

XLINKS' MOROCCO-UK POWER PROJECT

Environmental Statement

Volume 2, Appendix 5.1: Base Traffic Flow Data

Document Number: 6.2.5.1

PINS Reference: EN010164/APP/6.2

APFP Regulations: 5(2)(a)

November 2024

For Issue

XLINKS' MOROCCO – UK POWER PROJECT

Document status					
Version	Purpose of document	Authored by	Reviewed by	Approved by	Review date
For Issue	Application	RPS	Xlinks 1 Ltd	Xlinks 1 Ltd	November 2024

Prepared by:

RPS

Prepared for:

Xlinks 1 Limited

Contents

1	BASE TRAFFIC FLOW DATA.....	1
1.1	Introduction	1
1.2	Study Area	1
1.3	Base Traffic Flow Data Sources.....	1

Annexes

- Annex A : Base Traffic Flows Sources
- Annex B : 2023 Automatic Traffic Count Survey Data
- Annex C : 2024 Automatic Traffic Counts and Radar Surveys
- Annex D : 2024 Manual Classified Count and Queue Length Surveys Data
- Annex E : 2019 Department for Transport Survey Data
- Annex F : 2023 Department for Transport Survey Data
- Annex G : Devon County Council Survey Data

Glossary

Term	Meaning
Environmental Impact Assessment	The process of identifying and assessing the significant effects likely to arise from a project. This requires consideration of the likely changes to the environment, where these arise as a consequence of a project, through comparison with the existing and projected future baseline conditions.
Environmental Statement	The document presenting the results of the Environmental Impact Assessment process.
Mean Low Water Springs	The height of mean low water during spring tides in a year.
Proposed Development	The element of Xlinks' Morocco-UK Power Project within the UK. The Proposed Development covers all works required to construct and operate the offshore cables (from the UK Exclusive Economic Zone to Landfall), Landfall, onshore Direct Current and Alternating Current cables, converter stations, and highways improvements.
Study area	This is an area which is defined for each environmental topic which includes the Order Limits as well as potential spatial and temporal considerations of the impacts on relevant receptors. The study area for each topic is intended to cover the area within which an impact can be reasonably expected.
Xlinks' Morocco UK Power Project	The overall scheme from Morocco to the national grid, including all onshore and offshore elements of the transmission network and the generation site in Morocco (referred to as the 'Project').

Acronyms

Acronym	Meaning
ATC	Automatic Traffic Count
EIA	Environmental Impact Assessment
ES	Environmental Statement
UK	United Kingdom

1 BASE TRAFFIC FLOW DATA

1.1 Introduction

- 1.1.1 This document forms Volume 2, Appendix 5.1: Base Traffic Flow Data of the Environmental Statement (ES) prepared for the United Kingdom (UK) elements of Xlinks' Morocco-UK Power Project (the 'Project'). For ease of reference, the UK elements of the Project are referred to as the 'Proposed Development', which is the focus of the ES. The ES presents the findings of the Environmental Impact Assessment (EIA) process for the Proposed Development.
- 1.1.2 This document provides base traffic flow data for highway links within the study area obtained from publicly available sources and from undertaking site-specific traffic surveys. The base traffic flow data set out in section 5.7 of Volume 2, Chapter 5: Traffic and Transport of the ES defines the baseline environment for the assessment.

1.2 Study Area

- 1.2.1 The traffic and transport study area for the assessment of environmental traffic and transport impacts considers the transport network landward of the Mean Low Water Springs where potential impacts are likely to occur. This includes active travel routes and parts of the highway network most likely to be used by construction traffic generated by the Proposed Development, as well as all accesses (whether temporary or permanent) and any highway improvements required to facilitate the construction of the Proposed Development. The highway links which form the study area for the assessment of environmental traffic and transport impacts are shown in Volume 2, Figure 5.1 of the ES.

1.3 Base Traffic Flow Data Sources

- 1.3.1 The site-specific traffic surveys undertaken to obtain base traffic flow data for highway links within the study area are set out below.
- Base traffic flows sources (**Annex A**).
 - 2023 Automatic Traffic Count surveys (**Annex B**):
 - ATC 1: Buckleigh Road west of the B3236 (Link 15);
 - ATC 2: Littleham Road south of Clovelly Road (Link 17);
 - ATC 3: A386 south of Coach Drive (Link 14);
 - ATC 5: Gammaton Road between Manteo Way and Tennacott Lane (Link 9); and
 - ATC 6: Gammaton Moor Road north of the Alverdiscott Substation access (Link 11).
 - 2024 Automatic Traffic Count and radar surveys (**Annex C**):
 - ATC 3: Barnstaple Street north of Mount Pleasant (Link 7);
 - ATC 4: Manteo Way between Barnstaple Street and Old Barnstaple Road (Link 8);

- ATC 5: A386 between Newton Road and Chingswell Street;
- ATC 6: Abbotsham Road north of Abbotsham Cross Roundabout (Link 16);
- Radar 1: A39 north-east of the A39 / B3236 junction (Link 4); and
- Radar 2: A39 north-east of the A39 / Abbotsham Road junction (Link 5).
- 2024 Manual Classified Count and queue length surveys (**Annex D**):
 - MCC 1: Barnstaple Street / Manteo Way junction (Link 7 & Link 8); and
 - QLS 1: Barnstaple Street / Manteo Way junction (Link 7 & Link 8).

1.3.2 The publicly available sources to obtain base traffic flow data for highway links within the study area are set out below.

- 2019 Department for Transport manual count points (**Annex E**):
 - 18513: A39 west of Heywood Road Roundabout (Link 4).
- 2023 Department for Transport manual count points (**Annex F**):
 - 99836: A39 east of Roundswell Roundabout (Link 1);
 - 48681: A39 between Roundswell Roundabout and the A39 / B3233 junction (Link 2);
 - 58217: A39 east of Heywood Road Roundabout (Link 3);
 - 92273: A39 south of Fairy Cross (Link 6); and
 - 38615: A386 north of Broad Lane (Link 12).
- 2022 to 2024 Devon County Council manual count points (**Annex G**):
 - 4133: A39 east of Heywood Road Roundabout (Link 3); and
 - 5014: A39 south-west of Abbotsham Cross Roundabout (Link 6).

Annex A: Base Traffic Flows Sources

Base Traffic Flows Sources

Link Reference	Description	AADT		Sources		Count Number	Date (Year)
		Total	HGVs	ATC / Radar Survey / MCC	DfT AADF		
L1	A39 between Lake Roundabout and Roundswell Roundabout	31164	939		✓	99836	2023
L2	A39 between Roundswell Roundabout and B3233	19753	699		✓	48681	2023
L3	A39 between B3233 and Heywood Road Roundabout	23059	794		✓	58217	2023
L4	A39 between Heywood Road Roundabout and B3236 Buckleigh Road	15176	488		✓	58217 / 18513	2024
L5	A39 between B3236 Buckleigh Road and Abbotsham Cross Roundabout	13286	400	✓	✓	Radar Survey 1&2	2024
L6	A39 between Abbotsham Cross Roundabout and Fairycross	7220	227		✓	92273	2023
L7	B3233 Barnstaple Street between Barnstaple Street Roundabout and Manteo Way	11777	470	✓		ATC 3	2024
L8	Manteo Way between Barnstaple Street and Gammaton Road	8296	285	✓		ATC 4	2024
L9	Gammaton Road between Manteo Way and Tennacott Lane	797	10	✓		ATC 5	2023
L10	Gammaton Road between Tennacott Lane and Moorview House	797	10			ATC 5	2023
L11	Gammaton Moor Road between Moorview House and Alverdiscott Substation access	87	5	✓		ATC 6	2023
L12	A386 between Heywood Road Roundabout and The Quay	4408	63		✓	38615	2023
L13	A386 between Heywood Road Roundabout and Ford Rise	13581	459	✓		ATC 5	2024
L14	A386 between Ford Rise and Wesleyan Chapel	9449	311	✓		ATC 3	2023
L15	B3236 Buckleigh Road between A39 and Pusehill Road	1910	20	✓		ATC 1	2023
L16	Bowood Farm Road between Abbotsham Cross Roundabout and temporary construction compound access 2	1577	35	✓		ATC 6	2024
L17	Littleham Road between Abbotsham Cross Roundabout and temporary construction compound access 3	1795	106	✓		ATC 2	2023

Annex B: 2023 Automatic Traffic Count Survey Data

12092 BIDEFORD										
MARCH 2023										
Site	Location	Direction	Start Date	End Date	Posted Speed Limit (PSL)	Total Vehicles	5 Day Ave.	7 Day Ave.	Average 85%ile Speed	Average Mean Speed
Site No: 12092001	Site 1 - Unnamed Rd, Westwood Ho W of B3236 51.02773, -4.23445	Channel: Eastbound	Thu 02-Mar-23	Wed 08-Mar-23	40	7537	1167	1077	35.6	30.8
		Channel: Westbound	Thu 02-Mar-23	Wed 08-Mar-23		5833	927	833	33.4	28.8

TIME PERIOD	TOTAL VEHICLES	MOTOR-CYCLES	CARS OR CAR-BASED LGV	LIGHT GOODS VEHICLES	BUSES	TWO AXLE, SIX TYRE, RIGID/BUSES	THREE AXLE RIGID	FOUR OR MORE AXLE RIGID	FOUR OR LESS AXLE ARTIC	FIVE AXLE ARTIC	SIX OR MORE AXLE ARTIC	FIVE OR LESS AXLE MULTI-TRAILER ARTIC	SIX AXLE MULTI-TRAILER ARTIC	SEVEN OR MORE AXLE ARTIC
Thu 02-Mar-23														
00:00	1	0	1	0	0	0	0	0	0	0	0	0	0	0
01:00	0	0	0	0	0	0	0	0	0	0	0	0	0	0
02:00	0	0	0	0	0	0	0	0	0	0	0	0	0	0
03:00	2	1	1	0	0	0	0	0	0	0	0	0	0	0
04:00	1	0	1	0	0	0	0	0	0	0	0	0	0	0
05:00	1	0	1	0	0	0	0	0	0	0	0	0	0	0
06:00	10	0	8	2	0	0	0	0	0	0	0	0	0	0
07:00	55	1	38	16	0	0	0	0	0	0	0	0	0	0
08:00	87	0	63	22	0	2	0	0	0	0	0	0	0	0
09:00	89	1	63	24	0	1	0	0	0	0	0	0	0	0
10:00	94	2	80	10	1	0	1	0	0	0	0	0	0	0
11:00	102	0	84	17	0	1	0	0	0	0	0	0	0	0
12:00	115	6	85	23	0	0	0	0	1	0	0	0	0	0
13:00	87	0	68	17	1	0	0	0	0	0	1	0	0	0
14:00	103	6	82	14	0	1	0	0	0	0	0	0	0	0
15:00	117	3	89	25	0	0	0	0	0	0	0	0	0	0
16:00	150	3	113	32	0	2	0	0	0	0	0	0	0	0
17:00	110	4	81	25	0	0	0	0	0	0	0	0	0	0
18:00	76	2	65	7	0	0	1	0	0	0	1	0	0	0
19:00	31	0	27	4	0	0	0	0	0	0	0	0	0	0
20:00	14	0	13	1	0	0	0	0	0	0	0	0	0	0
21:00	14	0	14	0	0	0	0	0	0	0	0	0	0	0
22:00	6	0	6	0	0	0	0	0	0	0	0	0	0	0
23:00	0	0	0	0	0	0	0	0	0	0	0	0	0	0
12H,7-19	1185	28	911	232	2	7	2	0	1	0	2	0	0	0
16H,6-22	1254	28	973	239	2	7	2	0	1	0	2	0	0	0
18H,6-24	1260	28	979	239	2	7	2	0	1	0	2	0	0	0
24H,0-24	1265	29	983	239	2	7	2	0	1	0	2	0	0	0

12092 BIDEFORD Site No: 12092001 Location Site 1 - Unnamed Rd, Westwood Ho
 Thu 02-Mar-23 to Wed 08-Mar-23 Channel: Eastbound

TIME PERIOD	TOTAL VEHICLES	MOTOR-CYCLES	CARS OR CAR-BASED LGV	LIGHT GOODS VEHICLES	BUSES	TWO AXLE, SIX TYRE, RIGID/BUSES	THREE AXLE RIGID	FOUR OR MORE AXLE RIGID	FOUR OR LESS AXLE ARTIC	FIVE AXLE ARTIC	SIX OR MORE AXLE ARTIC	FIVE OR LESS AXLE MULTI-TRAILER ARTIC	SIX AXLE MULTI-TRAILER ARTIC	SEVEN OR MORE AXLE ARTIC
Fri 03-Mar-23														
00:00	1	0	1	0	0	0	0	0	0	0	0	0	0	0
01:00	1	0	1	0	0	0	0	0	0	0	0	0	0	0
02:00	0	0	0	0	0	0	0	0	0	0	0	0	0	0
03:00	1	0	1	0	0	0	0	0	0	0	0	0	0	0
04:00	1	1	0	0	0	0	0	0	0	0	0	0	0	0
05:00	2	0	2	0	0	0	0	0	0	0	0	0	0	0
06:00	8	0	6	2	0	0	0	0	0	0	0	0	0	0
07:00	34	0	23	9	1	0	0	0	1	0	0	0	0	0
08:00	78	0	50	26	0	2	0	0	0	0	0	0	0	0
09:00	75	1	59	15	0	0	0	0	0	0	0	0	0	0
10:00	81	0	71	9	0	1	0	0	0	0	0	0	0	0
11:00	92	2	65	24	0	0	1	0	0	0	0	0	0	0
12:00	122	0	111	10	0	1	0	0	0	0	0	0	0	0
13:00	94	1	72	21	0	0	0	0	0	0	0	0	0	0
14:00	104	0	92	10	0	1	0	0	1	0	0	0	0	0
15:00	138	1	109	25	1	1	0	0	1	0	0	0	0	0
16:00	149	1	109	37	0	1	1	0	0	0	0	0	0	0
17:00	101	2	82	17	0	0	0	0	0	0	0	0	0	0
18:00	71	0	58	12	0	1	0	0	0	0	0	0	0	0
19:00	23	1	17	5	0	0	0	0	0	0	0	0	0	0
20:00	17	0	15	2	0	0	0	0	0	0	0	0	0	0
21:00	16	0	15	1	0	0	0	0	0	0	0	0	0	0
22:00	4	0	4	0	0	0	0	0	0	0	0	0	0	0
23:00	4	0	2	2	0	0	0	0	0	0	0	0	0	0
12H,7-19	1139	8	901	215	2	8	2	0	3	0	0	0	0	0
16H,6-22	1203	9	954	225	2	8	2	0	3	0	0	0	0	0
18H,6-24	1211	9	960	227	2	8	2	0	3	0	0	0	0	0
24H,0-24	1217	10	965	227	2	8	2	0	3	0	0	0	0	0

TIME PERIOD	TOTAL VEHICLES	MOTOR-CYCLES	CARS OR CAR-BASED LGV	LIGHT GOODS VEHICLES	BUSES	TWO AXLE, SIX TYRE, RIGID/BUSES	THREE AXLE RIGID	FOUR OR MORE AXLE RIGID	FOUR OR LESS AXLE ARTIC	FIVE AXLE ARTIC	SIX OR MORE AXLE ARTIC	FIVE OR LESS AXLE MULTI-TRAILER ARTIC	SIX AXLE MULTI-TRAILER ARTIC	SEVEN OR MORE AXLE ARTIC
Sat 04-Mar-23														
00:00	2	0	2	0	0	0	0	0	0	0	0	0	0	0
01:00	2	1	1	0	0	0	0	0	0	0	0	0	0	0
02:00	1	0	1	0	0	0	0	0	0	0	0	0	0	0
03:00	3	0	3	0	0	0	0	0	0	0	0	0	0	0
04:00	0	0	0	0	0	0	0	0	0	0	0	0	0	0
05:00	3	0	3	0	0	0	0	0	0	0	0	0	0	0
06:00	7	0	4	3	0	0	0	0	0	0	0	0	0	0
07:00	23	1	15	7	0	0	0	0	0	0	0	0	0	0
08:00	33	0	24	9	0	0	0	0	0	0	0	0	0	0
09:00	53	1	45	7	0	0	0	0	0	0	0	0	0	0
10:00	90	0	70	19	0	0	0	0	1	0	0	0	0	0
11:00	96	2	74	18	0	1	0	0	1	0	0	0	0	0
12:00	103	1	90	12	0	0	0	0	0	0	0	0	0	0
13:00	99	2	79	18	0	0	0	0	0	0	0	0	0	0
14:00	84	2	71	11	0	0	0	0	0	0	0	0	0	0
15:00	70	0	56	12	0	0	1	0	1	0	0	0	0	0
16:00	82	0	68	12	0	2	0	0	0	0	0	0	0	0
17:00	54	0	48	6	0	0	0	0	0	0	0	0	0	0
18:00	31	1	28	2	0	0	0	0	0	0	0	0	0	0
19:00	20	0	18	2	0	0	0	0	0	0	0	0	0	0
20:00	18	0	14	3	0	1	0	0	0	0	0	0	0	0
21:00	10	0	7	3	0	0	0	0	0	0	0	0	0	0
22:00	10	0	8	2	0	0	0	0	0	0	0	0	0	0
23:00	4	0	4	0	0	0	0	0	0	0	0	0	0	0
12H,7-19	818	10	668	133	0	3	1	0	3	0	0	0	0	0
16H,6-22	873	10	711	144	0	4	1	0	3	0	0	0	0	0
18H,6-24	887	10	723	146	0	4	1	0	3	0	0	0	0	0
24H,0-24	898	11	733	146	0	4	1	0	3	0	0	0	0	0

TIME PERIOD	TOTAL VEHICLES	MOTOR-CYCLES	CARS OR CAR-BASED LGV	LIGHT GOODS VEHICLES	BUSES	TWO AXLE, SIX TYRE, RIGID/BUSES	THREE AXLE RIGID	FOUR OR MORE AXLE RIGID	FOUR OR LESS AXLE ARTIC	FIVE AXLE ARTIC	SIX OR MORE AXLE ARTIC	FIVE OR LESS AXLE MULTI-TRAILER ARTIC	SIX AXLE MULTI-TRAILER ARTIC	SEVEN OR MORE AXLE ARTIC
Sun 05-Mar-23														
00:00	2	0	1	1	0	0	0	0	0	0	0	0	0	0
01:00	1	0	1	0	0	0	0	0	0	0	0	0	0	0
02:00	1	0	1	0	0	0	0	0	0	0	0	0	0	0
03:00	0	0	0	0	0	0	0	0	0	0	0	0	0	0
04:00	0	0	0	0	0	0	0	0	0	0	0	0	0	0
05:00	1	0	1	0	0	0	0	0	0	0	0	0	0	0
06:00	3	0	2	1	0	0	0	0	0	0	0	0	0	0
07:00	5	0	4	1	0	0	0	0	0	0	0	0	0	0
08:00	16	0	13	3	0	0	0	0	0	0	0	0	0	0
09:00	36	0	27	8	0	1	0	0	0	0	0	0	0	0
10:00	81	4	64	13	0	0	0	0	0	0	0	0	0	0
11:00	84	5	67	12	0	0	0	0	0	0	0	0	0	0
12:00	106	0	93	13	0	0	0	0	0	0	0	0	0	0
13:00	126	2	100	24	0	0	0	0	0	0	0	0	0	0
14:00	86	0	75	11	0	0	0	0	0	0	0	0	0	0
15:00	80	0	71	9	0	0	0	0	0	0	0	0	0	0
16:00	67	1	57	8	0	1	0	0	0	0	0	0	0	0
17:00	31	0	26	5	0	0	0	0	0	0	0	0	0	0
18:00	30	1	22	7	0	0	0	0	0	0	0	0	0	0
19:00	19	0	19	0	0	0	0	0	0	0	0	0	0	0
20:00	13	0	10	3	0	0	0	0	0	0	0	0	0	0
21:00	12	0	12	0	0	0	0	0	0	0	0	0	0	0
22:00	2	0	2	0	0	0	0	0	0	0	0	0	0	0
23:00	1	0	1	0	0	0	0	0	0	0	0	0	0	0
12H,7-19	748	13	619	114	0	2	0	0	0	0	0	0	0	0
16H,6-22	795	13	662	118	0	2	0	0	0	0	0	0	0	0
18H,6-24	798	13	665	118	0	2	0	0	0	0	0	0	0	0
24H,0-24	803	13	669	119	0	2	0	0	0	0	0	0	0	0

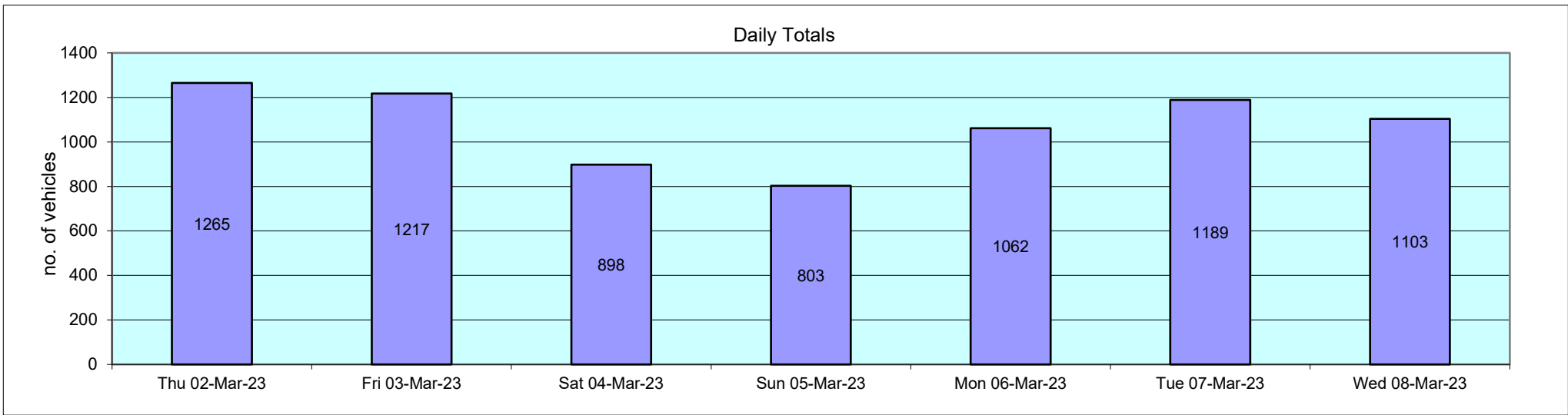
TIME PERIOD	TOTAL VEHICLES	MOTOR-CYCLES	CARS OR CAR-BASED LGV	LIGHT GOODS VEHICLES	BUSES	TWO AXLE, SIX TYRE, RIGID/BUSES	THREE AXLE RIGID	FOUR OR MORE AXLE RIGID	FOUR OR LESS AXLE ARTIC	FIVE AXLE ARTIC	SIX OR MORE AXLE ARTIC	FIVE OR LESS AXLE MULTI-TRAILER ARTIC	SIX AXLE MULTI-TRAILER ARTIC	SEVEN OR MORE AXLE ARTIC
Mon 06-Mar-23														
00:00	0	0	0	0	0	0	0	0	0	0	0	0	0	0
01:00	1	0	1	0	0	0	0	0	0	0	0	0	0	0
02:00	0	0	0	0	0	0	0	0	0	0	0	0	0	0
03:00	1	0	1	0	0	0	0	0	0	0	0	0	0	0
04:00	0	0	0	0	0	0	0	0	0	0	0	0	0	0
05:00	1	0	1	0	0	0	0	0	0	0	0	0	0	0
06:00	14	2	10	2	0	0	0	0	0	0	0	0	0	0
07:00	40	0	26	13	0	1	0	0	0	0	0	0	0	0
08:00	81	1	60	18	1	1	0	0	0	0	0	0	0	0
09:00	79	1	61	14	0	0	0	0	3	0	0	0	0	0
10:00	85	2	68	13	0	2	0	0	0	0	0	0	0	0
11:00	78	0	60	18	0	0	0	0	0	0	0	0	0	0
12:00	83	1	66	15	0	1	0	0	0	0	0	0	0	0
13:00	79	1	64	13	0	0	0	0	1	0	0	0	0	0
14:00	91	2	67	18	1	3	0	0	0	0	0	0	0	0
15:00	115	0	90	24	1	0	0	0	0	0	0	0	0	0
16:00	118	2	89	26	0	1	0	0	0	0	0	0	0	0
17:00	91	1	69	21	0	0	0	0	0	0	0	0	0	0
18:00	46	0	39	7	0	0	0	0	0	0	0	0	0	0
19:00	23	0	16	7	0	0	0	0	0	0	0	0	0	0
20:00	14	1	11	2	0	0	0	0	0	0	0	0	0	0
21:00	17	0	17	0	0	0	0	0	0	0	0	0	0	0
22:00	4	0	4	0	0	0	0	0	0	0	0	0	0	0
23:00	1	0	1	0	0	0	0	0	0	0	0	0	0	0
12H,7-19	986	11	759	200	3	9	0	0	4	0	0	0	0	0
16H,6-22	1054	14	813	211	3	9	0	0	4	0	0	0	0	0
18H,6-24	1059	14	818	211	3	9	0	0	4	0	0	0	0	0
24H,0-24	1062	14	821	211	3	9	0	0	4	0	0	0	0	0

TIME PERIOD	TOTAL VEHICLES	MOTOR-CYCLES	CARS OR CAR-BASED LGV	LIGHT GOODS VEHICLES	BUSES	TWO AXLE, SIX TYRE, RIGID/BUSES	THREE AXLE RIGID	FOUR OR MORE AXLE RIGID	FOUR OR LESS AXLE ARTIC	FIVE AXLE ARTIC	SIX OR MORE AXLE ARTIC	FIVE OR LESS AXLE MULTI-TRAILER ARTIC	SIX AXLE MULTI-TRAILER ARTIC	SEVEN OR MORE AXLE ARTIC	
Tue 07-Mar-23															
00:00	0	0	0	0	0	0	0	0	0	0	0	0	0	0	
01:00	1	0	1	0	0	0	0	0	0	0	0	0	0	0	
02:00	0	0	0	0	0	0	0	0	0	0	0	0	0	0	
03:00	1	0	1	0	0	0	0	0	0	0	0	0	0	0	
04:00	1	0	1	0	0	0	0	0	0	0	0	0	0	0	
05:00	2	0	2	0	0	0	0	0	0	0	0	0	0	0	
06:00	11	0	10	1	0	0	0	0	0	0	0	0	0	0	
07:00	50	0	36	13	1	0	0	0	0	0	0	0	0	0	
08:00	103	1	78	20	0	2	2	0	0	0	0	0	0	0	
09:00	82	0	64	16	0	1	0	0	1	0	0	0	0	0	
10:00	62	0	52	9	0	1	0	0	0	0	0	0	0	0	
11:00	105	0	87	16	1	1	0	0	0	0	0	0	0	0	
12:00	104	0	88	16	0	0	0	0	0	0	0	0	0	0	
13:00	77	1	64	11	1	0	0	0	0	0	0	0	0	0	
14:00	118	2	95	20	0	1	0	0	0	0	0	0	0	0	
15:00	127	3	95	26	0	2	1	0	0	0	0	0	0	0	
16:00	118	2	91	24	0	1	0	0	0	0	0	0	0	0	
17:00	110	4	81	24	0	1	0	0	0	0	0	0	0	0	
18:00	42	1	36	4	0	0	0	0	1	0	0	0	0	0	
19:00	35	3	26	6	0	0	0	0	0	0	0	0	0	0	
20:00	15	0	11	4	0	0	0	0	0	0	0	0	0	0	
21:00	18	0	15	3	0	0	0	0	0	0	0	0	0	0	
22:00	7	0	6	1	0	0	0	0	0	0	0	0	0	0	
23:00	0	0	0	0	0	0	0	0	0	0	0	0	0	0	
12H,7-19	1098	14	867	199	3	10	3	0	2	0	0	0	0	0	
16H,6-22	1177	17	929	213	3	10	3	0	2	0	0	0	0	0	
18H,6-24	1184	17	935	214	3	10	3	0	2	0	0	0	0	0	
24H,0-24	1189	17	940	214	3	10	3	0	2	0	0	0	0	0	

TIME PERIOD	TOTAL VEHICLES	MOTOR-CYCLES	CARS OR CAR-BASED LGV	LIGHT GOODS VEHICLES	BUSES	TWO AXLE, SIX TYRE, RIGID/BUSES	THREE AXLE RIGID	FOUR OR MORE AXLE RIGID	FOUR OR LESS AXLE ARTIC	FIVE AXLE ARTIC	SIX OR MORE AXLE ARTIC	FIVE OR LESS AXLE MULTI-TRAILER ARTIC	SIX AXLE MULTI-TRAILER ARTIC	SEVEN OR MORE AXLE ARTIC
Wed 08-Mar-23														
00:00	0	0	0	0	0	0	0	0	0	0	0	0	0	0
01:00	0	0	0	0	0	0	0	0	0	0	0	0	0	0
02:00	0	0	0	0	0	0	0	0	0	0	0	0	0	0
03:00	3	1	2	0	0	0	0	0	0	0	0	0	0	0
04:00	0	0	0	0	0	0	0	0	0	0	0	0	0	0
05:00	3	0	3	0	0	0	0	0	0	0	0	0	0	0
06:00	11	0	9	1	1	0	0	0	0	0	0	0	0	0
07:00	37	0	29	7	0	1	0	0	0	0	0	0	0	0
08:00	94	1	79	12	0	0	1	0	1	0	0	0	0	0
09:00	69	0	59	9	1	0	0	0	0	0	0	0	0	0
10:00	67	0	52	12	0	1	1	0	0	0	0	1	0	0
11:00	58	0	48	9	0	1	0	0	0	0	0	0	0	0
12:00	67	1	56	10	0	0	0	0	0	0	0	0	0	0
13:00	81	0	71	10	0	0	0	0	0	0	0	0	0	0
14:00	105	3	89	12	0	1	0	0	0	0	0	0	0	0
15:00	117	4	91	22	0	0	0	0	0	0	0	0	0	0
16:00	145	3	113	27	1	1	0	0	0	0	0	0	0	0
17:00	107	4	79	24	0	0	0	0	0	0	0	0	0	0
18:00	76	3	62	9	0	0	1	0	0	0	1	0	0	0
19:00	27	0	22	5	0	0	0	0	0	0	0	0	0	0
20:00	16	0	15	1	0	0	0	0	0	0	0	0	0	0
21:00	13	0	12	0	0	1	0	0	0	0	0	0	0	0
22:00	7	0	7	0	0	0	0	0	0	0	0	0	0	0
23:00	0	0	0	0	0	0	0	0	0	0	0	0	0	0
12H,7-19	1023	19	828	163	2	5	3	0	1	0	1	1	0	0
16H,6-22	1090	19	886	170	3	6	3	0	1	0	1	1	0	0
18H,6-24	1097	19	893	170	3	6	3	0	1	0	1	1	0	0
24H,0-24	1103	20	898	170	3	6	3	0	1	0	1	1	0	0

12092 BIDEFORD Site No: 12092001 Location Site 1 - Unnamed Rd, Westwood Ho
 Thu 02-Mar-23 to Wed 08-Mar-23 Channel: Eastbound

TIME PERIOD	TOTAL VEHICLES	MOTOR-CYCLES	CARS OR CAR-BASED LGV	LIGHT GOODS VEHICLES	BUSES	TWO AXLE, SIX TYRE, RIGID/BUSES	THREE AXLE RIGID	FOUR OR MORE AXLE RIGID	FOUR OR LESS AXLE ARTIC	FIVE AXLE ARTIC	SIX OR MORE AXLE ARTIC	FIVE OR LESS AXLE MULTI-TRAILER ARTIC	SIX AXLE MULTI-TRAILER ARTIC	SEVEN OR MORE AXLE ARTIC	
Daily Totals															
Thu 02-Mar-23	1265	29	983	239	2	7	2	0	1	0	2	0	0	0	
Fri 03-Mar-23	1217	10	965	227	2	8	2	0	3	0	0	0	0	0	
Sat 04-Mar-23	898	11	733	146	0	4	1	0	3	0	0	0	0	0	
Sun 05-Mar-23	803	13	669	119	0	2	0	0	0	0	0	0	0	0	
Mon 06-Mar-23	1062	14	821	211	3	9	0	0	4	0	0	0	0	0	
Tue 07-Mar-23	1189	17	940	214	3	10	3	0	2	0	0	0	0	0	
Wed 08-Mar-23	1103	20	898	170	3	6	3	0	1	0	1	1	0	0	
Total Vehicles															
[--]	7537	114	6009	1326	13	46	11	0	14	0	3	1	0	0	



12092 BIDEFORD Site No: 12092001 Location Site 1 - Unnamed Rd, Westwood Ho
 Thu 02-Mar-23 to Wed 08-Mar-23 Channel: Eastbound

TIME PERIOD	TOTAL VEHICLES	MOTOR-CYCLES	MOTOR-CYCLES%	CARS	CARS %	LGV	LGV %	HGV	HGV %	BUS	BUS %
Thu 02-Mar-23											
00:00	1	0	0.0	1	100.0	0	0.0	0	0.0	0	0.0
01:00	0	0	-	0	-	0	-	0	-	0	-
02:00	0	0	-	0	-	0	-	0	-	0	-
03:00	2	1	50.0	1	50.0	0	0.0	0	0.0	0	0.0
04:00	1	0	0.0	1	100.0	0	0.0	0	0.0	0	0.0
05:00	1	0	0.0	1	100.0	0	0.0	0	0.0	0	0.0
06:00	10	0	0.0	8	80.0	2	20.0	0	0.0	0	0.0
07:00	55	1	1.8	38	69.1	16	29.1	0	0.0	0	0.0
08:00	87	0	0.0	63	72.4	22	25.3	2	2.3	0	0.0
09:00	89	1	1.1	63	70.8	24	27.0	1	1.1	0	0.0
10:00	94	2	2.1	80	85.1	10	10.6	1	1.1	1	1.1
11:00	102	0	0.0	84	82.4	17	16.7	1	1.0	0	0.0
12:00	115	6	5.2	85	73.9	23	20.0	1	0.9	0	0.0
13:00	87	0	0.0	68	78.2	17	19.5	1	1.2	1	1.2
14:00	103	6	5.8	82	79.6	14	13.6	1	1.0	0	0.0
15:00	117	3	2.6	89	76.1	25	21.4	0	0.0	0	0.0
16:00	150	3	2.0	113	75.3	32	21.3	2	1.3	0	0.0
17:00	110	4	3.6	81	73.6	25	22.7	0	0.0	0	0.0
18:00	76	2	2.6	65	85.5	7	9.2	2	2.6	0	0.0
19:00	31	0	0.0	27	87.1	4	12.9	0	0.0	0	0.0
20:00	14	0	0.0	13	92.9	1	7.1	0	0.0	0	0.0
21:00	14	0	0.0	14	100.0	0	0.0	0	0.0	0	0.0
22:00	6	0	0.0	6	100.0	0	0.0	0	0.0	0	0.0
23:00	0	0	-	0	-	0	-	0	-	0	-
12H,7-19	1185	28	2.4	911	76.9	232	19.6	12	1.0	2	0.2
16H,6-22	1254	28	2.2	973	77.6	239	19.1	12	1.0	2	0.2
18H,6-24	1260	28	2.2	979	77.7	239	19.0	12	1.0	2	0.2
24H,0-24	1265	29	2.3	983	77.7	239	18.9	12	1.0	2	0.2

12092 BIDEFORD Site No: 12092001 Location Site 1 - Unnamed Rd, Westwood Ho
 Thu 02-Mar-23 to Wed 08-Mar-23 Channel: Eastbound

TIME PERIOD	TOTAL VEHICLES	MOTOR-CYCLES	MOTOR-CYCLES%	CARS	CARS %	LGV	LGV %	HGV	HGV %	BUS	BUS %
Fri 03-Mar-23											
00:00	1	0	0.0	1	100.0	0	0.0	0	0.0	0	0.0
01:00	1	0	0.0	1	100.0	0	0.0	0	0.0	0	0.0
02:00	0	0	-	0	-	0	-	0	-	0	-
03:00	1	0	0.0	1	100.0	0	0.0	0	0.0	0	0.0
04:00	1	1	100.0	0	0.0	0	0.0	0	0.0	0	0.0
05:00	2	0	0.0	2	100.0	0	0.0	0	0.0	0	0.0
06:00	8	0	0.0	6	75.0	2	25.0	0	0.0	0	0.0
07:00	34	0	0.0	23	67.7	9	26.5	1	2.9	1	2.9
08:00	78	0	0.0	50	64.1	26	33.3	2	2.6	0	0.0
09:00	75	1	1.3	59	78.7	15	20.0	0	0.0	0	0.0
10:00	81	0	0.0	71	87.7	9	11.1	1	1.2	0	0.0
11:00	92	2	2.2	65	70.7	24	26.1	1	1.1	0	0.0
12:00	122	0	0.0	111	91.0	10	8.2	1	0.8	0	0.0
13:00	94	1	1.1	72	76.6	21	22.3	0	0.0	0	0.0
14:00	104	0	0.0	92	88.5	10	9.6	2	1.9	0	0.0
15:00	138	1	0.7	109	79.0	25	18.1	2	1.5	1	0.7
16:00	149	1	0.7	109	73.2	37	24.8	2	1.3	0	0.0
17:00	101	2	2.0	82	81.2	17	16.8	0	0.0	0	0.0
18:00	71	0	0.0	58	81.7	12	16.9	1	1.4	0	0.0
19:00	23	1	4.4	17	73.9	5	21.7	0	0.0	0	0.0
20:00	17	0	0.0	15	88.2	2	11.8	0	0.0	0	0.0
21:00	16	0	0.0	15	93.8	1	6.3	0	0.0	0	0.0
22:00	4	0	0.0	4	100.0	0	0.0	0	0.0	0	0.0
23:00	4	0	0.0	2	50.0	2	50.0	0	0.0	0	0.0
12H,7-19	1139	8	0.7	901	79.1	215	18.9	13	1.1	2	0.2
16H,6-22	1203	9	0.8	954	79.3	225	18.7	13	1.1	2	0.2
18H,6-24	1211	9	0.7	960	79.3	227	18.7	13	1.1	2	0.2
24H,0-24	1217	10	0.8	965	79.3	227	18.7	13	1.1	2	0.2

12092 BIDEFORD Site No: 12092001 Location Site 1 - Unnamed Rd, Westwood Ho
 Thu 02-Mar-23 to Wed 08-Mar-23 Channel: Eastbound

TIME PERIOD	TOTAL VEHICLES	MOTOR-CYCLES	MOTOR-CYCLES%	CARS	CARS %	LGV	LGV %	HGV	HGV %	BUS	BUS %
Sat 04-Mar-23											
00:00	2	0	0.0	2	100.0	0	0.0	0	0.0	0	0.0
01:00	2	1	50.0	1	50.0	0	0.0	0	0.0	0	0.0
02:00	1	0	0.0	1	100.0	0	0.0	0	0.0	0	0.0
03:00	3	0	0.0	3	100.0	0	0.0	0	0.0	0	0.0
04:00	0	0	-	0	-	0	-	0	-	0	-
05:00	3	0	0.0	3	100.0	0	0.0	0	0.0	0	0.0
06:00	7	0	0.0	4	57.1	3	42.9	0	0.0	0	0.0
07:00	23	1	4.4	15	65.2	7	30.4	0	0.0	0	0.0
08:00	33	0	0.0	24	72.7	9	27.3	0	0.0	0	0.0
09:00	53	1	1.9	45	84.9	7	13.2	0	0.0	0	0.0
10:00	90	0	0.0	70	77.8	19	21.1	1	1.1	0	0.0
11:00	96	2	2.1	74	77.1	18	18.8	2	2.1	0	0.0
12:00	103	1	1.0	90	87.4	12	11.7	0	0.0	0	0.0
13:00	99	2	2.0	79	79.8	18	18.2	0	0.0	0	0.0
14:00	84	2	2.4	71	84.5	11	13.1	0	0.0	0	0.0
15:00	70	0	0.0	56	80.0	12	17.1	2	2.9	0	0.0
16:00	82	0	0.0	68	82.9	12	14.6	2	2.4	0	0.0
17:00	54	0	0.0	48	88.9	6	11.1	0	0.0	0	0.0
18:00	31	1	3.2	28	90.3	2	6.5	0	0.0	0	0.0
19:00	20	0	0.0	18	90.0	2	10.0	0	0.0	0	0.0
20:00	18	0	0.0	14	77.8	3	16.7	1	5.6	0	0.0
21:00	10	0	0.0	7	70.0	3	30.0	0	0.0	0	0.0
22:00	10	0	0.0	8	80.0	2	20.0	0	0.0	0	0.0
23:00	4	0	0.0	4	100.0	0	0.0	0	0.0	0	0.0
12H,7-19	818	10	1.2	668	81.7	133	16.3	7	0.9	0	0.0
16H,6-22	873	10	1.2	711	81.4	144	16.5	8	0.9	0	0.0
18H,6-24	887	10	1.1	723	81.5	146	16.5	8	0.9	0	0.0
24H,0-24	898	11	1.2	733	81.6	146	16.3	8	0.9	0	0.0

TIME PERIOD	TOTAL VEHICLES	MOTOR-CYCLES	MOTOR-CYCLES%	CARS	CARS %	LGV	LGV %	HGV	HGV %	BUS	BUS %
Sun 05-Mar-23											
00:00	2	0	0.0	1	50.0	1	50.0	0	0.0	0	0.0
01:00	1	0	0.0	1	100.0	0	0.0	0	0.0	0	0.0
02:00	1	0	0.0	1	100.0	0	0.0	0	0.0	0	0.0
03:00	0	0	-	0	-	0	-	0	-	0	-
04:00	0	0	-	0	-	0	-	0	-	0	-
05:00	1	0	0.0	1	100.0	0	0.0	0	0.0	0	0.0
06:00	3	0	0.0	2	66.7	1	33.3	0	0.0	0	0.0
07:00	5	0	0.0	4	80.0	1	20.0	0	0.0	0	0.0
08:00	16	0	0.0	13	81.3	3	18.8	0	0.0	0	0.0
09:00	36	0	0.0	27	75.0	8	22.2	1	2.8	0	0.0
10:00	81	4	4.9	64	79.0	13	16.1	0	0.0	0	0.0
11:00	84	5	6.0	67	79.8	12	14.3	0	0.0	0	0.0
12:00	106	0	0.0	93	87.7	13	12.3	0	0.0	0	0.0
13:00	126	2	1.6	100	79.4	24	19.1	0	0.0	0	0.0
14:00	86	0	0.0	75	87.2	11	12.8	0	0.0	0	0.0
15:00	80	0	0.0	71	88.8	9	11.3	0	0.0	0	0.0
16:00	67	1	1.5	57	85.1	8	11.9	1	1.5	0	0.0
17:00	31	0	0.0	26	83.9	5	16.1	0	0.0	0	0.0
18:00	30	1	3.3	22	73.3	7	23.3	0	0.0	0	0.0
19:00	19	0	0.0	19	100.0	0	0.0	0	0.0	0	0.0
20:00	13	0	0.0	10	76.9	3	23.1	0	0.0	0	0.0
21:00	12	0	0.0	12	100.0	0	0.0	0	0.0	0	0.0
22:00	2	0	0.0	2	100.0	0	0.0	0	0.0	0	0.0
23:00	1	0	0.0	1	100.0	0	0.0	0	0.0	0	0.0
12H,7-19	748	13	1.7	619	82.8	114	15.2	2	0.3	0	0.0
16H,6-22	795	13	1.6	662	83.3	118	14.8	2	0.3	0	0.0
18H,6-24	798	13	1.6	665	83.3	118	14.8	2	0.3	0	0.0
24H,0-24	803	13	1.6	669	83.3	119	14.8	2	0.3	0	0.0

12092 BIDEFORD Site No: 12092001 Location Site 1 - Unnamed Rd, Westwood Ho
 Thu 02-Mar-23 to Wed 08-Mar-23 Channel: Eastbound

TIME PERIOD	TOTAL VEHICLES	MOTOR-CYCLES	MOTOR-CYCLES%	CARS	CARS %	LGV	LGV %	HGV	HGV %	BUS	BUS %
Mon 06-Mar-23											
00:00	0	0	-	0	-	0	-	0	-	0	-
01:00	1	0	0.0	1	100.0	0	0.0	0	0.0	0	0.0
02:00	0	0	-	0	-	0	-	0	-	0	-
03:00	1	0	0.0	1	100.0	0	0.0	0	0.0	0	0.0
04:00	0	0	-	0	-	0	-	0	-	0	-
05:00	1	0	0.0	1	100.0	0	0.0	0	0.0	0	0.0
06:00	14	2	14.3	10	71.4	2	14.3	0	0.0	0	0.0
07:00	40	0	0.0	26	65.0	13	32.5	1	2.5	0	0.0
08:00	81	1	1.2	60	74.1	18	22.2	1	1.2	1	1.2
09:00	79	1	1.3	61	77.2	14	17.7	3	3.8	0	0.0
10:00	85	2	2.4	68	80.0	13	15.3	2	2.4	0	0.0
11:00	78	0	0.0	60	76.9	18	23.1	0	0.0	0	0.0
12:00	83	1	1.2	66	79.5	15	18.1	1	1.2	0	0.0
13:00	79	1	1.3	64	81.0	13	16.5	1	1.3	0	0.0
14:00	91	2	2.2	67	73.6	18	19.8	3	3.3	1	1.1
15:00	115	0	0.0	90	78.3	24	20.9	0	0.0	1	0.9
16:00	118	2	1.7	89	75.4	26	22.0	1	0.9	0	0.0
17:00	91	1	1.1	69	75.8	21	23.1	0	0.0	0	0.0
18:00	46	0	0.0	39	84.8	7	15.2	0	0.0	0	0.0
19:00	23	0	0.0	16	69.6	7	30.4	0	0.0	0	0.0
20:00	14	1	7.1	11	78.6	2	14.3	0	0.0	0	0.0
21:00	17	0	0.0	17	100.0	0	0.0	0	0.0	0	0.0
22:00	4	0	0.0	4	100.0	0	0.0	0	0.0	0	0.0
23:00	1	0	0.0	1	100.0	0	0.0	0	0.0	0	0.0
12H,7-19	986	11	1.1	759	77.0	200	20.3	13	1.3	3	0.3
16H,6-22	1054	14	1.3	813	77.1	211	20.0	13	1.2	3	0.3
18H,6-24	1059	14	1.3	818	77.2	211	19.9	13	1.2	3	0.3
24H,0-24	1062	14	1.3	821	77.3	211	19.9	13	1.2	3	0.3

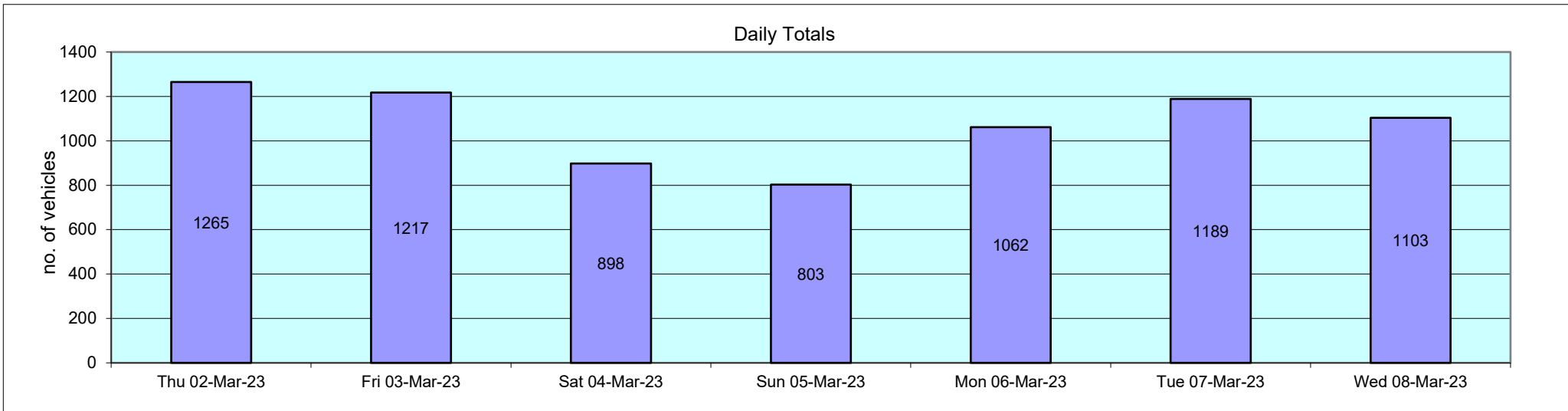
12092 BIDEFORD Site No: 12092001 Location Site 1 - Unnamed Rd, Westwood Ho
 Thu 02-Mar-23 to Wed 08-Mar-23 Channel: Eastbound

TIME PERIOD	TOTAL VEHICLES	MOTOR-CYCLES	MOTOR-CYCLES%	CARS	CARS %	LGV	LGV %	HGV	HGV %	BUS	BUS %
Tue 07-Mar-23											
00:00	0	0	-	0	-	0	-	0	-	0	-
01:00	1	0	0.0	1	100.0	0	0.0	0	0.0	0	0.0
02:00	0	0	-	0	-	0	-	0	-	0	-
03:00	1	0	0.0	1	100.0	0	0.0	0	0.0	0	0.0
04:00	1	0	0.0	1	100.0	0	0.0	0	0.0	0	0.0
05:00	2	0	0.0	2	100.0	0	0.0	0	0.0	0	0.0
06:00	11	0	0.0	10	90.9	1	9.1	0	0.0	0	0.0
07:00	50	0	0.0	36	72.0	13	26.0	0	0.0	1	2.0
08:00	103	1	1.0	78	75.7	20	19.4	4	3.9	0	0.0
09:00	82	0	0.0	64	78.1	16	19.5	2	2.4	0	0.0
10:00	62	0	0.0	52	83.9	9	14.5	1	1.6	0	0.0
11:00	105	0	0.0	87	82.9	16	15.2	1	1.0	1	1.0
12:00	104	0	0.0	88	84.6	16	15.4	0	0.0	0	0.0
13:00	77	1	1.3	64	83.1	11	14.3	0	0.0	1	1.3
14:00	118	2	1.7	95	80.5	20	17.0	1	0.9	0	0.0
15:00	127	3	2.4	95	74.8	26	20.5	3	2.4	0	0.0
16:00	118	2	1.7	91	77.1	24	20.3	1	0.9	0	0.0
17:00	110	4	3.6	81	73.6	24	21.8	1	0.9	0	0.0
18:00	42	1	2.4	36	85.7	4	9.5	1	2.4	0	0.0
19:00	35	3	8.6	26	74.3	6	17.1	0	0.0	0	0.0
20:00	15	0	0.0	11	73.3	4	26.7	0	0.0	0	0.0
21:00	18	0	0.0	15	83.3	3	16.7	0	0.0	0	0.0
22:00	7	0	0.0	6	85.7	1	14.3	0	0.0	0	0.0
23:00	0	0	-	0	-	0	-	0	-	0	-
12H,7-19	1098	14	1.3	867	79.0	199	18.1	15	1.4	3	0.3
16H,6-22	1177	17	1.4	929	78.9	213	18.1	15	1.3	3	0.3
18H,6-24	1184	17	1.4	935	79.0	214	18.1	15	1.3	3	0.3
24H,0-24	1189	17	1.4	940	79.1	214	18.0	15	1.3	3	0.3

TIME PERIOD	TOTAL VEHICLES	MOTOR-CYCLES	MOTOR-CYCLES%	CARS	CARS %	LGV	LGV %	HGV	HGV %	BUS	BUS %
Wed 08-Mar-23											
00:00	0	0	-	0	-	0	-	0	-	0	-
01:00	0	0	-	0	-	0	-	0	-	0	-
02:00	0	0	-	0	-	0	-	0	-	0	-
03:00	3	1	33.3	2	66.7	0	0.0	0	0.0	0	0.0
04:00	0	0	-	0	-	0	-	0	-	0	-
05:00	3	0	0.0	3	100.0	0	0.0	0	0.0	0	0.0
06:00	11	0	0.0	9	81.8	1	9.1	0	0.0	1	9.1
07:00	37	0	0.0	29	78.4	7	18.9	1	2.7	0	0.0
08:00	94	1	1.1	79	84.0	12	12.8	2	2.1	0	0.0
09:00	69	0	0.0	59	85.5	9	13.0	0	0.0	1	1.5
10:00	67	0	0.0	52	77.6	12	17.9	3	4.5	0	0.0
11:00	58	0	0.0	48	82.8	9	15.5	1	1.7	0	0.0
12:00	67	1	1.5	56	83.6	10	14.9	0	0.0	0	0.0
13:00	81	0	0.0	71	87.7	10	12.4	0	0.0	0	0.0
14:00	105	3	2.9	89	84.8	12	11.4	1	1.0	0	0.0
15:00	117	4	3.4	91	77.8	22	18.8	0	0.0	0	0.0
16:00	145	3	2.1	113	77.9	27	18.6	1	0.7	1	0.7
17:00	107	4	3.7	79	73.8	24	22.4	0	0.0	0	0.0
18:00	76	3	4.0	62	81.6	9	11.8	2	2.6	0	0.0
19:00	27	0	0.0	22	81.5	5	18.5	0	0.0	0	0.0
20:00	16	0	0.0	15	93.8	1	6.3	0	0.0	0	0.0
21:00	13	0	0.0	12	92.3	0	0.0	1	7.7	0	0.0
22:00	7	0	0.0	7	100.0	0	0.0	0	0.0	0	0.0
23:00	0	0	-	0	-	0	-	0	-	0	-
12H,7-19	1023	19	1.9	828	80.9	163	15.9	11	1.1	2	0.2
16H,6-22	1090	19	1.7	886	81.3	170	15.6	12	1.1	3	0.3
18H,6-24	1097	19	1.7	893	81.4	170	15.5	12	1.1	3	0.3
24H,0-24	1103	20	1.8	898	81.4	170	15.4	12	1.1	3	0.3

12092 BIDEFORD Site No: 12092001 Location Site 1 - Unnamed Rd, Westwood Ho
 Thu 02-Mar-23 to Wed 08-Mar-23 Channel: Eastbound

TIME PERIOD	TOTAL VEHICLES	MOTOR-CYCLES	MOTOR-CYCLES%	CARS	CARS %	LGV	LGV %	HGV	HGV %	BUS	BUS %
Daily Totals											
Thu 02-Mar-23	1265	29	2.3	983	77.7	239	18.9	12	1.0	2	0.2
Fri 03-Mar-23	1217	10	0.8	965	79.3	227	18.7	13	1.1	2	0.2
Sat 04-Mar-23	898	11	1.2	733	81.6	146	16.3	8	0.9	0	0.0
Sun 05-Mar-23	803	13	1.6	669	83.3	119	14.8	2	0.3	0	0.0
Mon 06-Mar-23	1062	14	1.3	821	77.3	211	19.9	13	1.2	3	0.3
Tue 07-Mar-23	1189	17	1.4	940	79.1	214	18.0	15	1.3	3	0.3
Wed 08-Mar-23	1103	20	1.8	898	81.4	170	15.4	12	1.1	3	0.3
Total Vehicles											
[--]	7537	114	1.5	6009	80.0	1326	17.4	75	1.0	13	0.2



12092 BIDEFORD Site No: 12092001 Location Site 1 - Unnamed Rd, Westwood Ho
 Thu 02-Mar-23 to Wed 08-Mar-23 Channel: Eastbound

Time Period	Total Vehicles	85%ile Speed	Mean Speed	Stand Dev.	<11Mph	11-<16	16-<21	21-<26	26-<31	31-<36	36-<41	41-<46	46-<51	51-<56	56-<61	=>61
Thu 02-Mar-23																
00:00	1	-	33.5	-	0	0	0	0	0	1	0	0	0	0	0	0
01:00	0	-	-	-	0	0	0	0	0	0	0	0	0	0	0	0
02:00	0	-	-	-	0	0	0	0	0	0	0	0	0	0	0	0
03:00	2	-	26	3.5	0	0	0	1	1	0	0	0	0	0	0	0
04:00	1	-	28.5	-	0	0	0	0	1	0	0	0	0	0	0	0
05:00	1	-	23.5	-	0	0	0	1	0	0	0	0	0	0	0	0
06:00	10	33.5	30.5	3	0	0	0	0	6	4	0	0	0	0	0	0
07:00	55	36.8	30.2	7.7	2	2	1	5	18	17	8	1	1	0	0	0
08:00	87	34.8	30.4	4.4	0	0	0	10	42	28	6	1	0	0	0	0
09:00	89	34	28.4	5.7	1	2	4	16	39	22	5	0	0	0	0	0
10:00	94	32.7	27.9	4.8	0	2	2	25	44	19	2	0	0	0	0	0
11:00	102	34.6	29.5	4.7	0	0	1	23	38	34	6	0	0	0	0	0
12:00	115	33.9	28.7	5.4	1	3	2	20	54	30	4	1	0	0	0	0
13:00	87	34.6	29.7	5.5	2	1	0	11	34	35	4	0	0	0	0	0
14:00	103	35.6	30.4	5.9	0	2	4	14	31	39	11	2	0	0	0	0
15:00	117	35.8	31	5.3	0	3	0	7	50	41	14	2	0	0	0	0
16:00	150	35.5	31	4.4	0	0	0	17	59	57	17	0	0	0	0	0
17:00	110	35.4	31.4	5.2	0	3	1	4	38	53	8	3	0	0	0	0
18:00	76	35.4	30.5	6.1	0	3	1	4	35	24	7	0	2	0	0	0
19:00	31	38.3	33	5.7	0	0	0	1	12	11	4	2	1	0	0	0
20:00	14	37	32.4	5.4	0	0	0	1	5	5	2	1	0	0	0	0
21:00	14	35	29.6	5.4	0	0	0	4	5	3	2	0	0	0	0	0
22:00	6	-	30.2	3	0	0	0	0	4	2	0	0	0	0	0	0
23:00	0	-	-	-	0	0	0	0	0	0	0	0	0	0	0	0
12H,7-19	1185	35.1	30	5.4	6	21	16	156	482	399	92	10	3	0	0	0
16H,6-22	1254	35.2	30.1	5.4	6	21	16	162	510	422	100	13	4	0	0	0
18H,6-24	1260	35.1	30.1	5.4	6	21	16	162	514	424	100	13	4	0	0	0
24H,0-24	1265	35.1	30.1	5.4	6	21	16	164	516	425	100	13	4	0	0	0

12092 BIDEFORD Site No: 12092001 Location Site 1 - Unnamed Rd, Westwood Ho
 Thu 02-Mar-23 to Wed 08-Mar-23 Channel: Eastbound

Time Period	Total Vehicles	85%ile Speed	Mean Speed	Stand Dev.	<11Mph	11-<16	16-<21	21-<26	26-<31	31-<36	36-<41	41-<46	46-<51	51-<56	56-<61	=>61
Fri 03-Mar-23																
00:00	1	-	43.5	-	0	0	0	0	0	0	0	1	0	0	0	0
01:00	1	-	28.5	-	0	0	0	0	1	0	0	0	0	0	0	0
02:00	0	-	-	-	0	0	0	0	0	0	0	0	0	0	0	0
03:00	1	-	28.5	-	0	0	0	0	1	0	0	0	0	0	0	0
04:00	1	-	23.5	-	0	0	0	1	0	0	0	0	0	0	0	0
05:00	2	-	33.5	7.1	0	0	0	0	1	0	1	0	0	0	0	0
06:00	8	-	32.9	2.3	0	0	0	0	1	7	0	0	0	0	0	0
07:00	34	34.9	31.1	3.8	0	0	0	2	14	16	2	0	0	0	0	0
08:00	78	35.6	31.5	4.7	0	0	1	4	32	31	8	2	0	0	0	0
09:00	75	35	30.1	5.8	1	2	3	3	28	33	5	0	0	0	0	0
10:00	81	34.7	30.4	4.3	0	0	1	7	39	29	4	1	0	0	0	0
11:00	92	33.4	29.2	3.9	0	0	1	13	53	22	3	0	0	0	0	0
12:00	122	34.2	29.6	4.4	0	0	3	16	61	36	6	0	0	0	0	0
13:00	94	34.8	30.3	4.7	0	0	1	10	47	28	7	0	1	0	0	0
14:00	104	33.8	29	4.3	0	0	1	23	49	27	4	0	0	0	0	0
15:00	138	34.8	29.7	5.1	0	1	5	21	55	46	9	1	0	0	0	0
16:00	149	35.8	31.4	5.1	1	0	2	9	56	61	18	1	1	0	0	0
17:00	101	35.5	31.2	4.7	0	0	1	8	41	39	10	2	0	0	0	0
18:00	71	34.9	30.8	4.2	0	0	0	6	33	27	4	1	0	0	0	0
19:00	23	37.1	32.2	4.6	0	0	0	1	9	8	5	0	0	0	0	0
20:00	17	35.9	33.2	4.7	0	0	0	1	3	10	2	1	0	0	0	0
21:00	16	35.3	32.6	6	0	0	0	0	8	6	0	1	1	0	0	0
22:00	4	-	28.5	4.2	0	0	0	1	2	1	0	0	0	0	0	0
23:00	4	-	32.3	7.6	0	0	0	0	3	0	0	1	0	0	0	0
12H,7-19	1139	35	30.3	4.7	2	3	19	122	508	395	80	8	2	0	0	0
16H,6-22	1203	35	30.4	4.8	2	3	19	124	529	426	87	10	3	0	0	0
18H,6-24	1211	35	30.4	4.8	2	3	19	125	534	427	87	11	3	0	0	0
24H,0-24	1217	35.1	30.4	4.8	2	3	19	126	537	427	88	12	3	0	0	0

12092 BIDEFORD Site No: 12092001 Location Site 1 - Unnamed Rd, Westwood Ho
 Thu 02-Mar-23 to Wed 08-Mar-23 Channel: Eastbound

Time Period	Total Vehicles	85%ile Speed	Mean Speed	Stand Dev.	<11Mph	11-<16	16-<21	21-<26	26-<31	31-<36	36-<41	41-<46	46-<51	51-<56	56-<61	=>61
Sat 04-Mar-23																
00:00	2	-	33.5	1.8	0	0	0	0	0	2	0	0	0	0	0	0
01:00	2	-	31	3.5	0	0	0	0	1	1	0	0	0	0	0	0
02:00	1	-	38.5	-	0	0	0	0	0	0	1	0	0	0	0	0
03:00	3	-	33.5	1.7	0	0	0	0	0	3	0	0	0	0	0	0
04:00	0	-	-	-	0	0	0	0	0	0	0	0	0	0	0	0
05:00	3	-	40.2	3.1	0	0	0	0	0	0	2	1	0	0	0	0
06:00	7	-	32.1	2.9	0	0	0	0	2	5	0	0	0	0	0	0
07:00	23	38.1	31.3	7.6	1	0	1	1	7	7	5	1	0	0	0	0
08:00	33	35.6	32.3	4.4	0	0	0	2	9	18	3	1	0	0	0	0
09:00	53	35.6	30.5	5.8	0	2	1	5	18	20	7	0	0	0	0	0
10:00	90	35	30.7	4.5	0	0	0	9	43	30	7	0	1	0	0	0
11:00	96	36	30.6	6.1	0	2	2	15	30	32	13	1	1	0	0	0
12:00	103	35.5	30.2	5.1	0	0	3	13	47	27	12	1	0	0	0	0
13:00	99	35.6	31.6	5.1	0	0	0	9	38	40	9	0	3	0	0	0
14:00	84	36.3	31	5	0	0	2	6	39	23	13	1	0	0	0	0
15:00	70	35.6	30.3	6.2	2	0	0	12	21	26	8	1	0	0	0	0
16:00	82	36.1	31.3	5.5	0	1	2	6	29	31	11	2	0	0	0	0
17:00	54	37.9	32.9	5.2	0	0	0	3	17	22	9	2	1	0	0	0
18:00	31	37.3	31.6	6	1	0	0	0	14	9	7	0	0	0	0	0
19:00	20	33.5	32.5	5	0	0	0	0	9	8	1	2	0	0	0	0
20:00	18	35.5	31	4.8	0	0	0	0	13	2	2	1	0	0	0	0
21:00	10	36	33.5	10.1	0	0	0	2	2	4	1	0	0	0	1	0
22:00	10	37.7	32.5	4.8	0	0	0	0	5	2	3	0	0	0	0	0
23:00	4	-	33.5	7.1	0	0	0	1	0	1	2	0	0	0	0	0
12H,7-19	818	35.9	31	5.5	4	5	11	81	312	285	104	10	6	0	0	0
16H,6-22	873	35.9	31.1	5.5	4	5	11	83	338	304	108	13	6	0	1	0
18H,6-24	887	36	31.1	5.5	4	5	11	84	343	307	113	13	6	0	1	0
24H,0-24	898	36.1	31.2	5.5	4	5	11	84	344	313	116	14	6	0	1	0

12092 BIDEFORD Site No: 12092001 Location Site 1 - Unnamed Rd, Westwood Ho
 Thu 02-Mar-23 to Wed 08-Mar-23 Channel: Eastbound

Time Period	Total Vehicles	85%ile Speed	Mean Speed	Stand Dev.	<11Mph	11-<16	16-<21	21-<26	26-<31	31-<36	36-<41	41-<46	46-<51	51-<56	56-<61	=>61
Sun 05-Mar-23																
00:00	2	-	38.5	1.8	0	0	0	0	0	0	2	0	0	0	0	0
01:00	1	-	38.5	-	0	0	0	0	0	0	1	0	0	0	0	0
02:00	1	-	33.5	-	0	0	0	0	0	1	0	0	0	0	0	0
03:00	0	-	-	-	0	0	0	0	0	0	0	0	0	0	0	0
04:00	0	-	-	-	0	0	0	0	0	0	0	0	0	0	0	0
05:00	1	-	33.5	-	0	0	0	0	0	1	0	0	0	0	0	0
06:00	3	-	31.8	3.1	0	0	0	0	1	2	0	0	0	0	0	0
07:00	5	-	29.5	6.6	0	0	0	2	1	1	1	0	0	0	0	0
08:00	16	36.2	32.6	4.4	0	0	0	1	4	8	3	0	0	0	0	0
09:00	36	37.3	31.8	5.4	0	1	0	1	14	12	8	0	0	0	0	0
10:00	81	34.9	29.1	6	0	4	2	11	35	21	8	0	0	0	0	0
11:00	84	35.4	29.7	6.2	1	3	0	13	32	25	9	1	0	0	0	0
12:00	106	35.4	31	4.7	0	0	0	12	43	39	10	2	0	0	0	0
13:00	126	35.5	30.7	5.5	1	1	1	15	47	46	13	1	1	0	0	0
14:00	86	35.2	31.2	4.5	0	0	0	6	39	33	6	1	1	0	0	0
15:00	80	35.6	31.1	4.7	0	0	1	6	34	29	9	1	0	0	0	0
16:00	67	37.5	31	6.7	1	0	0	12	24	17	8	4	1	0	0	0
17:00	31	37.5	31.9	5.7	0	0	2	0	12	10	6	1	0	0	0	0
18:00	30	38.5	32.2	6.4	0	0	0	4	11	8	4	2	1	0	0	0
19:00	19	35.1	32.2	4.9	0	0	0	1	7	8	2	1	0	0	0	0
20:00	13	37.4	33.1	5	0	0	0	0	5	5	2	1	0	0	0	0
21:00	12	34.5	32.7	4.9	0	0	0	0	5	5	1	1	0	0	0	0
22:00	2	-	26	3.5	0	0	0	1	1	0	0	0	0	0	0	0
23:00	1	-	38.5	-	0	0	0	0	0	0	1	0	0	0	0	0
12H,7-19	748	35.8	30.8	5.5	3	9	6	83	296	249	85	13	4	0	0	0
16H,6-22	795	35.8	30.9	5.5	3	9	6	84	314	269	90	16	4	0	0	0
18H,6-24	798	35.8	30.9	5.5	3	9	6	85	315	269	91	16	4	0	0	0
24H,0-24	803	35.9	30.9	5.5	3	9	6	85	315	271	94	16	4	0	0	0

12092 BIDEFORD Site No: 12092001 Location Site 1 - Unnamed Rd, Westwood Ho
 Thu 02-Mar-23 to Wed 08-Mar-23 Channel: Eastbound

Time Period	Total Vehicles	85%ile Speed	Mean Speed	Stand Dev.	<11Mph	11-<16	16-<21	21-<26	26-<31	31-<36	36-<41	41-<46	46-<51	51-<56	56-<61	=>61
Mon 06-Mar-23																
00:00	0	-	-	-	0	0	0	0	0	0	0	0	0	0	0	0
01:00	1	-	28.5	-	0	0	0	0	1	0	0	0	0	0	0	0
02:00	0	-	-	-	0	0	0	0	0	0	0	0	0	0	0	0
03:00	1	-	43.5	-	0	0	0	0	0	0	0	1	0	0	0	0
04:00	0	-	-	-	0	0	0	0	0	0	0	0	0	0	0	0
05:00	1	-	23.5	-	0	0	0	1	0	0	0	0	0	0	0	0
06:00	14	34	27.1	8.2	1	1	0	3	4	4	1	0	0	0	0	0
07:00	40	35.7	32.3	4	0	0	0	2	11	22	5	0	0	0	0	0
08:00	81	37.9	32	6	0	2	0	7	24	29	17	1	1	0	0	0
09:00	79	34.7	29.2	5.7	0	3	1	17	23	31	4	0	0	0	0	0
10:00	85	36.6	31.6	5.1	0	1	0	8	28	33	14	1	0	0	0	0
11:00	78	35.8	31.2	5.5	0	1	0	10	26	30	9	1	1	0	0	0
12:00	83	35.9	32.2	5	0	0	1	3	30	37	8	3	1	0	0	0
13:00	79	36.7	32	4.6	0	0	0	4	32	29	12	2	0	0	0	0
14:00	91	35.7	30.3	5.1	0	0	1	14	42	21	12	1	0	0	0	0
15:00	115	37	32.4	5.4	0	0	0	7	42	45	16	3	0	2	0	0
16:00	118	35.9	30.9	5.6	1	2	2	6	49	41	15	2	0	0	0	0
17:00	91	35.8	31.7	4.6	0	0	0	6	36	36	11	2	0	0	0	0
18:00	46	35.5	30.7	4.9	0	0	0	6	21	13	5	1	0	0	0	0
19:00	23	35.5	32	5.3	0	0	0	1	10	9	2	0	1	0	0	0
20:00	14	35.6	32.1	4.4	0	0	0	1	4	7	2	0	0	0	0	0
21:00	17	34.9	31.4	3.8	0	0	0	1	6	9	1	0	0	0	0	0
22:00	4	-	34.8	2.8	0	0	0	0	0	3	1	0	0	0	0	0
23:00	1	-	33.5	-	0	0	0	0	0	1	0	0	0	0	0	0
12H,7-19	986	36.1	31.4	5.3	1	9	5	90	364	367	128	17	3	2	0	0
16H,6-22	1054	36	31.3	5.3	2	10	5	96	388	396	134	17	4	2	0	0
18H,6-24	1059	36	31.3	5.3	2	10	5	96	388	400	135	17	4	2	0	0
24H,0-24	1062	36	31.3	5.3	2	10	5	97	389	400	135	18	4	2	0	0

12092 BIDEFORD Site No: 12092001 Location Site 1 - Unnamed Rd, Westwood Ho
 Thu 02-Mar-23 to Wed 08-Mar-23 Channel: Eastbound

Time Period	Total Vehicles	85%ile Speed	Mean Speed	Stand Dev.	<11Mph	11-<16	16-<21	21-<26	26-<31	31-<36	36-<41	41-<46	46-<51	51-<56	56-<61	=>61
Tue 07-Mar-23																
00:00	0	-	-	-	0	0	0	0	0	0	0	0	0	0	0	0
01:00	1	-	28.5	-	0	0	0	0	1	0	0	0	0	0	0	0
02:00	0	-	-	-	0	0	0	0	0	0	0	0	0	0	0	0
03:00	1	-	33.5	-	0	0	0	0	0	1	0	0	0	0	0	0
04:00	1	-	33.5	-	0	0	0	0	0	1	0	0	0	0	0	0
05:00	2	-	33.5	1.8	0	0	0	0	0	2	0	0	0	0	0	0
06:00	11	30.6	29.4	2.5	0	0	0	0	9	2	0	0	0	0	0	0
07:00	50	36.6	31.2	4.7	0	0	0	4	24	13	9	0	0	0	0	0
08:00	103	35.7	31.3	4.8	0	1	0	9	37	43	12	1	0	0	0	0
09:00	82	34.9	30.6	4.5	0	0	1	8	35	32	5	1	0	0	0	0
10:00	62	35.3	30.3	5	0	0	3	5	28	19	7	0	0	0	0	0
11:00	105	35.3	31	4.4	0	0	1	8	44	42	9	1	0	0	0	0
12:00	104	34.7	30.4	4	0	0	0	8	56	32	8	0	0	0	0	0
13:00	77	35.6	31.6	4.5	0	0	1	6	23	38	9	0	0	0	0	0
14:00	118	34.8	30	4.8	1	0	1	14	56	37	8	1	0	0	0	0
15:00	127	34.7	30.5	4.2	0	1	1	8	59	52	6	0	0	0	0	0
16:00	118	36.2	31.4	5.1	1	0	0	10	46	42	17	2	0	0	0	0
17:00	110	38.1	32	6.7	1	3	2	7	27	47	14	9	0	0	0	0
18:00	42	37	32.1	4.8	0	0	0	1	20	13	6	2	0	0	0	0
19:00	35	35.5	30.4	6.8	0	3	1	1	9	17	4	0	0	0	0	0
20:00	15	39.8	32.5	7	0	0	0	3	4	3	3	2	0	0	0	0
21:00	18	37.3	32.1	5.3	0	0	0	1	8	5	3	1	0	0	0	0
22:00	7	-	34.2	5.5	0	0	0	0	2	3	1	1	0	0	0	0
23:00	0	-	-	-	0	0	0	0	0	0	0	0	0	0	0	0
12H,7-19	1098	35.5	31	4.9	3	5	10	88	455	410	110	17	0	0	0	0
16H,6-22	1177	35.6	31	5	3	8	11	93	485	437	120	20	0	0	0	0
18H,6-24	1184	35.6	31	5	3	8	11	93	487	440	121	21	0	0	0	0
24H,0-24	1189	35.6	31	5	3	8	11	93	488	444	121	21	0	0	0	0

Time Period	Total Vehicles	85%ile Speed	Mean Speed	Stand Dev.	<11Mph	11-<16	16-<21	21-<26	26-<31	31-<36	36-<41	41-<46	46-<51	51-<56	56-<61	=>61
Wed 08-Mar-23																
00:00	0	-	-	-	0	0	0	0	0	0	0	0	0	0	0	0
01:00	0	-	-	-	0	0	0	0	0	0	0	0	0	0	0	0
02:00	0	-	-	-	0	0	0	0	0	0	0	0	0	0	0	0
03:00	3	-	26.8	7.6	0	0	1	0	1	1	0	0	0	0	0	0
04:00	0	-	-	-	0	0	0	0	0	0	0	0	0	0	0	0
05:00	3	-	28.5	1.7	0	0	0	0	3	0	0	0	0	0	0	0
06:00	11	32.4	28	4.4	0	0	0	4	4	3	0	0	0	0	0	0
07:00	37	34.7	30.3	4.4	0	0	0	5	17	12	3	0	0	0	0	0
08:00	94	35.4	30.7	5.2	0	2	0	11	34	37	9	1	0	0	0	0
09:00	69	34.9	30.5	4.5	0	0	0	8	33	22	5	1	0	0	0	0
10:00	67	35.2	30.3	4.7	0	0	1	9	29	21	7	0	0	0	0	0
11:00	58	33.4	29.1	4.4	0	1	1	6	34	14	2	0	0	0	0	0
12:00	67	33.9	29	4.8	0	2	0	11	32	20	2	0	0	0	0	0
13:00	81	34.7	29.7	4.9	0	0	1	17	32	25	5	1	0	0	0	0
14:00	105	35.9	30.5	6	0	3	2	16	30	38	15	1	0	0	0	0
15:00	117	35.1	30.2	5	0	3	0	9	59	34	12	0	0	0	0	0
16:00	145	35.2	30.7	4.4	0	0	0	20	55	57	13	0	0	0	0	0
17:00	107	35.2	31.3	4.8	0	2	1	4	39	53	6	2	0	0	0	0
18:00	76	35.2	30.5	6.4	0	3	1	5	35	24	5	0	3	0	0	0
19:00	27	39.1	33.9	5.7	0	0	0	1	7	12	4	2	1	0	0	0
20:00	16	35.5	32.6	4.7	0	0	0	1	4	9	1	1	0	0	0	0
21:00	13	33.6	28.9	5	0	0	0	4	5	3	1	0	0	0	0	0
22:00	7	-	30.6	3.1	0	0	0	0	4	3	0	0	0	0	0	0
23:00	0	-	-	-	0	0	0	0	0	0	0	0	0	0	0	0
12H,7-19	1023	35.1	30.3	5	0	16	7	121	429	357	84	6	3	0	0	0
16H,6-22	1090	35.2	30.4	5.1	0	16	7	131	449	384	90	9	4	0	0	0
18H,6-24	1097	35.2	30.4	5.1	0	16	7	131	453	387	90	9	4	0	0	0
24H,0-24	1103	35.2	30.4	5.1	0	16	8	131	457	388	90	9	4	0	0	0

12092 BIDEFORD Site No: 12092001 Location Site 1 - Unnamed Rd, Westwood Ho
 Thu 02-Mar-23 to Wed 08-Mar-23 Channel: Eastbound

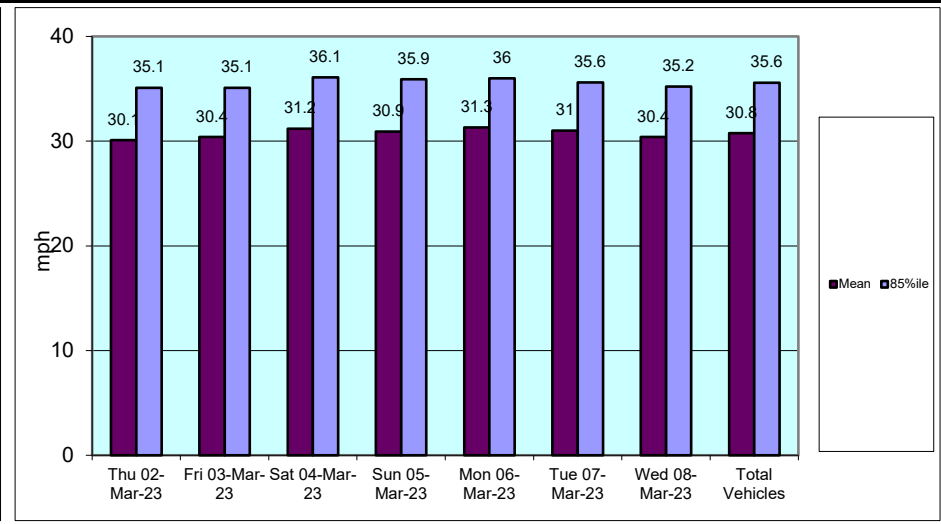
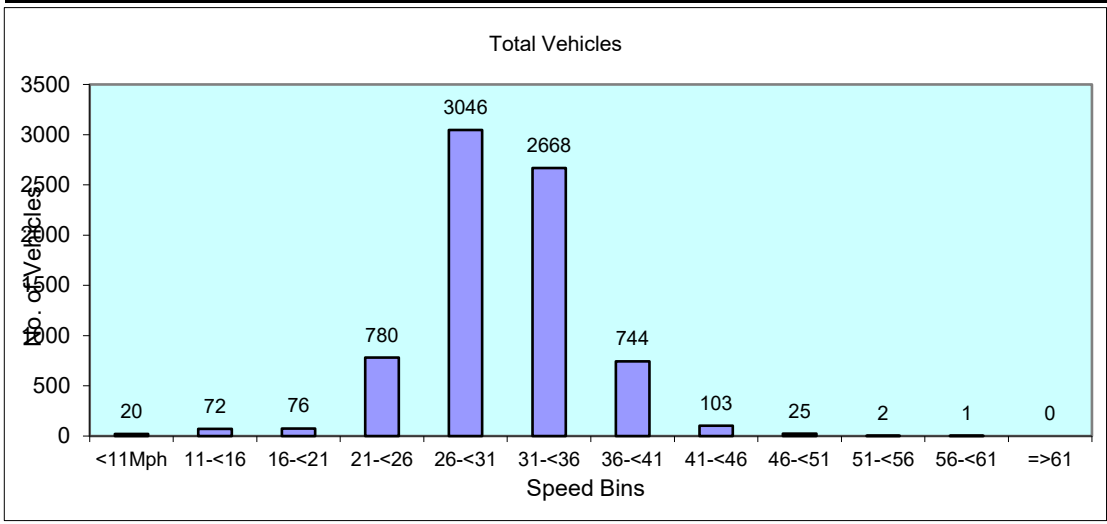
Time Period	Total Vehicles	85%ile Speed	Mean Speed	Stand Dev.	<11Mph	11-<16	16-<21	21-<26	26-<31	31-<36	36-<41	41-<46	46-<51	51-<56	56-<61	=>61
-------------	----------------	--------------	------------	------------	--------	--------	--------	--------	--------	--------	--------	--------	--------	--------	--------	------

Daily Totals

Thu 02-Mar-23	1265	35.1	30.1	5.4	6	21	16	164	516	425	100	13	4	0	0	0
Fri 03-Mar-23	1217	35.1	30.4	4.8	2	3	19	126	537	427	88	12	3	0	0	0
Sat 04-Mar-23	898	36.1	31.2	5.5	4	5	11	84	344	313	116	14	6	0	1	0
Sun 05-Mar-23	803	35.9	30.9	5.5	3	9	6	85	315	271	94	16	4	0	0	0
Mon 06-Mar-23	1062	36	31.3	5.3	2	10	5	97	389	400	135	18	4	2	0	0
Tue 07-Mar-23	1189	35.6	31	5	3	8	11	93	488	444	121	21	0	0	0	0
Wed 08-Mar-23	1103	35.2	30.4	5.1	0	16	8	131	457	388	90	9	4	0	0	0

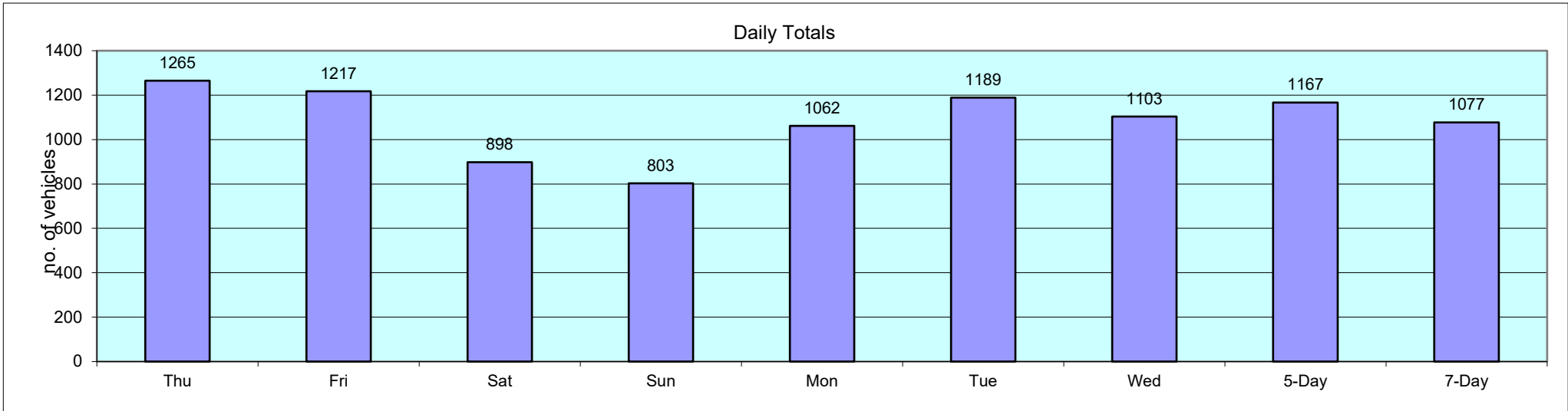
Total Vehicles

[--]	7537	35.6	30.8	5.2	20	72	76	780	3046	2668	744	103	25	2	1	0
------	------	------	------	-----	----	----	----	-----	------	------	-----	-----	----	---	---	---



12092	BIDEFORD		Site No: 12092001		Location		Site 1 - Unnamed Rd, Westwood Ho			
	Channel: Eastbound									
TIME PERIOD	Thu 02/03/23	Fri 03/03/23	Sat 04/03/23	Sun 05/03/23	Mon 06/03/23	Tue 07/03/23	Wed 08/03/23	5-Day Av	7-Day Av	
Week Begin: 02-Mar-23										
00:00	1	1	2	2	0	0	0	0	1	
01:00	0	1	2	1	1	1	0	1	1	
02:00	0	0	1	1	0	0	0	0	0	
03:00	2	1	3	0	1	1	3	2	2	
04:00	1	1	0	0	0	1	0	1	0	
05:00	1	2	3	1	1	2	3	2	2	
06:00	10	8	7	3	14	11	11	11	9	
07:00	55	34	23	5	40	50	37	43	35	
08:00	87	78	33	16	81	103	94	89	70	
09:00	89	75	53	36	79	82	69	79	69	
10:00	94	81	90	81	85	62	67	78	80	
11:00	102	92	96	84	78	105	58	87	88	
12:00	115	122	103	106	83	104	67	98	100	
13:00	87	94	99	126	79	77	81	84	92	
14:00	103	104	84	86	91	118	105	104	99	
15:00	117	138	70	80	115	127	117	123	109	
16:00	150	149	82	67	118	118	145	136	118	
17:00	110	101	54	31	91	110	107	104	86	
18:00	76	71	31	30	46	42	76	62	53	
19:00	31	23	20	19	23	35	27	28	25	
20:00	14	17	18	13	14	15	16	15	15	
21:00	14	16	10	12	17	18	13	16	14	
22:00	6	4	10	2	4	7	7	6	6	
23:00	0	4	4	1	1	0	0	1	1	
12H,7-19	1185	1139	818	748	986	1098	1023	1086	1000	
16H,6-22	1254	1203	873	795	1054	1177	1090	1156	1064	
18H,6-24	1260	1211	887	798	1059	1184	1097	1162	1071	
24H,0-24	1265	1217	898	803	1062	1189	1103	1167	1077	
Am	11:00	11:00	11:00	11:00	10:00	11:00	08:00			
Peak	102	92	96	84	85	105	94			
Pm	16:00	16:00	12:00	13:00	16:00	15:00	16:00			
Peak	150	149	103	126	118	127	145			

12092	BIDEFORD		Site No: 12092001	Location	Site 1 - Unnamed Rd, Westwood Ho				
			Channel: Eastbound						
TIME PERIOD	Thu	Fri	Sat	Sun	Mon	Tue	Wed	5-Day	7-Day
	02/03/23	03/03/23	04/03/23	05/03/23	06/03/23	07/03/23	08/03/23	Av	Av



TIME PERIOD	TOTAL VEHICLES	MOTOR-CYCLES	CARS OR CAR-BASED LGV	LIGHT GOODS VEHICLES	BUSES	TWO AXLE, SIX TYRE, RIGID/BUSES	THREE AXLE RIGID	FOUR OR MORE AXLE RIGID	FOUR OR LESS AXLE ARTIC	FIVE AXLE ARTIC	SIX OR MORE AXLE ARTIC	FIVE OR LESS AXLE MULTI-TRAILER ARTIC	SIX AXLE MULTI-TRAILER ARTIC	SEVEN OR MORE AXLE ARTIC
Thu 02-Mar-23														
00:00	0	0	0	0	0	0	0	0	0	0	0	0	0	0
01:00	0	0	0	0	0	0	0	0	0	0	0	0	0	0
02:00	1	0	1	0	0	0	0	0	0	0	0	0	0	0
03:00	0	0	0	0	0	0	0	0	0	0	0	0	0	0
04:00	0	0	0	0	0	0	0	0	0	0	0	0	0	0
05:00	1	0	1	0	0	0	0	0	0	0	0	0	0	0
06:00	14	1	13	0	0	0	0	0	0	0	0	0	0	0
07:00	50	2	29	19	0	0	0	0	0	0	0	0	0	0
08:00	91	2	74	14	0	1	0	0	0	0	0	0	0	0
09:00	68	2	55	11	0	0	0	0	0	0	0	0	0	0
10:00	71	2	62	6	0	1	0	0	0	0	0	0	0	0
11:00	73	3	60	9	0	1	0	0	0	0	0	0	0	0
12:00	69	1	57	11	0	0	0	0	0	0	0	0	0	0
13:00	62	1	53	8	0	0	0	0	0	0	0	0	0	0
14:00	81	0	68	11	0	2	0	0	0	0	0	0	0	0
15:00	102	3	83	16	0	0	0	0	0	0	0	0	0	0
16:00	99	2	76	21	0	0	0	0	0	0	0	0	0	0
17:00	72	4	60	8	0	0	0	0	0	0	0	0	0	0
18:00	41	1	37	3	0	0	0	0	0	0	0	0	0	0
19:00	20	0	16	4	0	0	0	0	0	0	0	0	0	0
20:00	10	0	9	1	0	0	0	0	0	0	0	0	0	0
21:00	12	0	12	0	0	0	0	0	0	0	0	0	0	0
22:00	5	0	5	0	0	0	0	0	0	0	0	0	0	0
23:00	2	1	1	0	0	0	0	0	0	0	0	0	0	0
12H,7-19	879	23	714	137	0	5	0	0	0	0	0	0	0	0
16H,6-22	935	24	764	142	0	5	0	0	0	0	0	0	0	0
18H,6-24	942	25	770	142	0	5	0	0	0	0	0	0	0	0
24H,0-24	944	25	772	142	0	5	0	0	0	0	0	0	0	0

12092 BIDEFORD Site No: 12092001 Location Site 1 - Unnamed Rd, Westwood Ho
 Thu 02-Mar-23 to Wed 08-Mar-23 Channel: Westbound

TIME PERIOD	TOTAL VEHICLES	MOTOR-CYCLES	CARS OR CAR-BASED LGV	LIGHT GOODS VEHICLES	BUSES	TWO AXLE, SIX TYRE, RIGID/BUSES	THREE AXLE RIGID	FOUR OR MORE AXLE RIGID	FOUR OR LESS AXLE ARTIC	FIVE AXLE ARTIC	SIX OR MORE AXLE ARTIC	FIVE OR LESS AXLE MULTI-TRAILER ARTIC	SIX AXLE MULTI-TRAILER ARTIC	SEVEN OR MORE AXLE ARTIC
Fri 03-Mar-23														
00:00	1	0	1	0	0	0	0	0	0	0	0	0	0	0
01:00	2	0	2	0	0	0	0	0	0	0	0	0	0	0
02:00	0	0	0	0	0	0	0	0	0	0	0	0	0	0
03:00	1	0	1	0	0	0	0	0	0	0	0	0	0	0
04:00	0	0	0	0	0	0	0	0	0	0	0	0	0	0
05:00	1	0	1	0	0	0	0	0	0	0	0	0	0	0
06:00	13	0	11	2	0	0	0	0	0	0	0	0	0	0
07:00	38	1	22	15	0	0	0	0	0	0	0	0	0	0
08:00	97	3	79	13	1	0	1	0	0	0	0	0	0	0
09:00	61	0	48	12	0	0	1	0	0	0	0	0	0	0
10:00	74	0	67	7	0	0	0	0	0	0	0	0	0	0
11:00	66	0	54	12	0	0	0	0	0	0	0	0	0	0
12:00	86	0	66	20	0	0	0	0	0	0	0	0	0	0
13:00	68	1	53	14	0	0	0	0	0	0	0	0	0	0
14:00	89	1	72	16	0	0	0	0	0	0	0	0	0	0
15:00	140	0	120	19	1	0	0	0	0	0	0	0	0	0
16:00	93	2	71	20	0	0	0	0	0	0	0	0	0	0
17:00	63	1	55	7	0	0	0	0	0	0	0	0	0	0
18:00	31	0	28	3	0	0	0	0	0	0	0	0	0	0
19:00	25	0	24	1	0	0	0	0	0	0	0	0	0	0
20:00	16	0	14	2	0	0	0	0	0	0	0	0	0	0
21:00	8	0	8	0	0	0	0	0	0	0	0	0	0	0
22:00	4	0	4	0	0	0	0	0	0	0	0	0	0	0
23:00	4	0	3	1	0	0	0	0	0	0	0	0	0	0
12H,7-19	906	9	735	158	2	0	2	0	0	0	0	0	0	0
16H,6-22	968	9	792	163	2	0	2	0	0	0	0	0	0	0
18H,6-24	976	9	799	164	2	0	2	0	0	0	0	0	0	0
24H,0-24	981	9	804	164	2	0	2	0	0	0	0	0	0	0

12092 BIDEFORD Site No: 12092001 Location Site 1 - Unnamed Rd, Westwood Ho
 Thu 02-Mar-23 to Wed 08-Mar-23 Channel: Westbound

TIME PERIOD	TOTAL VEHICLES	MOTOR-CYCLES	CARS OR CAR-BASED LGV	LIGHT GOODS VEHICLES	BUSES	TWO AXLE, SIX TYRE, RIGID/BUSES	THREE AXLE RIGID	FOUR OR MORE AXLE RIGID	FOUR OR LESS AXLE ARTIC	FIVE AXLE ARTIC	SIX OR MORE AXLE ARTIC	FIVE OR LESS AXLE MULTI-TRAILER ARTIC	SIX AXLE MULTI-TRAILER ARTIC	SEVEN OR MORE AXLE ARTIC
Sat 04-Mar-23														
00:00	2	0	2	0	0	0	0	0	0	0	0	0	0	0
01:00	0	0	0	0	0	0	0	0	0	0	0	0	0	0
02:00	1	0	1	0	0	0	0	0	0	0	0	0	0	0
03:00	0	0	0	0	0	0	0	0	0	0	0	0	0	0
04:00	1	0	1	0	0	0	0	0	0	0	0	0	0	0
05:00	0	0	0	0	0	0	0	0	0	0	0	0	0	0
06:00	10	0	10	0	0	0	0	0	0	0	0	0	0	0
07:00	10	1	6	3	0	0	0	0	0	0	0	0	0	0
08:00	19	0	14	4	0	1	0	0	0	0	0	0	0	0
09:00	44	2	35	7	0	0	0	0	0	0	0	0	0	0
10:00	71	1	63	5	0	0	0	0	2	0	0	0	0	0
11:00	55	0	47	8	0	0	0	0	0	0	0	0	0	0
12:00	74	2	59	13	0	0	0	0	0	0	0	0	0	0
13:00	80	1	64	15	0	0	0	0	0	0	0	0	0	0
14:00	53	1	45	7	0	0	0	0	0	0	0	0	0	0
15:00	52	1	44	7	0	0	0	0	0	0	0	0	0	0
16:00	47	1	40	6	0	0	0	0	0	0	0	0	0	0
17:00	44	0	40	4	0	0	0	0	0	0	0	0	0	0
18:00	15	0	13	2	0	0	0	0	0	0	0	0	0	0
19:00	18	0	18	0	0	0	0	0	0	0	0	0	0	0
20:00	10	0	6	4	0	0	0	0	0	0	0	0	0	0
21:00	7	0	6	1	0	0	0	0	0	0	0	0	0	0
22:00	4	0	3	1	0	0	0	0	0	0	0	0	0	0
23:00	0	0	0	0	0	0	0	0	0	0	0	0	0	0
12H,7-19	564	10	470	81	0	1	0	0	2	0	0	0	0	0
16H,6-22	609	10	510	86	0	1	0	0	2	0	0	0	0	0
18H,6-24	613	10	513	87	0	1	0	0	2	0	0	0	0	0
24H,0-24	617	10	517	87	0	1	0	0	2	0	0	0	0	0

12092 BIDEFORD Site No: 12092001 Location Site 1 - Unnamed Rd, Westwood Ho
 Thu 02-Mar-23 to Wed 08-Mar-23 Channel: Westbound

TIME PERIOD	TOTAL VEHICLES	MOTOR-CYCLES	CARS OR CAR-BASED LGV	LIGHT GOODS VEHICLES	BUSES	TWO AXLE, SIX TYRE, RIGID/BUSES	THREE AXLE RIGID	FOUR OR MORE AXLE RIGID	FOUR OR LESS AXLE ARTIC	FIVE AXLE ARTIC	SIX OR MORE AXLE ARTIC	FIVE OR LESS AXLE MULTI-TRAILER ARTIC	SIX AXLE MULTI-TRAILER ARTIC	SEVEN OR MORE AXLE ARTIC
Sun 05-Mar-23														
00:00	2	0	1	1	0	0	0	0	0	0	0	0	0	0
01:00	1	0	0	1	0	0	0	0	0	0	0	0	0	0
02:00	0	0	0	0	0	0	0	0	0	0	0	0	0	0
03:00	0	0	0	0	0	0	0	0	0	0	0	0	0	0
04:00	1	0	1	0	0	0	0	0	0	0	0	0	0	0
05:00	2	0	1	1	0	0	0	0	0	0	0	0	0	0
06:00	9	0	7	2	0	0	0	0	0	0	0	0	0	0
07:00	8	0	7	1	0	0	0	0	0	0	0	0	0	0
08:00	12	0	6	5	0	1	0	0	0	0	0	0	0	0
09:00	30	3	23	4	0	0	0	0	0	0	0	0	0	0
10:00	73	1	65	7	0	0	0	0	0	0	0	0	0	0
11:00	65	1	60	4	0	0	0	0	0	0	0	0	0	0
12:00	71	2	63	6	0	0	0	0	0	0	0	0	0	0
13:00	68	0	61	7	0	0	0	0	0	0	0	0	0	0
14:00	57	0	47	9	0	1	0	0	0	0	0	0	0	0
15:00	58	2	49	7	0	0	0	0	0	0	0	0	0	0
16:00	41	1	30	10	0	0	0	0	0	0	0	0	0	0
17:00	34	1	30	3	0	0	0	0	0	0	0	0	0	0
18:00	22	0	21	1	0	0	0	0	0	0	0	0	0	0
19:00	12	0	11	1	0	0	0	0	0	0	0	0	0	0
20:00	8	0	8	0	0	0	0	0	0	0	0	0	0	0
21:00	5	0	5	0	0	0	0	0	0	0	0	0	0	0
22:00	3	0	3	0	0	0	0	0	0	0	0	0	0	0
23:00	1	0	1	0	0	0	0	0	0	0	0	0	0	0
12H,7-19	539	11	462	64	0	2	0	0	0	0	0	0	0	0
16H,6-22	573	11	493	67	0	2	0	0	0	0	0	0	0	0
18H,6-24	577	11	497	67	0	2	0	0	0	0	0	0	0	0
24H,0-24	583	11	500	70	0	2	0	0	0	0	0	0	0	0

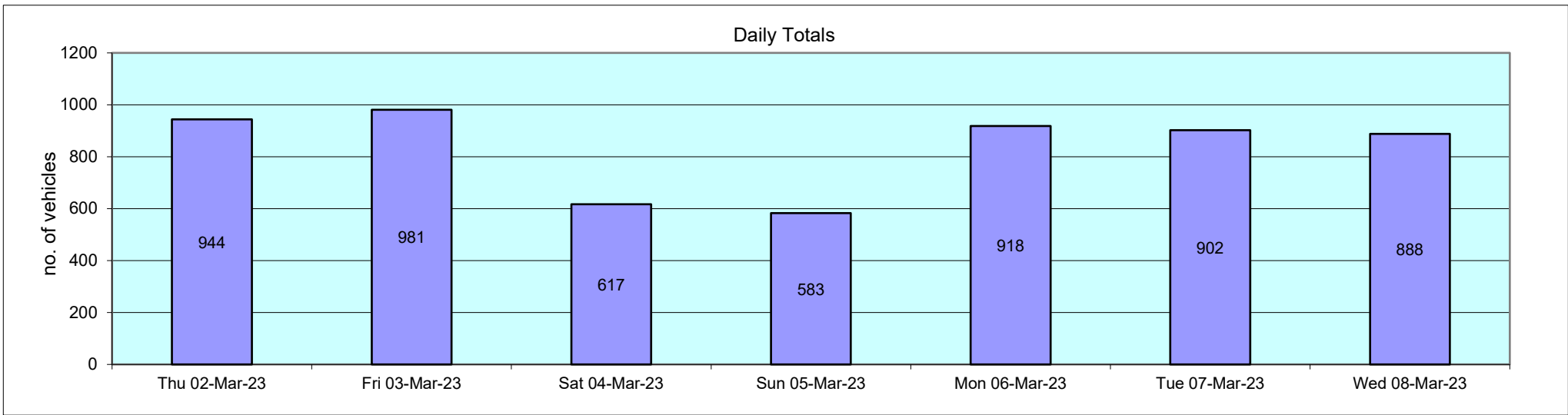
TIME PERIOD	TOTAL VEHICLES	MOTOR-CYCLES	CARS OR CAR-BASED LGV	LIGHT GOODS VEHICLES	BUSES	TWO AXLE, SIX TYRE, RIGID/BUSES	THREE AXLE RIGID	FOUR OR MORE AXLE RIGID	FOUR OR LESS AXLE ARTIC	FIVE AXLE ARTIC	SIX OR MORE AXLE ARTIC	FIVE OR LESS AXLE MULTI-TRAILER ARTIC	SIX AXLE MULTI-TRAILER ARTIC	SEVEN OR MORE AXLE ARTIC
Mon 06-Mar-23														
00:00	0	0	0	0	0	0	0	0	0	0	0	0	0	0
01:00	0	0	0	0	0	0	0	0	0	0	0	0	0	0
02:00	0	0	0	0	0	0	0	0	0	0	0	0	0	0
03:00	0	0	0	0	0	0	0	0	0	0	0	0	0	0
04:00	2	0	2	0	0	0	0	0	0	0	0	0	0	0
05:00	1	0	1	0	0	0	0	0	0	0	0	0	0	0
06:00	13	0	12	1	0	0	0	0	0	0	0	0	0	0
07:00	56	2	37	15	0	1	0	0	1	0	0	0	0	0
08:00	119	2	96	19	1	1	0	0	0	0	0	0	0	0
09:00	76	2	62	12	0	0	0	0	0	0	0	0	0	0
10:00	64	0	55	8	0	1	0	0	0	0	0	0	0	0
11:00	70	0	59	10	0	0	0	0	1	0	0	0	0	0
12:00	71	0	56	15	0	0	0	0	0	0	0	0	0	0
13:00	70	0	64	6	0	0	0	0	0	0	0	0	0	0
14:00	71	0	59	11	0	1	0	0	0	0	0	0	0	0
15:00	90	0	69	20	0	0	1	0	0	0	0	0	0	0
16:00	80	0	69	11	0	0	0	0	0	0	0	0	0	0
17:00	57	1	46	10	0	0	0	0	0	0	0	0	0	0
18:00	33	0	29	4	0	0	0	0	0	0	0	0	0	0
19:00	15	0	14	1	0	0	0	0	0	0	0	0	0	0
20:00	13	0	10	3	0	0	0	0	0	0	0	0	0	0
21:00	14	0	14	0	0	0	0	0	0	0	0	0	0	0
22:00	2	1	1	0	0	0	0	0	0	0	0	0	0	0
23:00	1	0	1	0	0	0	0	0	0	0	0	0	0	0
12H,7-19	857	7	701	141	1	4	1	0	2	0	0	0	0	0
16H,6-22	912	7	751	146	1	4	1	0	2	0	0	0	0	0
18H,6-24	915	8	753	146	1	4	1	0	2	0	0	0	0	0
24H,0-24	918	8	756	146	1	4	1	0	2	0	0	0	0	0

TIME PERIOD	TOTAL VEHICLES	MOTOR-CYCLES	CARS OR CAR-BASED LGV	LIGHT GOODS VEHICLES	BUSES	TWO AXLE, SIX TYRE, RIGID/BUSES	THREE AXLE RIGID	FOUR OR MORE AXLE RIGID	FOUR OR LESS AXLE ARTIC	FIVE AXLE ARTIC	SIX OR MORE AXLE ARTIC	FIVE OR LESS AXLE MULTI-TRAILER ARTIC	SIX AXLE MULTI-TRAILER ARTIC	SEVEN OR MORE AXLE ARTIC	
Tue 07-Mar-23															
00:00	1	0	1	0	0	0	0	0	0	0	0	0	0	0	
01:00	0	0	0	0	0	0	0	0	0	0	0	0	0	0	
02:00	0	0	0	0	0	0	0	0	0	0	0	0	0	0	
03:00	0	0	0	0	0	0	0	0	0	0	0	0	0	0	
04:00	0	0	0	0	0	0	0	0	0	0	0	0	0	0	
05:00	3	1	2	0	0	0	0	0	0	0	0	0	0	0	
06:00	11	0	9	2	0	0	0	0	0	0	0	0	0	0	
07:00	47	2	30	13	0	1	1	0	0	0	0	0	0	0	
08:00	112	2	93	14	1	2	0	0	0	0	0	0	0	0	
09:00	58	1	47	10	0	0	0	0	0	0	0	0	0	0	
10:00	76	0	67	8	0	0	1	0	0	0	0	0	0	0	
11:00	72	1	62	9	0	0	0	0	0	0	0	0	0	0	
12:00	51	0	45	6	0	0	0	0	0	0	0	0	0	0	
13:00	51	0	45	6	0	0	0	0	0	0	0	0	0	0	
14:00	87	0	75	11	0	0	1	0	0	0	0	0	0	0	
15:00	107	2	94	9	0	0	0	0	1	0	0	1	0	0	
16:00	88	2	69	16	1	0	0	0	0	0	0	0	0	0	
17:00	60	1	52	7	0	0	0	0	0	0	0	0	0	0	
18:00	31	2	25	3	0	0	0	0	1	0	0	0	0	0	
19:00	20	1	17	2	0	0	0	0	0	0	0	0	0	0	
20:00	14	0	13	1	0	0	0	0	0	0	0	0	0	0	
21:00	7	0	6	1	0	0	0	0	0	0	0	0	0	0	
22:00	5	0	5	0	0	0	0	0	0	0	0	0	0	0	
23:00	1	0	1	0	0	0	0	0	0	0	0	0	0	0	
12H,7-19	840	13	704	112	2	3	3	0	2	0	0	1	0	0	
16H,6-22	892	14	749	118	2	3	3	0	2	0	0	1	0	0	
18H,6-24	898	14	755	118	2	3	3	0	2	0	0	1	0	0	
24H,0-24	902	15	758	118	2	3	3	0	2	0	0	1	0	0	

TIME PERIOD	TOTAL VEHICLES	MOTOR-CYCLES	CARS OR CAR-BASED LGV	LIGHT GOODS VEHICLES	BUSES	TWO AXLE, SIX TYRE, RIGID/BUSES	THREE AXLE RIGID	FOUR OR MORE AXLE RIGID	FOUR OR LESS AXLE ARTIC	FIVE AXLE ARTIC	SIX OR MORE AXLE ARTIC	FIVE OR LESS AXLE MULTI-TRAILER ARTIC	SIX AXLE MULTI-TRAILER ARTIC	SEVEN OR MORE AXLE ARTIC
Wed 08-Mar-23														
00:00	1	0	1	0	0	0	0	0	0	0	0	0	0	0
01:00	0	0	0	0	0	0	0	0	0	0	0	0	0	0
02:00	2	0	2	0	0	0	0	0	0	0	0	0	0	0
03:00	0	0	0	0	0	0	0	0	0	0	0	0	0	0
04:00	1	0	1	0	0	0	0	0	0	0	0	0	0	0
05:00	1	0	0	1	0	0	0	0	0	0	0	0	0	0
06:00	16	0	12	4	0	0	0	0	0	0	0	0	0	0
07:00	44	0	28	15	0	0	1	0	0	0	0	0	0	0
08:00	111	2	100	8	1	0	0	0	0	0	0	0	0	0
09:00	67	0	53	9	1	2	2	0	0	0	0	0	0	0
10:00	45	0	33	10	1	1	0	0	0	0	0	0	0	0
11:00	52	0	45	5	0	0	2	0	0	0	0	0	0	0
12:00	54	0	50	3	0	0	1	0	0	0	0	0	0	0
13:00	36	0	32	3	0	0	1	0	0	0	0	0	0	0
14:00	73	0	60	11	0	2	0	0	0	0	0	0	0	0
15:00	112	4	95	13	0	0	0	0	0	0	0	0	0	0
16:00	106	1	86	19	0	0	0	0	0	0	0	0	0	0
17:00	70	6	51	11	0	0	0	0	0	0	2	0	0	0
18:00	38	1	34	3	0	0	0	0	0	0	0	0	0	0
19:00	23	0	20	3	0	0	0	0	0	0	0	0	0	0
20:00	16	0	13	1	2	0	0	0	0	0	0	0	0	0
21:00	14	0	14	0	0	0	0	0	0	0	0	0	0	0
22:00	3	0	3	0	0	0	0	0	0	0	0	0	0	0
23:00	3	1	1	0	0	0	0	0	0	0	0	0	1	0
12H,7-19	808	14	667	110	3	5	7	0	0	0	2	0	0	0
16H,6-22	877	14	726	118	5	5	7	0	0	0	2	0	0	0
18H,6-24	883	15	730	118	5	5	7	0	0	0	2	0	1	0
24H,0-24	888	15	734	119	5	5	7	0	0	0	2	0	1	0

12092 BIDEFORD Site No: 12092001 Location Site 1 - Unnamed Rd, Westwood Ho
 Thu 02-Mar-23 to Wed 08-Mar-23 Channel: Westbound

TIME PERIOD	TOTAL VEHICLES	MOTOR-CYCLES	CARS OR CAR-BASED LGV	LIGHT GOODS VEHICLES	BUSES	TWO AXLE, SIX TYRE, RIGID/BUSES	THREE AXLE RIGID	FOUR OR MORE AXLE RIGID	FOUR OR LESS AXLE ARTIC	FIVE AXLE ARTIC	SIX OR MORE AXLE ARTIC	FIVE OR LESS AXLE MULTI-TRAILER ARTIC	SIX AXLE MULTI-TRAILER ARTIC	SEVEN OR MORE AXLE ARTIC	
Daily Totals															
Thu 02-Mar-23	944	25	772	142	0	5	0	0	0	0	0	0	0	0	
Fri 03-Mar-23	981	9	804	164	2	0	2	0	0	0	0	0	0	0	
Sat 04-Mar-23	617	10	517	87	0	1	0	0	2	0	0	0	0	0	
Sun 05-Mar-23	583	11	500	70	0	2	0	0	0	0	0	0	0	0	
Mon 06-Mar-23	918	8	756	146	1	4	1	0	2	0	0	0	0	0	
Tue 07-Mar-23	902	15	758	118	2	3	3	0	2	0	0	1	0	0	
Wed 08-Mar-23	888	15	734	119	5	5	7	0	0	0	2	0	1	0	
Total Vehicles															
[--]	5833	93	4841	846	10	20	13	0	6	0	2	1	1	0	



12092 BIDEFORD Site No: 12092001 Location Site 1 - Unnamed Rd, Westwood Ho
 Thu 02-Mar-23 to Wed 08-Mar-23 Channel: Westbound

TIME PERIOD	TOTAL VEHICLES	MOTOR-CYCLES	MOTOR-CYCLES%	CARS	CARS %	LGV	LGV %	HGV	HGV %	BUS	BUS %
Thu 02-Mar-23											
00:00	0	0	-	0	-	0	-	0	-	0	-
01:00	0	0	-	0	-	0	-	0	-	0	-
02:00	1	0	0.0	1	100.0	0	0.0	0	0.0	0	0.0
03:00	0	0	-	0	-	0	-	0	-	0	-
04:00	0	0	-	0	-	0	-	0	-	0	-
05:00	1	0	0.0	1	100.0	0	0.0	0	0.0	0	0.0
06:00	14	1	7.1	13	92.9	0	0.0	0	0.0	0	0.0
07:00	50	2	4.0	29	58.0	19	38.0	0	0.0	0	0.0
08:00	91	2	2.2	74	81.3	14	15.4	1	1.1	0	0.0
09:00	68	2	2.9	55	80.9	11	16.2	0	0.0	0	0.0
10:00	71	2	2.8	62	87.3	6	8.5	1	1.4	0	0.0
11:00	73	3	4.1	60	82.2	9	12.3	1	1.4	0	0.0
12:00	69	1	1.5	57	82.6	11	15.9	0	0.0	0	0.0
13:00	62	1	1.6	53	85.5	8	12.9	0	0.0	0	0.0
14:00	81	0	0.0	68	84.0	11	13.6	2	2.5	0	0.0
15:00	102	3	2.9	83	81.4	16	15.7	0	0.0	0	0.0
16:00	99	2	2.0	76	76.8	21	21.2	0	0.0	0	0.0
17:00	72	4	5.6	60	83.3	8	11.1	0	0.0	0	0.0
18:00	41	1	2.4	37	90.2	3	7.3	0	0.0	0	0.0
19:00	20	0	0.0	16	80.0	4	20.0	0	0.0	0	0.0
20:00	10	0	0.0	9	90.0	1	10.0	0	0.0	0	0.0
21:00	12	0	0.0	12	100.0	0	0.0	0	0.0	0	0.0
22:00	5	0	0.0	5	100.0	0	0.0	0	0.0	0	0.0
23:00	2	1	50.0	1	50.0	0	0.0	0	0.0	0	0.0
12H,7-19	879	23	2.6	714	81.2	137	15.6	5	0.6	0	0.0
16H,6-22	935	24	2.6	764	81.7	142	15.2	5	0.5	0	0.0
18H,6-24	942	25	2.7	770	81.7	142	15.1	5	0.5	0	0.0
24H,0-24	944	25	2.7	772	81.8	142	15.0	5	0.5	0	0.0

12092 BIDEFORD Site No: 12092001 Location Site 1 - Unnamed Rd, Westwood Ho
 Thu 02-Mar-23 to Wed 08-Mar-23 Channel: Westbound

TIME PERIOD	TOTAL VEHICLES	MOTOR-CYCLES	MOTOR-CYCLES%	CARS	CARS %	LGV	LGV %	HGV	HGV %	BUS	BUS %
Fri 03-Mar-23											
00:00	1	0	0.0	1	100.0	0	0.0	0	0.0	0	0.0
01:00	2	0	0.0	2	100.0	0	0.0	0	0.0	0	0.0
02:00	0	0	-	0	-	0	-	0	-	0	-
03:00	1	0	0.0	1	100.0	0	0.0	0	0.0	0	0.0
04:00	0	0	-	0	-	0	-	0	-	0	-
05:00	1	0	0.0	1	100.0	0	0.0	0	0.0	0	0.0
06:00	13	0	0.0	11	84.6	2	15.4	0	0.0	0	0.0
07:00	38	1	2.6	22	57.9	15	39.5	0	0.0	0	0.0
08:00	97	3	3.1	79	81.4	13	13.4	1	1.0	1	1.0
09:00	61	0	0.0	48	78.7	12	19.7	1	1.6	0	0.0
10:00	74	0	0.0	67	90.5	7	9.5	0	0.0	0	0.0
11:00	66	0	0.0	54	81.8	12	18.2	0	0.0	0	0.0
12:00	86	0	0.0	66	76.7	20	23.3	0	0.0	0	0.0
13:00	68	1	1.5	53	77.9	14	20.6	0	0.0	0	0.0
14:00	89	1	1.1	72	80.9	16	18.0	0	0.0	0	0.0
15:00	140	0	0.0	120	85.7	19	13.6	0	0.0	1	0.7
16:00	93	2	2.2	71	76.3	20	21.5	0	0.0	0	0.0
17:00	63	1	1.6	55	87.3	7	11.1	0	0.0	0	0.0
18:00	31	0	0.0	28	90.3	3	9.7	0	0.0	0	0.0
19:00	25	0	0.0	24	96.0	1	4.0	0	0.0	0	0.0
20:00	16	0	0.0	14	87.5	2	12.5	0	0.0	0	0.0
21:00	8	0	0.0	8	100.0	0	0.0	0	0.0	0	0.0
22:00	4	0	0.0	4	100.0	0	0.0	0	0.0	0	0.0
23:00	4	0	0.0	3	75.0	1	25.0	0	0.0	0	0.0
12H,7-19	906	9	1.0	735	81.1	158	17.4	2	0.2	2	0.2
16H,6-22	968	9	0.9	792	81.8	163	16.8	2	0.2	2	0.2
18H,6-24	976	9	0.9	799	81.9	164	16.8	2	0.2	2	0.2
24H,0-24	981	9	0.9	804	82.0	164	16.7	2	0.2	2	0.2

12092 BIDEFORD Site No: 12092001 Location Site 1 - Unnamed Rd, Westwood Ho
 Thu 02-Mar-23 to Wed 08-Mar-23 Channel: Westbound

TIME PERIOD	TOTAL VEHICLES	MOTOR-CYCLES	MOTOR-CYCLES%	CARS	CARS %	LGV	LGV %	HGV	HGV %	BUS	BUS %
Sat 04-Mar-23											
00:00	2	0	0.0	2	100.0	0	0.0	0	0.0	0	0.0
01:00	0	0	-	0	-	0	-	0	-	0	-
02:00	1	0	0.0	1	100.0	0	0.0	0	0.0	0	0.0
03:00	0	0	-	0	-	0	-	0	-	0	-
04:00	1	0	0.0	1	100.0	0	0.0	0	0.0	0	0.0
05:00	0	0	-	0	-	0	-	0	-	0	-
06:00	10	0	0.0	10	100.0	0	0.0	0	0.0	0	0.0
07:00	10	1	10.0	6	60.0	3	30.0	0	0.0	0	0.0
08:00	19	0	0.0	14	73.7	4	21.1	1	5.3	0	0.0
09:00	44	2	4.6	35	79.6	7	15.9	0	0.0	0	0.0
10:00	71	1	1.4	63	88.7	5	7.0	2	2.8	0	0.0
11:00	55	0	0.0	47	85.5	8	14.6	0	0.0	0	0.0
12:00	74	2	2.7	59	79.7	13	17.6	0	0.0	0	0.0
13:00	80	1	1.3	64	80.0	15	18.8	0	0.0	0	0.0
14:00	53	1	1.9	45	84.9	7	13.2	0	0.0	0	0.0
15:00	52	1	1.9	44	84.6	7	13.5	0	0.0	0	0.0
16:00	47	1	2.1	40	85.1	6	12.8	0	0.0	0	0.0
17:00	44	0	0.0	40	90.9	4	9.1	0	0.0	0	0.0
18:00	15	0	0.0	13	86.7	2	13.3	0	0.0	0	0.0
19:00	18	0	0.0	18	100.0	0	0.0	0	0.0	0	0.0
20:00	10	0	0.0	6	60.0	4	40.0	0	0.0	0	0.0
21:00	7	0	0.0	6	85.7	1	14.3	0	0.0	0	0.0
22:00	4	0	0.0	3	75.0	1	25.0	0	0.0	0	0.0
23:00	0	0	-	0	-	0	-	0	-	0	-
12H,7-19	564	10	1.8	470	83.3	81	14.4	3	0.5	0	0.0
16H,6-22	609	10	1.6	510	83.7	86	14.1	3	0.5	0	0.0
18H,6-24	613	10	1.6	513	83.7	87	14.2	3	0.5	0	0.0
24H,0-24	617	10	1.6	517	83.8	87	14.1	3	0.5	0	0.0

12092 BIDEFORD Site No: 12092001 Location Site 1 - Unnamed Rd, Westwood Ho
 Thu 02-Mar-23 to Wed 08-Mar-23 Channel: Westbound

TIME PERIOD	TOTAL VEHICLES	MOTOR-CYCLES	MOTOR-CYCLES%	CARS	CARS %	LGV	LGV %	HGV	HGV %	BUS	BUS %
Sun 05-Mar-23											
00:00	2	0	0.0	1	50.0	1	50.0	0	0.0	0	0.0
01:00	1	0	0.0	0	0.0	1	100.0	0	0.0	0	0.0
02:00	0	0	-	0	-	0	-	0	-	0	-
03:00	0	0	-	0	-	0	-	0	-	0	-
04:00	1	0	0.0	1	100.0	0	0.0	0	0.0	0	0.0
05:00	2	0	0.0	1	50.0	1	50.0	0	0.0	0	0.0
06:00	9	0	0.0	7	77.8	2	22.2	0	0.0	0	0.0
07:00	8	0	0.0	7	87.5	1	12.5	0	0.0	0	0.0
08:00	12	0	0.0	6	50.0	5	41.7	1	8.3	0	0.0
09:00	30	3	10.0	23	76.7	4	13.3	0	0.0	0	0.0
10:00	73	1	1.4	65	89.0	7	9.6	0	0.0	0	0.0
11:00	65	1	1.5	60	92.3	4	6.2	0	0.0	0	0.0
12:00	71	2	2.8	63	88.7	6	8.5	0	0.0	0	0.0
13:00	68	0	0.0	61	89.7	7	10.3	0	0.0	0	0.0
14:00	57	0	0.0	47	82.5	9	15.8	1	1.8	0	0.0
15:00	58	2	3.5	49	84.5	7	12.1	0	0.0	0	0.0
16:00	41	1	2.4	30	73.2	10	24.4	0	0.0	0	0.0
17:00	34	1	2.9	30	88.2	3	8.8	0	0.0	0	0.0
18:00	22	0	0.0	21	95.5	1	4.6	0	0.0	0	0.0
19:00	12	0	0.0	11	91.7	1	8.3	0	0.0	0	0.0
20:00	8	0	0.0	8	100.0	0	0.0	0	0.0	0	0.0
21:00	5	0	0.0	5	100.0	0	0.0	0	0.0	0	0.0
22:00	3	0	0.0	3	100.0	0	0.0	0	0.0	0	0.0
23:00	1	0	0.0	1	100.0	0	0.0	0	0.0	0	0.0
12H,7-19	539	11	2.0	462	85.7	64	11.9	2	0.4	0	0.0
16H,6-22	573	11	1.9	493	86.0	67	11.7	2	0.4	0	0.0
18H,6-24	577	11	1.9	497	86.1	67	11.6	2	0.4	0	0.0
24H,0-24	583	11	1.9	500	85.8	70	12.0	2	0.3	0	0.0

12092 BIDEFORD Site No: 12092001 Location Site 1 - Unnamed Rd, Westwood Ho
 Thu 02-Mar-23 to Wed 08-Mar-23 Channel: Westbound

TIME PERIOD	TOTAL VEHICLES	MOTOR-CYCLES	MOTOR-CYCLES%	CARS	CARS %	LGV	LGV %	HGV	HGV %	BUS	BUS %
Mon 06-Mar-23											
00:00	0	0	-	0	-	0	-	0	-	0	-
01:00	0	0	-	0	-	0	-	0	-	0	-
02:00	0	0	-	0	-	0	-	0	-	0	-
03:00	0	0	-	0	-	0	-	0	-	0	-
04:00	2	0	0.0	2	100.0	0	0.0	0	0.0	0	0.0
05:00	1	0	0.0	1	100.0	0	0.0	0	0.0	0	0.0
06:00	13	0	0.0	12	92.3	1	7.7	0	0.0	0	0.0
07:00	56	2	3.6	37	66.1	15	26.8	2	3.6	0	0.0
08:00	119	2	1.7	96	80.7	19	16.0	1	0.8	1	0.8
09:00	76	2	2.6	62	81.6	12	15.8	0	0.0	0	0.0
10:00	64	0	0.0	55	85.9	8	12.5	1	1.6	0	0.0
11:00	70	0	0.0	59	84.3	10	14.3	1	1.4	0	0.0
12:00	71	0	0.0	56	78.9	15	21.1	0	0.0	0	0.0
13:00	70	0	0.0	64	91.4	6	8.6	0	0.0	0	0.0
14:00	71	0	0.0	59	83.1	11	15.5	1	1.4	0	0.0
15:00	90	0	0.0	69	76.7	20	22.2	1	1.1	0	0.0
16:00	80	0	0.0	69	86.3	11	13.8	0	0.0	0	0.0
17:00	57	1	1.8	46	80.7	10	17.5	0	0.0	0	0.0
18:00	33	0	0.0	29	87.9	4	12.1	0	0.0	0	0.0
19:00	15	0	0.0	14	93.3	1	6.7	0	0.0	0	0.0
20:00	13	0	0.0	10	76.9	3	23.1	0	0.0	0	0.0
21:00	14	0	0.0	14	100.0	0	0.0	0	0.0	0	0.0
22:00	2	1	50.0	1	50.0	0	0.0	0	0.0	0	0.0
23:00	1	0	0.0	1	100.0	0	0.0	0	0.0	0	0.0
12H,7-19	857	7	0.8	701	81.8	141	16.5	7	0.8	1	0.1
16H,6-22	912	7	0.8	751	82.4	146	16.0	7	0.8	1	0.1
18H,6-24	915	8	0.9	753	82.3	146	16.0	7	0.8	1	0.1
24H,0-24	918	8	0.9	756	82.4	146	15.9	7	0.8	1	0.1

12092 BIDEFORD Site No: 12092001 Location Site 1 - Unnamed Rd, Westwood Ho
 Thu 02-Mar-23 to Wed 08-Mar-23 Channel: Westbound

TIME PERIOD	TOTAL VEHICLES	MOTOR-CYCLES	MOTOR-CYCLES%	CARS	CARS %	LGV	LGV %	HGV	HGV %	BUS	BUS %
Tue 07-Mar-23											
00:00	1	0	0.0	1	100.0	0	0.0	0	0.0	0	0.0
01:00	0	0	-	0	-	0	-	0	-	0	-
02:00	0	0	-	0	-	0	-	0	-	0	-
03:00	0	0	-	0	-	0	-	0	-	0	-
04:00	0	0	-	0	-	0	-	0	-	0	-
05:00	3	1	33.3	2	66.7	0	0.0	0	0.0	0	0.0
06:00	11	0	0.0	9	81.8	2	18.2	0	0.0	0	0.0
07:00	47	2	4.3	30	63.8	13	27.7	2	4.3	0	0.0
08:00	112	2	1.8	93	83.0	14	12.5	2	1.8	1	0.9
09:00	58	1	1.7	47	81.0	10	17.2	0	0.0	0	0.0
10:00	76	0	0.0	67	88.2	8	10.5	1	1.3	0	0.0
11:00	72	1	1.4	62	86.1	9	12.5	0	0.0	0	0.0
12:00	51	0	0.0	45	88.2	6	11.8	0	0.0	0	0.0
13:00	51	0	0.0	45	88.2	6	11.8	0	0.0	0	0.0
14:00	87	0	0.0	75	86.2	11	12.6	1	1.2	0	0.0
15:00	107	2	1.9	94	87.9	9	8.4	2	1.9	0	0.0
16:00	88	2	2.3	69	78.4	16	18.2	0	0.0	1	1.1
17:00	60	1	1.7	52	86.7	7	11.7	0	0.0	0	0.0
18:00	31	2	6.5	25	80.7	3	9.7	1	3.2	0	0.0
19:00	20	1	5.0	17	85.0	2	10.0	0	0.0	0	0.0
20:00	14	0	0.0	13	92.9	1	7.1	0	0.0	0	0.0
21:00	7	0	0.0	6	85.7	1	14.3	0	0.0	0	0.0
22:00	5	0	0.0	5	100.0	0	0.0	0	0.0	0	0.0
23:00	1	0	0.0	1	100.0	0	0.0	0	0.0	0	0.0
12H,7-19	840	13	1.6	704	83.8	112	13.3	9	1.1	2	0.2
16H,6-22	892	14	1.6	749	84.0	118	13.2	9	1.0	2	0.2
18H,6-24	898	14	1.6	755	84.1	118	13.1	9	1.0	2	0.2
24H,0-24	902	15	1.7	758	84.0	118	13.1	9	1.0	2	0.2

12092 BIDEFORD Site No: 12092001 Location Site 1 - Unnamed Rd, Westwood Ho
 Thu 02-Mar-23 to Wed 08-Mar-23 Channel: Westbound

TIME PERIOD	TOTAL VEHICLES	MOTOR-CYCLES	MOTOR-CYCLES%	CARS	CARS %	LGV	LGV %	HGV	HGV %	BUS	BUS %
Wed 08-Mar-23											
00:00	1	0	0.0	1	100.0	0	0.0	0	0.0	0	0.0
01:00	0	0	-	0	-	0	-	0	-	0	-
02:00	2	0	0.0	2	100.0	0	0.0	0	0.0	0	0.0
03:00	0	0	-	0	-	0	-	0	-	0	-
04:00	1	0	0.0	1	100.0	0	0.0	0	0.0	0	0.0
05:00	1	0	0.0	0	0.0	1	100.0	0	0.0	0	0.0
06:00	16	0	0.0	12	75.0	4	25.0	0	0.0	0	0.0
07:00	44	0	0.0	28	63.6	15	34.1	1	2.3	0	0.0
08:00	111	2	1.8	100	90.1	8	7.2	0	0.0	1	0.9
09:00	67	0	0.0	53	79.1	9	13.4	4	6.0	1	1.5
10:00	45	0	0.0	33	73.3	10	22.2	1	2.2	1	2.2
11:00	52	0	0.0	45	86.5	5	9.6	2	3.9	0	0.0
12:00	54	0	0.0	50	92.6	3	5.6	1	1.9	0	0.0
13:00	36	0	0.0	32	88.9	3	8.3	1	2.8	0	0.0
14:00	73	0	0.0	60	82.2	11	15.1	2	2.7	0	0.0
15:00	112	4	3.6	95	84.8	13	11.6	0	0.0	0	0.0
16:00	106	1	0.9	86	81.1	19	17.9	0	0.0	0	0.0
17:00	70	6	8.6	51	72.9	11	15.7	2	2.9	0	0.0
18:00	38	1	2.6	34	89.5	3	7.9	0	0.0	0	0.0
19:00	23	0	0.0	20	87.0	3	13.0	0	0.0	0	0.0
20:00	16	0	0.0	13	81.3	1	6.3	0	0.0	2	12.5
21:00	14	0	0.0	14	100.0	0	0.0	0	0.0	0	0.0
22:00	3	0	0.0	3	100.0	0	0.0	0	0.0	0	0.0
23:00	3	1	33.3	1	33.3	0	0.0	1	33.3	0	0.0
12H,7-19	808	14	1.7	667	82.6	110	13.6	14	1.7	3	0.4
16H,6-22	877	14	1.6	726	82.8	118	13.5	14	1.6	5	0.6
18H,6-24	883	15	1.7	730	82.7	118	13.4	15	1.7	5	0.6
24H,0-24	888	15	1.7	734	82.7	119	13.4	15	1.7	5	0.6

12092		BIDEFORD		Site No: 12092001		Location		Site 1 - Unnamed Rd, Westwood Ho			
Thu 02-Mar-23 to Wed 08-Mar-23				Channel: Westbound							
TIME PERIOD	TOTAL VEHICLES	MOTOR-CYCLES	MOTOR-CYCLES%	CARS	CARS %	LGV	LGV %	HGV	HGV %	BUS	BUS %
Daily Totals											
Thu 02-Mar-23	944	25	2.7	772	81.8	142	15.0	5	0.5	0	0.0
Fri 03-Mar-23	981	9	0.9	804	82.0	164	16.7	2	0.2	2	0.2
Sat 04-Mar-23	617	10	1.6	517	83.8	87	14.1	3	0.5	0	0.0
Sun 05-Mar-23	583	11	1.9	500	85.8	70	12.0	2	0.3	0	0.0
Mon 06-Mar-23	918	8	0.9	756	82.4	146	15.9	7	0.8	1	0.1
Tue 07-Mar-23	902	15	1.7	758	84.0	118	13.1	9	1.0	2	0.2
Wed 08-Mar-23	888	15	1.7	734	82.7	119	13.4	15	1.7	5	0.6
Total Vehicles											
[--]	5833	93	1.6	4841	83.2	846	14.3	43	0.7	10	0.2

12092 BIDEFORD Site No: 12092001 Location Site 1 - Unnamed Rd, Westwood Ho
 Thu 02-Mar-23 to Wed 08-Mar-23 Channel: Westbound

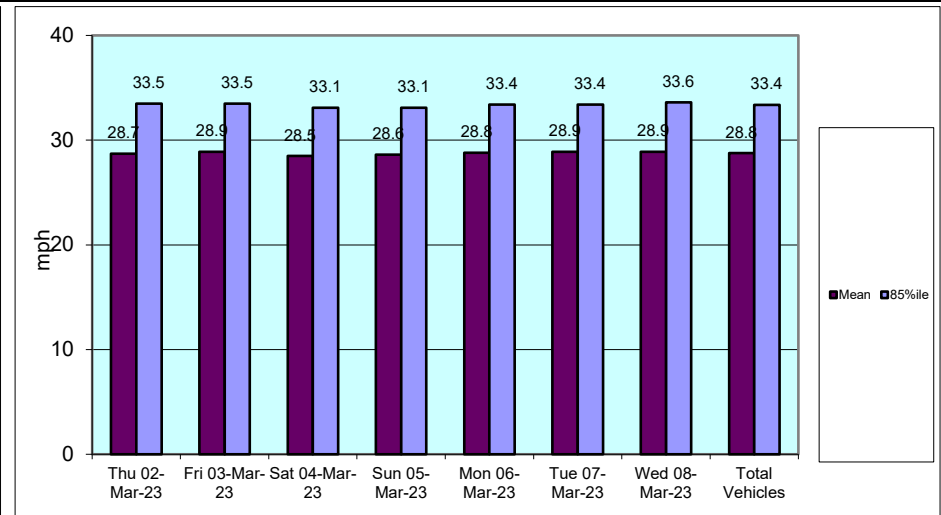
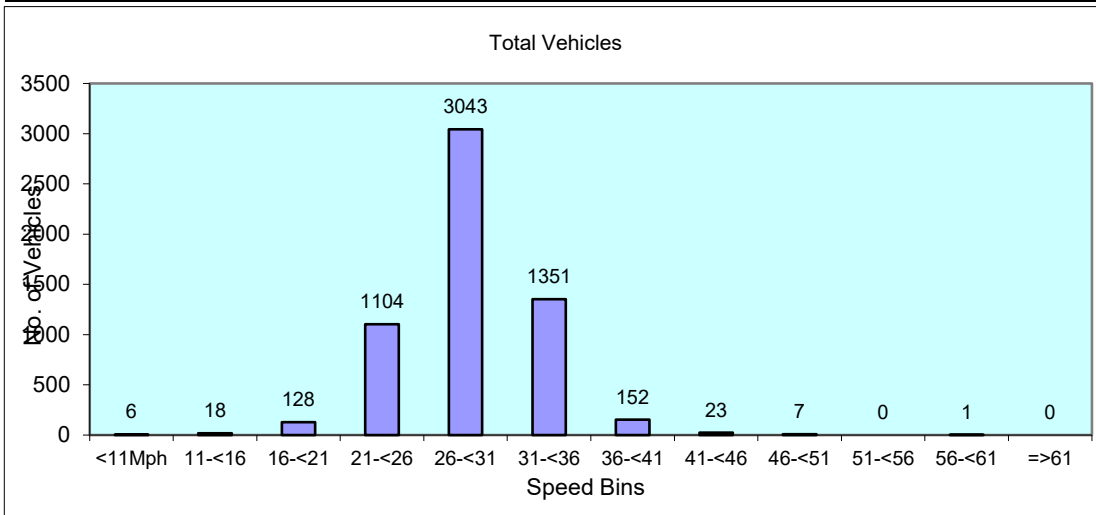
Time Period	Total Vehicles	85%ile Speed	Mean Speed	Stand Dev.	<11Mph	11-<16	16-<21	21-<26	26-<31	31-<36	36-<41	41-<46	46-<51	51-<56	56-<61	=>61
-------------	----------------	--------------	------------	------------	--------	--------	--------	--------	--------	--------	--------	--------	--------	--------	--------	------

Daily Totals

Thu 02-Mar-23	944	33.5	28.7	4.7	2	1	35	173	477	225	28	1	1	0	1	0
Fri 03-Mar-23	981	33.5	28.9	4.4	0	0	19	182	516	231	23	9	1	0	0	0
Sat 04-Mar-23	617	33.1	28.5	4.7	1	2	18	134	320	116	20	5	1	0	0	0
Sun 05-Mar-23	583	33.1	28.6	4.4	0	3	9	125	306	122	15	3	0	0	0	0
Mon 06-Mar-23	918	33.4	28.8	4.5	3	8	13	162	493	210	26	3	0	0	0	0
Tue 07-Mar-23	902	33.4	28.9	4.3	0	3	12	162	481	223	16	2	3	0	0	0
Wed 08-Mar-23	888	33.6	28.9	4.3	0	1	22	166	450	224	24	0	1	0	0	0

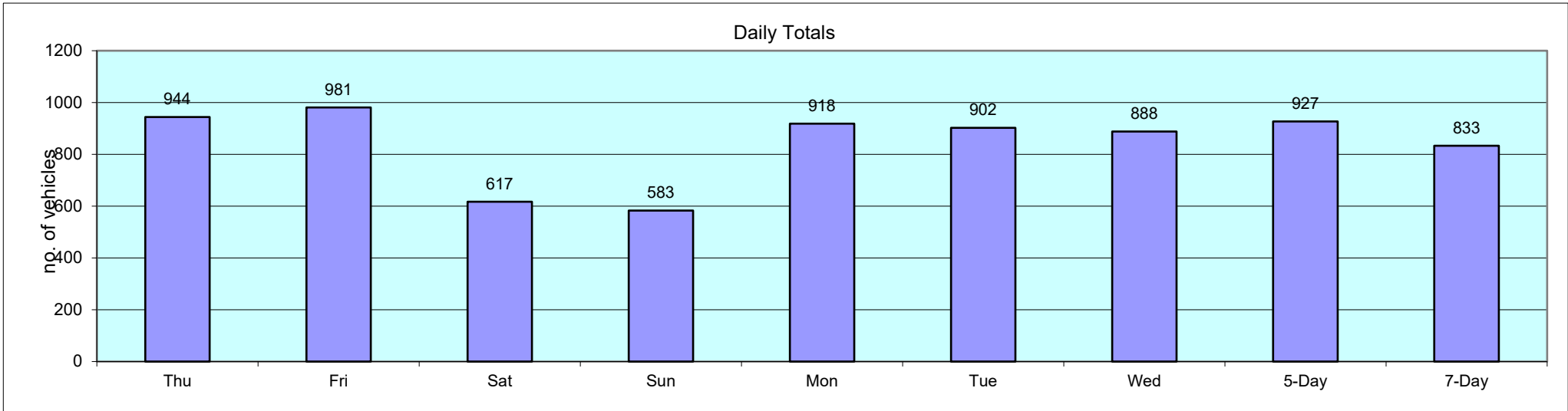
Total Vehicles

[--]	5833	33.4	28.8	4.5	6	18	128	1104	3043	1351	152	23	7	0	1	0
------	------	------	------	-----	---	----	-----	------	------	------	-----	----	---	---	---	---



12092	BIDEFORD		Site No: 12092001		Location		Site 1 - Unnamed Rd, Westwood Ho			
	Channel: Westbound									
TIME PERIOD	Thu 02/03/23	Fri 03/03/23	Sat 04/03/23	Sun 05/03/23	Mon 06/03/23	Tue 07/03/23	Wed 08/03/23	5-Day Av	7-Day Av	
Week Begin: 02-Mar-23										
00:00	0	1	2	2	0	1	1	1	1	
01:00	0	2	0	1	0	0	0	0	0	
02:00	1	0	1	0	0	0	2	1	1	
03:00	0	1	0	0	0	0	0	0	0	
04:00	0	0	1	1	2	0	1	1	1	
05:00	1	1	0	2	1	3	1	1	1	
06:00	14	13	10	9	13	11	16	13	12	
07:00	50	38	10	8	56	47	44	47	36	
08:00	91	97	19	12	119	112	111	106	80	
09:00	68	61	44	30	76	58	67	66	58	
10:00	71	74	71	73	64	76	45	66	68	
11:00	73	66	55	65	70	72	52	67	65	
12:00	69	86	74	71	71	51	54	66	68	
13:00	62	68	80	68	70	51	36	57	62	
14:00	81	89	53	57	71	87	73	80	73	
15:00	102	140	52	58	90	107	112	110	94	
16:00	99	93	47	41	80	88	106	93	79	
17:00	72	63	44	34	57	60	70	64	57	
18:00	41	31	15	22	33	31	38	35	30	
19:00	20	25	18	12	15	20	23	21	19	
20:00	10	16	10	8	13	14	16	14	12	
21:00	12	8	7	5	14	7	14	11	10	
22:00	5	4	4	3	2	5	3	4	4	
23:00	2	4	0	1	1	1	3	2	2	
12H,7-19	879	906	564	539	857	840	808	858	770	
16H,6-22	935	968	609	573	912	892	877	917	824	
18H,6-24	942	976	613	577	915	898	883	923	829	
24H,0-24	944	981	617	583	918	902	888	927	833	
Am	08:00	08:00	10:00	10:00	08:00	10:00	08:00	08:00		
Peak	91	97	71	73	119	112	111			
Pm	15:00	15:00	13:00	12:00	15:00	15:00	15:00			
Peak	102	140	80	71	90	107	112			

12092	BIDEFORD		Site No: 12092001		Location		Site 1 - Unnamed Rd, Westwood Ho		
	Channel: Westbound								
TIME PERIOD	Thu	Fri	Sat	Sun	Mon	Tue	Wed	5-Day	7-Day
	02/03/23	03/03/23	04/03/23	05/03/23	06/03/23	07/03/23	08/03/23	Av	Av



Classification Schemes

Scheme F Classification Scheme (Non-metric)

Scheme F is an attempt to implement the FHWA's visual classification scheme as an axle-based classification scheme. This is one of several interpretations.

Class	Vehicle Type	No. of Axles	Axle spacing in feet				
			Axle 1 to 2	Axle 2 to 3	Axle 3 to 4	Axle 4 to 5	Axle 5 to 6
1	motorcycle	2	<6.0				
2	passenger car	2	6.0 - 10.0				
	car + 1 axle trailer	3	<10.0	10.0 - 18.0			
	car + 2 axle trailer	4	<10.0		<3.5		
3	pickup	2	10.0 - 15.0				
	pickup + 1 axle trailer	3	10.0 - 15.0	10.0 - 18.0			
	pickup + 2 axle trailer	4	10.0 - 15.0		<3.5		
	pickup + 3 axle trailer	5	9.9 - 15.0			<3.5	
4	Traditional bus/coach	2	>20.0				
	Traditional bus/coach	3	>19.0				
5	single unit truck/bus - dual rear axle	2	14.9 - 20.0			<3.5	
6	3 axle truck	3		<18.0			
7	4 axle truck	4					
8	2S1	3		>18.0			
	2S2	4		>5.0	>3.5		
	3S1	4		<5.0	>10.0		
9	3S2	5		<6.1		3.5 - 8.0	
	5 axle combination	5					
10	6 axle combination	6			3.5 - 5.0		
	3S3	6					
11	2S1-2	5		>6.0			
12	3S1-2	6					>10.0
13	truck	7 or more					

12092 BIDEFORD										
MARCH 2023										
Site	Location	Direction	Start Date	End Date	Posted Speed Limit (PSL)	Total Vehicles	5 Day Ave.	7 Day Ave.	Average 85%ile Speed	Average Mean Speed
Site No: 12092002	Site 2 - Unnamed Rd, Bideford S of Clovelly Rd 51.00759, -4.25082	Channel: Northbound	Thu 02-Mar-23	Wed 08-Mar-23	NSL	6650	997	950	37.8	30.3
		Channel: Southbound	Thu 02-Mar-23	Wed 08-Mar-23		5917	899	845	36.9	29.4

12092		BIDEFORD				Site No: 12092002		Location Site 2 - Unnamed Rd, Bideford							
Thu 02-Mar-23 to Wed 08-Mar-23						Channel: Northbound									
TIME PERIOD	TOTAL VEHICLES	MOTOR-CYCLES	CARS OR CAR-BASED LGV	LIGHT GOODS VEHICLES	BUSES	TWO AXLE, SIX TYRE, RIGID/BUSES	THREE AXLE RIGID	FOUR OR MORE AXLE RIGID	FOUR OR LESS AXLE ARTIC	FIVE AXLE ARTIC	SIX OR MORE AXLE ARTIC	FIVE OR LESS AXLE MULTI-TRAILER ARTIC	SIX AXLE MULTI-TRAILER ARTIC	SEVEN OR MORE AXLE ARTIC	
Thu 02-Mar-23															
00:00	0	0	0	0	0	0	0	0	0	0	0	0	0	0	0
01:00	0	0	0	0	0	0	0	0	0	0	0	0	0	0	0
02:00	0	0	0	0	0	0	0	0	0	0	0	0	0	0	0
03:00	1	0	1	0	0	0	0	0	0	0	0	0	0	0	0
04:00	3	0	3	0	0	0	0	0	0	0	0	0	0	0	0
05:00	12	0	11	0	0	1	0	0	0	0	0	0	0	0	0
06:00	20	0	18	1	0	0	0	0	1	0	0	0	0	0	0
07:00	66	0	60	1	0	0	5	0	0	0	0	0	0	0	0
08:00	104	0	93	5	0	0	4	1	0	0	1	0	0	0	0
09:00	84	1	72	2	0	0	7	0	0	0	0	2	0	0	0
10:00	82	0	64	7	0	2	7	0	0	1	1	0	0	0	0
11:00	67	1	56	7	0	0	2	1	0	0	0	0	0	0	0
12:00	55	0	47	7	0	0	1	0	0	0	0	0	0	0	0
13:00	54	0	47	6	0	0	0	1	0	0	0	0	0	0	0
14:00	57	0	49	5	0	0	1	2	0	0	0	0	0	0	0
15:00	46	1	39	2	0	0	3	0	1	0	0	0	0	0	0
16:00	94	1	80	4	0	0	8	0	0	0	0	1	0	0	0
17:00	81	1	72	3	0	0	5	0	0	0	0	0	0	0	0
18:00	63	0	57	0	0	0	6	0	0	0	0	0	0	0	0
19:00	37	0	33	0	0	0	4	0	0	0	0	0	0	0	0
20:00	28	0	28	0	0	0	0	0	0	0	0	0	0	0	0
21:00	16	0	16	0	0	0	0	0	0	0	0	0	0	0	0
22:00	4	0	2	1	0	0	1	0	0	0	0	0	0	0	0
23:00	2	0	1	0	0	0	0	0	1	0	0	0	0	0	0
12H,7-19	853	5	736	49	0	2	49	5	1	1	2	3	0	0	0
16H,6-22	954	5	831	50	0	2	53	5	2	1	2	3	0	0	0
18H,6-24	960	5	834	51	0	2	54	5	3	1	2	3	0	0	0
24H,0-24	976	5	849	51	0	3	54	5	3	1	2	3	0	0	0

TIME PERIOD	TOTAL VEHICLES	MOTOR-CYCLES	CARS OR CAR-BASED LGV	LIGHT GOODS VEHICLES	BUSES	TWO AXLE, SIX TYRE, RIGID/BUSES	THREE AXLE RIGID	FOUR OR MORE AXLE RIGID	FOUR OR LESS AXLE ARTIC	FIVE AXLE ARTIC	SIX OR MORE AXLE ARTIC	FIVE OR LESS AXLE MULTI-TRAILER ARTIC	SIX AXLE MULTI-TRAILER ARTIC	SEVEN OR MORE AXLE ARTIC
Fri 03-Mar-23														
00:00	1	0	1	0	0	0	0	0	0	0	0	0	0	0
01:00	0	0	0	0	0	0	0	0	0	0	0	0	0	0
02:00	1	0	1	0	0	0	0	0	0	0	0	0	0	0
03:00	0	0	0	0	0	0	0	0	0	0	0	0	0	0
04:00	1	0	1	0	0	0	0	0	0	0	0	0	0	0
05:00	7	0	5	0	0	0	2	0	0	0	0	0	0	0
06:00	14	0	11	3	0	0	0	0	0	0	0	0	0	0
07:00	46	0	37	4	0	0	5	0	0	0	0	0	0	0
08:00	119	0	102	7	0	0	10	0	0	0	0	0	0	0
09:00	102	0	91	2	0	0	9	0	0	0	0	0	0	0
10:00	111	0	93	2	0	0	15	0	0	1	0	0	0	0
11:00	62	0	52	0	0	0	9	0	0	0	0	1	0	0
12:00	65	1	54	1	0	0	9	0	0	0	0	0	0	0
13:00	52	0	40	0	0	0	11	0	1	0	0	0	0	0
14:00	55	0	42	1	0	0	12	0	0	0	0	0	0	0
15:00	93	0	78	1	0	0	14	0	0	0	0	0	0	0
16:00	93	0	83	2	0	0	6	0	0	1	0	1	0	0
17:00	74	1	66	1	0	0	5	0	1	0	0	0	0	0
18:00	55	0	51	1	0	0	3	0	0	0	0	0	0	0
19:00	37	0	34	1	0	0	1	0	1	0	0	0	0	0
20:00	26	0	23	0	0	0	2	0	0	0	0	1	0	0
21:00	15	0	13	0	0	0	2	0	0	0	0	0	0	0
22:00	3	0	2	1	0	0	0	0	0	0	0	0	0	0
23:00	1	0	1	0	0	0	0	0	0	0	0	0	0	0
12H,7-19	927	2	789	22	0	0	108	0	2	2	0	2	0	0
16H,6-22	1019	2	870	26	0	0	113	0	3	2	0	3	0	0
18H,6-24	1023	2	873	27	0	0	113	0	3	2	0	3	0	0
24H,0-24	1033	2	881	27	0	0	115	0	3	2	0	3	0	0

TIME PERIOD	TOTAL VEHICLES	MOTOR-CYCLES	CARS OR CAR-BASED LGV	LIGHT GOODS VEHICLES	BUSES	TWO AXLE, SIX TYRE, RIGID/BUSES	THREE AXLE RIGID	FOUR OR MORE AXLE RIGID	FOUR OR LESS AXLE ARTIC	FIVE AXLE ARTIC	SIX OR MORE AXLE ARTIC	FIVE OR LESS AXLE MULTI-TRAILER ARTIC	SIX AXLE MULTI-TRAILER ARTIC	SEVEN OR MORE AXLE ARTIC
Sat 04-Mar-23														
00:00	0	0	0	0	0	0	0	0	0	0	0	0	0	0
01:00	0	0	0	0	0	0	0	0	0	0	0	0	0	0
02:00	1	0	1	0	0	0	0	0	0	0	0	0	0	0
03:00	1	0	1	0	0	0	0	0	0	0	0	0	0	0
04:00	0	0	0	0	0	0	0	0	0	0	0	0	0	0
05:00	9	0	9	0	0	0	0	0	0	0	0	0	0	0
06:00	4	0	4	0	0	0	0	0	0	0	0	0	0	0
07:00	33	0	30	1	0	0	0	0	1	0	1	0	0	0
08:00	55	0	52	1	0	0	2	0	0	0	0	0	0	0
09:00	99	0	86	5	0	0	7	0	0	0	1	0	0	0
10:00	111	1	97	0	0	0	13	0	0	0	0	0	0	0
11:00	104	0	94	4	0	0	6	0	0	0	0	0	0	0
12:00	76	0	59	2	0	0	15	0	0	0	0	0	0	0
13:00	60	1	42	0	0	0	17	0	0	0	0	0	0	0
14:00	72	0	65	1	0	0	5	0	0	0	0	1	0	0
15:00	44	0	40	0	0	0	4	0	0	0	0	0	0	0
16:00	65	1	61	0	0	0	2	0	0	0	1	0	0	0
17:00	51	1	47	0	0	0	3	0	0	0	0	0	0	0
18:00	49	3	46	0	0	0	0	0	0	0	0	0	0	0
19:00	28	0	24	0	0	0	3	0	0	0	1	0	0	0
20:00	22	0	21	0	0	0	1	0	0	0	0	0	0	0
21:00	19	0	18	0	0	0	1	0	0	0	0	0	0	0
22:00	8	0	7	0	0	0	1	0	0	0	0	0	0	0
23:00	5	0	4	0	0	0	1	0	0	0	0	0	0	0
12H,7-19	819	7	719	14	0	0	74	0	1	0	3	1	0	0
16H,6-22	892	7	786	14	0	0	79	0	1	0	4	1	0	0
18H,6-24	905	7	797	14	0	0	81	0	1	0	4	1	0	0
24H,0-24	916	7	808	14	0	0	81	0	1	0	4	1	0	0

12092		BIDEFORD				Site No: 12092002		Location Site 2 - Unnamed Rd, Bideford							
Thu 02-Mar-23 to Wed 08-Mar-23						Channel: Northbound									
TIME PERIOD	TOTAL VEHICLES	MOTOR-CYCLES	CARS OR CAR-BASED LGV	LIGHT GOODS VEHICLES	BUSES	TWO AXLE, SIX TYRE, RIGID/BUSES	THREE AXLE RIGID	FOUR OR MORE AXLE RIGID	FOUR OR LESS AXLE ARTIC	FIVE AXLE ARTIC	SIX OR MORE AXLE ARTIC	FIVE OR LESS AXLE MULTI-TRAILER ARTIC	SIX AXLE MULTI-TRAILER ARTIC	SEVEN OR MORE AXLE ARTIC	
Sun 05-Mar-23															
00:00	2	0	2	0	0	0	0	0	0	0	0	0	0	0	0
01:00	0	0	0	0	0	0	0	0	0	0	0	0	0	0	0
02:00	2	0	2	0	0	0	0	0	0	0	0	0	0	0	0
03:00	1	0	1	0	0	0	0	0	0	0	0	0	0	0	0
04:00	3	0	2	0	0	0	0	0	1	0	0	0	0	0	0
05:00	3	0	2	1	0	0	0	0	0	0	0	0	0	0	0
06:00	3	0	2	0	0	0	1	0	0	0	0	0	0	0	0
07:00	10	0	8	0	0	0	0	0	0	1	1	0	0	0	0
08:00	39	0	33	0	0	0	6	0	0	0	0	0	0	0	0
09:00	69	0	56	4	0	0	7	0	2	0	0	0	0	0	0
10:00	92	1	83	1	0	0	7	0	0	0	0	0	0	0	0
11:00	123	0	114	0	0	0	9	0	0	0	0	0	0	0	0
12:00	97	1	88	0	0	0	7	0	0	0	0	1	0	0	0
13:00	76	0	71	1	0	0	4	0	0	0	0	0	0	0	0
14:00	68	0	60	0	0	0	6	0	1	0	1	0	0	0	0
15:00	59	1	51	0	0	0	7	0	0	0	0	0	0	0	0
16:00	24	0	18	1	0	0	4	0	0	0	1	0	0	0	0
17:00	23	1	20	0	0	0	2	0	0	0	0	0	0	0	0
18:00	23	0	22	0	0	0	1	0	0	0	0	0	0	0	0
19:00	12	0	12	0	0	0	0	0	0	0	0	0	0	0	0
20:00	10	0	9	0	0	0	1	0	0	0	0	0	0	0	0
21:00	8	0	8	0	0	0	0	0	0	0	0	0	0	0	0
22:00	2	0	2	0	0	0	0	0	0	0	0	0	0	0	0
23:00	2	0	2	0	0	0	0	0	0	0	0	0	0	0	0
12H,7-19	703	4	624	7	0	0	60	0	3	1	3	1	0	0	0
16H,6-22	736	4	655	7	0	0	62	0	3	1	3	1	0	0	0
18H,6-24	740	4	659	7	0	0	62	0	3	1	3	1	0	0	0
24H,0-24	751	4	668	8	0	0	62	0	4	1	3	1	0	0	0

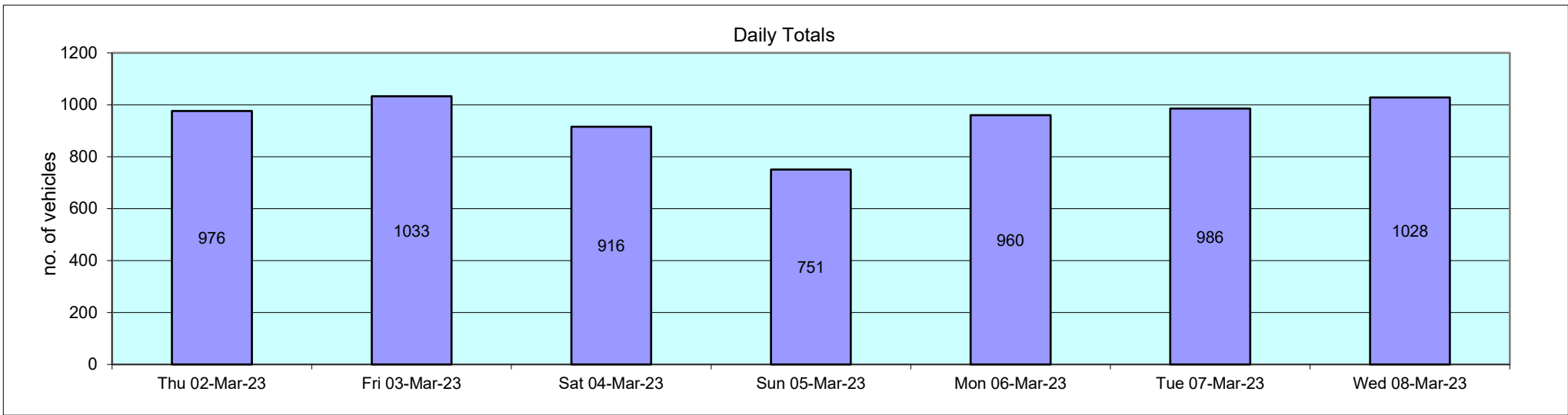
12092		BIDEFORD				Site No: 12092002		Location Site 2 - Unnamed Rd, Bideford							
Thu 02-Mar-23 to Wed 08-Mar-23						Channel: Northbound									
TIME PERIOD	TOTAL VEHICLES	MOTOR-CYCLES	CARS OR CAR-BASED LGV	LIGHT GOODS VEHICLES	BUSES	TWO AXLE, SIX TYRE, RIGID/BUSES	THREE AXLE RIGID	FOUR OR MORE AXLE RIGID	FOUR OR LESS AXLE ARTIC	FIVE AXLE ARTIC	SIX OR MORE AXLE ARTIC	FIVE OR LESS AXLE MULTI-TRAILER ARTIC	SIX AXLE MULTI-TRAILER ARTIC	SEVEN OR MORE AXLE ARTIC	
Mon 06-Mar-23															
00:00	0	0	0	0	0	0	0	0	0	0	0	0	0	0	0
01:00	0	0	0	0	0	0	0	0	0	0	0	0	0	0	0
02:00	0	0	0	0	0	0	0	0	0	0	0	0	0	0	0
03:00	0	0	0	0	0	0	0	0	0	0	0	0	0	0	0
04:00	0	0	0	0	0	0	0	0	0	0	0	0	0	0	0
05:00	3	0	2	1	0	0	0	0	0	0	0	0	0	0	0
06:00	17	1	13	2	0	0	0	0	0	0	1	0	0	0	0
07:00	62	0	54	2	0	0	6	0	0	0	0	0	0	0	0
08:00	127	1	107	5	0	0	14	0	0	0	0	0	0	0	0
09:00	84	0	71	3	0	0	10	0	0	0	0	0	0	0	0
10:00	76	0	63	2	0	0	11	0	0	0	0	0	0	0	0
11:00	73	1	58	2	0	0	12	0	0	0	0	0	0	0	0
12:00	55	0	48	1	0	1	5	0	0	0	0	0	0	0	0
13:00	67	1	53	1	0	0	12	0	0	0	0	0	0	0	0
14:00	52	0	44	2	0	0	6	0	0	0	0	0	0	0	0
15:00	77	0	63	5	0	0	7	0	0	1	1	0	0	0	0
16:00	76	0	59	5	0	0	11	0	0	0	0	1	0	0	0
17:00	59	0	49	2	0	0	8	0	0	0	0	0	0	0	0
18:00	57	0	53	0	0	0	3	0	0	0	0	1	0	0	0
19:00	41	0	35	0	0	0	6	0	0	0	0	0	0	0	0
20:00	18	0	13	0	0	0	5	0	0	0	0	0	0	0	0
21:00	5	0	3	0	0	0	1	0	1	0	0	0	0	0	0
22:00	8	0	8	0	0	0	0	0	0	0	0	0	0	0	0
23:00	3	0	3	0	0	0	0	0	0	0	0	0	0	0	0
12H,7-19	865	3	722	30	0	1	105	0	0	1	1	2	0	0	0
16H,6-22	946	4	786	32	0	1	117	0	1	1	2	2	0	0	0
18H,6-24	957	4	797	32	0	1	117	0	1	1	2	2	0	0	0
24H,0-24	960	4	799	33	0	1	117	0	1	1	2	2	0	0	0

TIME PERIOD	TOTAL VEHICLES	MOTOR-CYCLES	CARS OR CAR-BASED LGV	LIGHT GOODS VEHICLES	BUSES	TWO AXLE, SIX TYRE, RIGID/BUSES	THREE AXLE RIGID	FOUR OR MORE AXLE RIGID	FOUR OR LESS AXLE ARTIC	FIVE AXLE ARTIC	SIX OR MORE AXLE ARTIC	FIVE OR LESS AXLE MULTI-TRAILER ARTIC	SIX AXLE MULTI-TRAILER ARTIC	SEVEN OR MORE AXLE ARTIC	
Tue 07-Mar-23															
00:00	0	0	0	0	0	0	0	0	0	0	0	0	0	0	
01:00	0	0	0	0	0	0	0	0	0	0	0	0	0	0	
02:00	1	0	1	0	0	0	0	0	0	0	0	0	0	0	
03:00	0	0	0	0	0	0	0	0	0	0	0	0	0	0	
04:00	2	0	2	0	0	0	0	0	0	0	0	0	0	0	
05:00	9	0	9	0	0	0	0	0	0	0	0	0	0	0	
06:00	24	0	19	1	0	0	3	0	1	0	0	0	0	0	
07:00	80	1	71	4	0	0	2	0	2	0	0	0	0	0	
08:00	126	0	99	4	0	0	21	0	1	0	1	0	0	0	
09:00	96	1	85	1	0	0	7	0	2	0	0	0	0	0	
10:00	82	0	73	3	0	0	6	0	0	0	0	0	0	0	
11:00	54	0	45	1	0	0	8	0	0	0	0	0	0	0	
12:00	64	0	54	0	0	0	10	0	0	0	0	0	0	0	
13:00	70	0	62	1	0	0	7	0	0	0	0	0	0	0	
14:00	70	0	59	8	0	0	3	0	0	0	0	0	0	0	
15:00	66	1	55	4	0	0	6	0	0	0	0	0	0	0	
16:00	80	1	69	2	0	0	7	0	1	0	0	0	0	0	
17:00	74	0	67	1	0	0	6	0	0	0	0	0	0	0	
18:00	45	0	35	0	0	0	8	0	2	0	0	0	0	0	
19:00	19	0	17	1	0	0	1	0	0	0	0	0	0	0	
20:00	13	0	13	0	0	0	0	0	0	0	0	0	0	0	
21:00	7	0	6	1	0	0	0	0	0	0	0	0	0	0	
22:00	1	0	1	0	0	0	0	0	0	0	0	0	0	0	
23:00	3	0	3	0	0	0	0	0	0	0	0	0	0	0	
12H,7-19	907	4	774	29	0	0	91	0	8	0	1	0	0	0	
16H,6-22	970	4	829	32	0	0	95	0	9	0	1	0	0	0	
18H,6-24	974	4	833	32	0	0	95	0	9	0	1	0	0	0	
24H,0-24	986	4	845	32	0	0	95	0	9	0	1	0	0	0	

TIME PERIOD	TOTAL VEHICLES	MOTOR-CYCLES	CARS OR CAR-BASED LGV	LIGHT GOODS VEHICLES	BUSES	TWO AXLE, SIX TYRE, RIGID/BUSES	THREE AXLE RIGID	FOUR OR MORE AXLE RIGID	FOUR OR LESS AXLE ARTIC	FIVE AXLE ARTIC	SIX OR MORE AXLE ARTIC	FIVE OR LESS AXLE MULTI-TRAILER ARTIC	SIX AXLE MULTI-TRAILER ARTIC	SEVEN OR MORE AXLE ARTIC
Wed 08-Mar-23														
00:00	1	0	1	0	0	0	0	0	0	0	0	0	0	0
01:00	0	0	0	0	0	0	0	0	0	0	0	0	0	0
02:00	0	0	0	0	0	0	0	0	0	0	0	0	0	0
03:00	0	0	0	0	0	0	0	0	0	0	0	0	0	0
04:00	1	0	1	0	0	0	0	0	0	0	0	0	0	0
05:00	7	0	7	0	0	0	0	0	0	0	0	0	0	0
06:00	24	0	19	5	0	0	0	0	0	0	0	0	0	0
07:00	64	0	58	6	0	0	0	0	0	0	0	0	0	0
08:00	103	2	98	3	0	0	0	0	0	0	0	0	0	0
09:00	86	0	78	7	0	0	0	0	1	0	0	0	0	0
10:00	64	0	62	1	0	0	0	0	1	0	0	0	0	0
11:00	58	0	56	2	0	0	0	0	0	0	0	0	0	0
12:00	58	0	52	3	0	0	3	0	0	0	0	0	0	0
13:00	84	0	77	4	0	0	3	0	0	0	0	0	0	0
14:00	83	0	80	2	0	0	1	0	0	0	0	0	0	0
15:00	73	0	63	2	0	0	8	0	0	0	0	0	0	0
16:00	80	1	68	3	2	0	5	0	1	0	0	0	0	0
17:00	93	2	80	3	0	0	8	0	0	0	0	0	0	0
18:00	63	0	58	0	0	0	5	0	0	0	0	0	0	0
19:00	35	0	28	1	0	0	6	0	0	0	0	0	0	0
20:00	18	0	15	0	0	0	3	0	0	0	0	0	0	0
21:00	13	0	13	0	0	0	0	0	0	0	0	0	0	0
22:00	13	0	13	0	0	0	0	0	0	0	0	0	0	0
23:00	7	0	7	0	0	0	0	0	0	0	0	0	0	0
12H,7-19	909	5	830	36	2	0	33	0	3	0	0	0	0	0
16H,6-22	999	5	905	42	2	0	42	0	3	0	0	0	0	0
18H,6-24	1019	5	925	42	2	0	42	0	3	0	0	0	0	0
24H,0-24	1028	5	934	42	2	0	42	0	3	0	0	0	0	0

12092 BIDEFORD Site No: 12092002 Location Site 2 - Unnamed Rd, Bideford
 Thu 02-Mar-23 to Wed 08-Mar-23 Channel: Northbound

TIME PERIOD	TOTAL VEHICLES	MOTOR-CYCLES	CARS OR CAR-BASED LGV	LIGHT GOODS VEHICLES	BUSES	TWO AXLE, SIX TYRE, RIGID/BUSES	THREE AXLE RIGID	FOUR OR MORE AXLE RIGID	FOUR OR LESS AXLE ARTIC	FIVE AXLE ARTIC	SIX OR MORE AXLE ARTIC	FIVE OR LESS AXLE MULTI-TRAILER ARTIC	SIX AXLE MULTI-TRAILER ARTIC	SEVEN OR MORE AXLE ARTIC	
Daily Totals															
Thu 02-Mar-23	976	5	849	51	0	3	54	5	3	1	2	3	0	0	
Fri 03-Mar-23	1033	2	881	27	0	0	115	0	3	2	0	3	0	0	
Sat 04-Mar-23	916	7	808	14	0	0	81	0	1	0	4	1	0	0	
Sun 05-Mar-23	751	4	668	8	0	0	62	0	4	1	3	1	0	0	
Mon 06-Mar-23	960	4	799	33	0	1	117	0	1	1	2	2	0	0	
Tue 07-Mar-23	986	4	845	32	0	0	95	0	9	0	1	0	0	0	
Wed 08-Mar-23	1028	5	934	42	2	0	42	0	3	0	0	0	0	0	
Total Vehicles															
[--]	6650	31	5784	207	2	4	566	5	24	5	12	10	0	0	



12092 BIDEFORD Site No: 12092002 Location Site 2 - Unnamed Rd, Bideford
 Thu 02-Mar-23 to Wed 08-Mar-23 Channel: Northbound

TIME PERIOD	TOTAL VEHICLES	MOTOR-CYCLES	MOTOR-CYCLES%	CARS	CARS %	LGV	LGV %	HGV	HGV %	BUS	BUS %
Thu 02-Mar-23											
00:00	0	0	-	0	-	0	-	0	-	0	-
01:00	0	0	-	0	-	0	-	0	-	0	-
02:00	0	0	-	0	-	0	-	0	-	0	-
03:00	1	0	0.0	1	100.0	0	0.0	0	0.0	0	0.0
04:00	3	0	0.0	3	100.0	0	0.0	0	0.0	0	0.0
05:00	12	0	0.0	11	91.7	0	0.0	1	8.3	0	0.0
06:00	20	0	0.0	18	90.0	1	5.0	1	5.0	0	0.0
07:00	66	0	0.0	60	90.9	1	1.5	5	7.6	0	0.0
08:00	104	0	0.0	93	89.4	5	4.8	6	5.8	0	0.0
09:00	84	1	1.2	72	85.7	2	2.4	9	10.7	0	0.0
10:00	82	0	0.0	64	78.1	7	8.5	11	13.4	0	0.0
11:00	67	1	1.5	56	83.6	7	10.5	3	4.5	0	0.0
12:00	55	0	0.0	47	85.5	7	12.7	1	1.8	0	0.0
13:00	54	0	0.0	47	87.0	6	11.1	1	1.9	0	0.0
14:00	57	0	0.0	49	86.0	5	8.8	3	5.3	0	0.0
15:00	46	1	2.2	39	84.8	2	4.4	4	8.7	0	0.0
16:00	94	1	1.1	80	85.1	4	4.3	9	9.6	0	0.0
17:00	81	1	1.2	72	88.9	3	3.7	5	6.2	0	0.0
18:00	63	0	0.0	57	90.5	0	0.0	6	9.5	0	0.0
19:00	37	0	0.0	33	89.2	0	0.0	4	10.8	0	0.0
20:00	28	0	0.0	28	100.0	0	0.0	0	0.0	0	0.0
21:00	16	0	0.0	16	100.0	0	0.0	0	0.0	0	0.0
22:00	4	0	0.0	2	50.0	1	25.0	1	25.0	0	0.0
23:00	2	0	0.0	1	50.0	0	0.0	1	50.0	0	0.0
12H,7-19	853	5	0.6	736	86.3	49	5.7	63	7.4	0	0.0
16H,6-22	954	5	0.5	831	87.1	50	5.2	68	7.1	0	0.0
18H,6-24	960	5	0.5	834	86.9	51	5.3	70	7.3	0	0.0
24H,0-24	976	5	0.5	849	87.0	51	5.2	71	7.3	0	0.0

12092 BIDEFORD Site No: 12092002 Location Site 2 - Unnamed Rd, Bideford
 Thu 02-Mar-23 to Wed 08-Mar-23 Channel: Northbound

TIME PERIOD	TOTAL VEHICLES	MOTOR-CYCLES	MOTOR-CYCLES%	CARS	CARS %	LGV	LGV %	HGV	HGV %	BUS	BUS %
Fri 03-Mar-23											
00:00	1	0	0.0	1	100.0	0	0.0	0	0.0	0	0.0
01:00	0	0	-	0	-	0	-	0	-	0	-
02:00	1	0	0.0	1	100.0	0	0.0	0	0.0	0	0.0
03:00	0	0	-	0	-	0	-	0	-	0	-
04:00	1	0	0.0	1	100.0	0	0.0	0	0.0	0	0.0
05:00	7	0	0.0	5	71.4	0	0.0	2	28.6	0	0.0
06:00	14	0	0.0	11	78.6	3	21.4	0	0.0	0	0.0
07:00	46	0	0.0	37	80.4	4	8.7	5	10.9	0	0.0
08:00	119	0	0.0	102	85.7	7	5.9	10	8.4	0	0.0
09:00	102	0	0.0	91	89.2	2	2.0	9	8.8	0	0.0
10:00	111	0	0.0	93	83.8	2	1.8	16	14.4	0	0.0
11:00	62	0	0.0	52	83.9	0	0.0	10	16.1	0	0.0
12:00	65	1	1.5	54	83.1	1	1.5	9	13.9	0	0.0
13:00	52	0	0.0	40	76.9	0	0.0	12	23.1	0	0.0
14:00	55	0	0.0	42	76.4	1	1.8	12	21.8	0	0.0
15:00	93	0	0.0	78	83.9	1	1.1	14	15.1	0	0.0
16:00	93	0	0.0	83	89.3	2	2.2	8	8.6	0	0.0
17:00	74	1	1.4	66	89.2	1	1.4	6	8.1	0	0.0
18:00	55	0	0.0	51	92.7	1	1.8	3	5.5	0	0.0
19:00	37	0	0.0	34	91.9	1	2.7	2	5.4	0	0.0
20:00	26	0	0.0	23	88.5	0	0.0	3	11.5	0	0.0
21:00	15	0	0.0	13	86.7	0	0.0	2	13.3	0	0.0
22:00	3	0	0.0	2	66.7	1	33.3	0	0.0	0	0.0
23:00	1	0	0.0	1	100.0	0	0.0	0	0.0	0	0.0
12H,7-19	927	2	0.2	789	85.1	22	2.4	114	12.3	0	0.0
16H,6-22	1019	2	0.2	870	85.4	26	2.6	121	11.9	0	0.0
18H,6-24	1023	2	0.2	873	85.3	27	2.6	121	11.8	0	0.0
24H,0-24	1033	2	0.2	881	85.3	27	2.6	123	11.9	0	0.0

12092 BIDEFORD Site No: 12092002 Location Site 2 - Unnamed Rd, Bideford
 Thu 02-Mar-23 to Wed 08-Mar-23 Channel: Northbound

TIME PERIOD	TOTAL VEHICLES	MOTOR-CYCLES	MOTOR-CYCLES%	CARS	CARS %	LGV	LGV %	HGV	HGV %	BUS	BUS %
Sat 04-Mar-23											
00:00	0	0	-	0	-	0	-	0	-	0	-
01:00	0	0	-	0	-	0	-	0	-	0	-
02:00	1	0	0.0	1	100.0	0	0.0	0	0.0	0	0.0
03:00	1	0	0.0	1	100.0	0	0.0	0	0.0	0	0.0
04:00	0	0	-	0	-	0	-	0	-	0	-
05:00	9	0	0.0	9	100.0	0	0.0	0	0.0	0	0.0
06:00	4	0	0.0	4	100.0	0	0.0	0	0.0	0	0.0
07:00	33	0	0.0	30	90.9	1	3.0	2	6.1	0	0.0
08:00	55	0	0.0	52	94.6	1	1.8	2	3.6	0	0.0
09:00	99	0	0.0	86	86.9	5	5.1	8	8.1	0	0.0
10:00	111	1	0.9	97	87.4	0	0.0	13	11.7	0	0.0
11:00	104	0	0.0	94	90.4	4	3.9	6	5.8	0	0.0
12:00	76	0	0.0	59	77.6	2	2.6	15	19.7	0	0.0
13:00	60	1	1.7	42	70.0	0	0.0	17	28.3	0	0.0
14:00	72	0	0.0	65	90.3	1	1.4	6	8.3	0	0.0
15:00	44	0	0.0	40	90.9	0	0.0	4	9.1	0	0.0
16:00	65	1	1.5	61	93.9	0	0.0	3	4.6	0	0.0
17:00	51	1	2.0	47	92.2	0	0.0	3	5.9	0	0.0
18:00	49	3	6.1	46	93.9	0	0.0	0	0.0	0	0.0
19:00	28	0	0.0	24	85.7	0	0.0	4	14.3	0	0.0
20:00	22	0	0.0	21	95.5	0	0.0	1	4.6	0	0.0
21:00	19	0	0.0	18	94.7	0	0.0	1	5.3	0	0.0
22:00	8	0	0.0	7	87.5	0	0.0	1	12.5	0	0.0
23:00	5	0	0.0	4	80.0	0	0.0	1	20.0	0	0.0
12H,7-19	819	7	0.9	719	87.8	14	1.7	79	9.7	0	0.0
16H,6-22	892	7	0.8	786	88.1	14	1.6	85	9.5	0	0.0
18H,6-24	905	7	0.8	797	88.1	14	1.6	87	9.6	0	0.0
24H,0-24	916	7	0.8	808	88.2	14	1.5	87	9.5	0	0.0

12092 BIDEFORD Site No: 12092002 Location Site 2 - Unnamed Rd, Bideford
 Thu 02-Mar-23 to Wed 08-Mar-23 Channel: Northbound

TIME PERIOD	TOTAL VEHICLES	MOTOR-CYCLES	MOTOR-CYCLES%	CARS	CARS %	LGV	LGV %	HGV	HGV %	BUS	BUS %
Sun 05-Mar-23											
00:00	2	0	0.0	2	100.0	0	0.0	0	0.0	0	0.0
01:00	0	0	-	0	-	0	-	0	-	0	-
02:00	2	0	0.0	2	100.0	0	0.0	0	0.0	0	0.0
03:00	1	0	0.0	1	100.0	0	0.0	0	0.0	0	0.0
04:00	3	0	0.0	2	66.7	0	0.0	1	33.3	0	0.0
05:00	3	0	0.0	2	66.7	1	33.3	0	0.0	0	0.0
06:00	3	0	0.0	2	66.7	0	0.0	1	33.3	0	0.0
07:00	10	0	0.0	8	80.0	0	0.0	2	20.0	0	0.0
08:00	39	0	0.0	33	84.6	0	0.0	6	15.4	0	0.0
09:00	69	0	0.0	56	81.2	4	5.8	9	13.0	0	0.0
10:00	92	1	1.1	83	90.2	1	1.1	7	7.6	0	0.0
11:00	123	0	0.0	114	92.7	0	0.0	9	7.3	0	0.0
12:00	97	1	1.0	88	90.7	0	0.0	8	8.3	0	0.0
13:00	76	0	0.0	71	93.4	1	1.3	4	5.3	0	0.0
14:00	68	0	0.0	60	88.2	0	0.0	8	11.8	0	0.0
15:00	59	1	1.7	51	86.4	0	0.0	7	11.9	0	0.0
16:00	24	0	0.0	18	75.0	1	4.2	5	20.8	0	0.0
17:00	23	1	4.4	20	87.0	0	0.0	2	8.7	0	0.0
18:00	23	0	0.0	22	95.7	0	0.0	1	4.4	0	0.0
19:00	12	0	0.0	12	100.0	0	0.0	0	0.0	0	0.0
20:00	10	0	0.0	9	90.0	0	0.0	1	10.0	0	0.0
21:00	8	0	0.0	8	100.0	0	0.0	0	0.0	0	0.0
22:00	2	0	0.0	2	100.0	0	0.0	0	0.0	0	0.0
23:00	2	0	0.0	2	100.0	0	0.0	0	0.0	0	0.0
12H,7-19	703	4	0.6	624	88.8	7	1.0	68	9.7	0	0.0
16H,6-22	736	4	0.5	655	89.0	7	1.0	70	9.5	0	0.0
18H,6-24	740	4	0.5	659	89.1	7	1.0	70	9.5	0	0.0
24H,0-24	751	4	0.5	668	89.0	8	1.1	71	9.5	0	0.0

12092 BIDEFORD Site No: 12092002 Location Site 2 - Unnamed Rd, Bideford
 Thu 02-Mar-23 to Wed 08-Mar-23 Channel: Northbound

TIME PERIOD	TOTAL VEHICLES	MOTOR-CYCLES	MOTOR-CYCLES%	CARS	CARS %	LGV	LGV %	HGV	HGV %	BUS	BUS %
Mon 06-Mar-23											
00:00	0	0	-	0	-	0	-	0	-	0	-
01:00	0	0	-	0	-	0	-	0	-	0	-
02:00	0	0	-	0	-	0	-	0	-	0	-
03:00	0	0	-	0	-	0	-	0	-	0	-
04:00	0	0	-	0	-	0	-	0	-	0	-
05:00	3	0	0.0	2	66.7	1	33.3	0	0.0	0	0.0
06:00	17	1	5.9	13	76.5	2	11.8	1	5.9	0	0.0
07:00	62	0	0.0	54	87.1	2	3.2	6	9.7	0	0.0
08:00	127	1	0.8	107	84.3	5	3.9	14	11.0	0	0.0
09:00	84	0	0.0	71	84.5	3	3.6	10	11.9	0	0.0
10:00	76	0	0.0	63	82.9	2	2.6	11	14.5	0	0.0
11:00	73	1	1.4	58	79.5	2	2.7	12	16.4	0	0.0
12:00	55	0	0.0	48	87.3	1	1.8	6	10.9	0	0.0
13:00	67	1	1.5	53	79.1	1	1.5	12	17.9	0	0.0
14:00	52	0	0.0	44	84.6	2	3.9	6	11.5	0	0.0
15:00	77	0	0.0	63	81.8	5	6.5	9	11.7	0	0.0
16:00	76	0	0.0	59	77.6	5	6.6	12	15.8	0	0.0
17:00	59	0	0.0	49	83.1	2	3.4	8	13.6	0	0.0
18:00	57	0	0.0	53	93.0	0	0.0	4	7.0	0	0.0
19:00	41	0	0.0	35	85.4	0	0.0	6	14.6	0	0.0
20:00	18	0	0.0	13	72.2	0	0.0	5	27.8	0	0.0
21:00	5	0	0.0	3	60.0	0	0.0	2	40.0	0	0.0
22:00	8	0	0.0	8	100.0	0	0.0	0	0.0	0	0.0
23:00	3	0	0.0	3	100.0	0	0.0	0	0.0	0	0.0
12H,7-19	865	3	0.4	722	83.5	30	3.5	110	12.7	0	0.0
16H,6-22	946	4	0.4	786	83.1	32	3.4	124	13.1	0	0.0
18H,6-24	957	4	0.4	797	83.3	32	3.3	124	13.0	0	0.0
24H,0-24	960	4	0.4	799	83.2	33	3.4	124	12.9	0	0.0

12092 BIDEFORD Site No: 12092002 Location Site 2 - Unnamed Rd, Bideford
 Thu 02-Mar-23 to Wed 08-Mar-23 Channel: Northbound

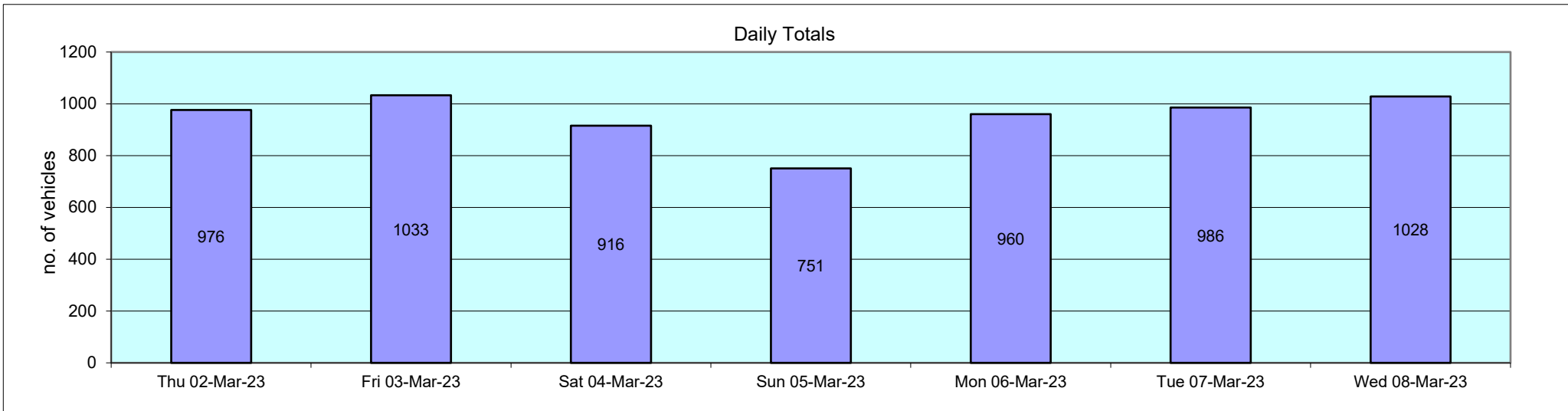
TIME PERIOD	TOTAL VEHICLES	MOTOR-CYCLES	MOTOR-CYCLES%	CARS	CARS %	LGV	LGV %	HGV	HGV %	BUS	BUS %
Tue 07-Mar-23											
00:00	0	0	-	0	-	0	-	0	-	0	-
01:00	0	0	-	0	-	0	-	0	-	0	-
02:00	1	0	0.0	1	100.0	0	0.0	0	0.0	0	0.0
03:00	0	0	-	0	-	0	-	0	-	0	-
04:00	2	0	0.0	2	100.0	0	0.0	0	0.0	0	0.0
05:00	9	0	0.0	9	100.0	0	0.0	0	0.0	0	0.0
06:00	24	0	0.0	19	79.2	1	4.2	4	16.7	0	0.0
07:00	80	1	1.3	71	88.8	4	5.0	4	5.0	0	0.0
08:00	126	0	0.0	99	78.6	4	3.2	23	18.3	0	0.0
09:00	96	1	1.0	85	88.5	1	1.0	9	9.4	0	0.0
10:00	82	0	0.0	73	89.0	3	3.7	6	7.3	0	0.0
11:00	54	0	0.0	45	83.3	1	1.9	8	14.8	0	0.0
12:00	64	0	0.0	54	84.4	0	0.0	10	15.6	0	0.0
13:00	70	0	0.0	62	88.6	1	1.4	7	10.0	0	0.0
14:00	70	0	0.0	59	84.3	8	11.4	3	4.3	0	0.0
15:00	66	1	1.5	55	83.3	4	6.1	6	9.1	0	0.0
16:00	80	1	1.3	69	86.3	2	2.5	8	10.0	0	0.0
17:00	74	0	0.0	67	90.5	1	1.4	6	8.1	0	0.0
18:00	45	0	0.0	35	77.8	0	0.0	10	22.2	0	0.0
19:00	19	0	0.0	17	89.5	1	5.3	1	5.3	0	0.0
20:00	13	0	0.0	13	100.0	0	0.0	0	0.0	0	0.0
21:00	7	0	0.0	6	85.7	1	14.3	0	0.0	0	0.0
22:00	1	0	0.0	1	100.0	0	0.0	0	0.0	0	0.0
23:00	3	0	0.0	3	100.0	0	0.0	0	0.0	0	0.0
12H,7-19	907	4	0.4	774	85.3	29	3.2	100	11.0	0	0.0
16H,6-22	970	4	0.4	829	85.5	32	3.3	105	10.8	0	0.0
18H,6-24	974	4	0.4	833	85.5	32	3.3	105	10.8	0	0.0
24H,0-24	986	4	0.4	845	85.7	32	3.3	105	10.7	0	0.0

12092 BIDEFORD Site No: 12092002 Location Site 2 - Unnamed Rd, Bideford
 Thu 02-Mar-23 to Wed 08-Mar-23 Channel: Northbound

TIME PERIOD	TOTAL VEHICLES	MOTOR-CYCLES	MOTOR-CYCLES%	CARS	CARS %	LGV	LGV %	HGV	HGV %	BUS	BUS %
Wed 08-Mar-23											
00:00	1	0	0.0	1	100.0	0	0.0	0	0.0	0	0.0
01:00	0	0	-	0	-	0	-	0	-	0	-
02:00	0	0	-	0	-	0	-	0	-	0	-
03:00	0	0	-	0	-	0	-	0	-	0	-
04:00	1	0	0.0	1	100.0	0	0.0	0	0.0	0	0.0
05:00	7	0	0.0	7	100.0	0	0.0	0	0.0	0	0.0
06:00	24	0	0.0	19	79.2	5	20.8	0	0.0	0	0.0
07:00	64	0	0.0	58	90.6	6	9.4	0	0.0	0	0.0
08:00	103	2	1.9	98	95.2	3	2.9	0	0.0	0	0.0
09:00	86	0	0.0	78	90.7	7	8.1	1	1.2	0	0.0
10:00	64	0	0.0	62	96.9	1	1.6	1	1.6	0	0.0
11:00	58	0	0.0	56	96.6	2	3.5	0	0.0	0	0.0
12:00	58	0	0.0	52	89.7	3	5.2	3	5.2	0	0.0
13:00	84	0	0.0	77	91.7	4	4.8	3	3.6	0	0.0
14:00	83	0	0.0	80	96.4	2	2.4	1	1.2	0	0.0
15:00	73	0	0.0	63	86.3	2	2.7	8	11.0	0	0.0
16:00	80	1	1.3	68	85.0	3	3.8	6	7.5	2	2.5
17:00	93	2	2.2	80	86.0	3	3.2	8	8.6	0	0.0
18:00	63	0	0.0	58	92.1	0	0.0	5	7.9	0	0.0
19:00	35	0	0.0	28	80.0	1	2.9	6	17.1	0	0.0
20:00	18	0	0.0	15	83.3	0	0.0	3	16.7	0	0.0
21:00	13	0	0.0	13	100.0	0	0.0	0	0.0	0	0.0
22:00	13	0	0.0	13	100.0	0	0.0	0	0.0	0	0.0
23:00	7	0	0.0	7	100.0	0	0.0	0	0.0	0	0.0
12H,7-19	909	5	0.6	830	91.3	36	4.0	36	4.0	2	0.2
16H,6-22	999	5	0.5	905	90.6	42	4.2	45	4.5	2	0.2
18H,6-24	1019	5	0.5	925	90.8	42	4.1	45	4.4	2	0.2
24H,0-24	1028	5	0.5	934	90.9	42	4.1	45	4.4	2	0.2

12092 BIDEFORD Site No: 12092002 Location Site 2 - Unnamed Rd, Bideford
 Thu 02-Mar-23 to Wed 08-Mar-23 Channel: Northbound

TIME PERIOD	TOTAL VEHICLES	MOTOR-CYCLES	MOTOR-CYCLES%	CARS	CARS %	LGV	LGV %	HGV	HGV %	BUS	BUS %
Daily Totals											
Thu 02-Mar-23	976	5	0.5	849	87.0	51	5.2	71	7.3	0	0.0
Fri 03-Mar-23	1033	2	0.2	881	85.3	27	2.6	123	11.9	0	0.0
Sat 04-Mar-23	916	7	0.8	808	88.2	14	1.5	87	9.5	0	0.0
Sun 05-Mar-23	751	4	0.5	668	89.0	8	1.1	71	9.5	0	0.0
Mon 06-Mar-23	960	4	0.4	799	83.2	33	3.4	124	12.9	0	0.0
Tue 07-Mar-23	986	4	0.4	845	85.7	32	3.3	105	10.7	0	0.0
Wed 08-Mar-23	1028	5	0.5	934	90.9	42	4.1	45	4.4	2	0.2
Total Vehicles											
[--]	6650	31	0.5	5784	87.0	207	3.0	626	9.4	2	0.0



12092 BIDEFORD Site No: 12092002 Location Site 2 - Unnamed Rd, Bideford
 Thu 02-Mar-23 to Wed 08-Mar-23 Channel: Northbound

Time Period	Total Vehicles	85%ile Speed	Mean Speed	Stand Dev.	<11Mph	11-<21	21-<31	31-<41	41-<46	46-<51	51-<56	56-<61	61-<66	66-<71	71-<76	=>76
Thu 02-Mar-23																
00:00	0	-	-	-	0	0	0	0	0	0	0	0	0	0	0	0
01:00	0	-	-	-	0	0	0	0	0	0	0	0	0	0	0	0
02:00	0	-	-	-	0	0	0	0	0	0	0	0	0	0	0	0
03:00	1	-	36	-	0	0	0	1	0	0	0	0	0	0	0	0
04:00	3	-	32.7	6.3	0	0	1	2	0	0	0	0	0	0	0	0
05:00	12	37.7	31.8	5.9	0	0	5	7	0	0	0	0	0	0	0	0
06:00	20	38.7	32.4	6.3	0	0	8	11	1	0	0	0	0	0	0	0
07:00	66	38.8	33.1	5.4	0	0	19	47	0	0	0	0	0	0	0	0
08:00	104	38.5	31.9	5.8	0	0	43	60	1	0	0	0	0	0	0	0
09:00	84	38.7	32.4	5.8	0	0	31	52	1	0	0	0	0	0	0	0
10:00	82	36.1	28.8	6.1	0	3	54	24	1	0	0	0	0	0	0	0
11:00	67	35.4	27.5	7.2	1	7	41	17	1	0	0	0	0	0	0	0
12:00	55	36.6	27.8	7.8	0	10	25	20	0	0	0	0	0	0	0	0
13:00	54	37.5	29.2	7.9	2	3	26	22	1	0	0	0	0	0	0	0
14:00	57	33	27.3	6.5	2	1	43	10	1	0	0	0	0	0	0	0
15:00	46	37.8	30.8	6.2	0	1	22	23	0	0	0	0	0	0	0	0
16:00	94	38.5	31.8	6	0	1	38	54	1	0	0	0	0	0	0	0
17:00	81	38.9	32.5	6.1	0	1	28	50	2	0	0	0	0	0	0	0
18:00	63	31.1	27.6	4.7	0	0	53	10	0	0	0	0	0	0	0	0
19:00	37	38.2	31.3	6.1	0	0	18	18	1	0	0	0	0	0	0	0
20:00	28	40.1	34.7	5.9	0	0	6	19	3	0	0	0	0	0	0	0
21:00	16	39.7	36.5	3.4	0	0	0	15	1	0	0	0	0	0	0	0
22:00	4	-	33.5	5.7	0	0	1	3	0	0	0	0	0	0	0	0
23:00	2	-	26	3.5	0	0	2	0	0	0	0	0	0	0	0	0
12H,7-19	853	37.9	30.3	6.6	5	27	423	389	9	0	0	0	0	0	0	0
16H,6-22	954	38.2	30.6	6.6	5	27	455	452	15	0	0	0	0	0	0	0
18H,6-24	960	38.2	30.6	6.6	5	27	458	455	15	0	0	0	0	0	0	0
24H,0-24	976	38.2	30.7	6.6	5	27	464	465	15	0	0	0	0	0	0	0

12092 BIDEFORD Site No: 12092002 Location Site 2 - Unnamed Rd, Bideford
 Thu 02-Mar-23 to Wed 08-Mar-23 Channel: Northbound

Time Period	Total Vehicles	85%ile Speed	Mean Speed	Stand Dev.	<11Mph	11-<21	21-<31	31-<41	41-<46	46-<51	51-<56	56-<61	61-<66	66-<71	71-<76	=>76
Fri 03-Mar-23																
00:00	1	-	36	-	0	0	0	1	0	0	0	0	0	0	0	0
01:00	0	-	-	-	0	0	0	0	0	0	0	0	0	0	0	0
02:00	1	-	36	-	0	0	0	1	0	0	0	0	0	0	0	0
03:00	0	-	-	-	0	0	0	0	0	0	0	0	0	0	0	0
04:00	1	-	36	-	0	0	0	1	0	0	0	0	0	0	0	0
05:00	7	-	33.1	5.7	0	0	2	5	0	0	0	0	0	0	0	0
06:00	14	37.8	31.7	5.9	0	0	6	8	0	0	0	0	0	0	0	0
07:00	46	39.3	33.5	5.8	0	0	13	31	2	0	0	0	0	0	0	0
08:00	119	38.3	31.4	6.2	0	2	52	64	1	0	0	0	0	0	0	0
09:00	102	38.1	30.8	6.6	0	3	49	48	1	1	0	0	0	0	0	0
10:00	111	35.4	28.4	5.9	0	4	77	29	1	0	0	0	0	0	0	0
11:00	62	35.1	28.2	6.1	0	3	43	15	1	0	0	0	0	0	0	0
12:00	65	30.8	26.9	5.4	0	4	51	10	0	0	0	0	0	0	0	0
13:00	52	35.8	29.1	5.5	0	0	36	16	0	0	0	0	0	0	0	0
14:00	55	37	30	5.7	0	0	33	22	0	0	0	0	0	0	0	0
15:00	93	36.7	29.1	6.3	0	4	57	31	1	0	0	0	0	0	0	0
16:00	93	37.8	30.5	6.2	0	1	51	39	2	0	0	0	0	0	0	0
17:00	74	37.1	29.5	6.4	0	3	43	27	1	0	0	0	0	0	0	0
18:00	55	39	32.9	6.1	0	0	19	34	1	1	0	0	0	0	0	0
19:00	37	38.5	32.5	5.7	0	0	13	24	0	0	0	0	0	0	0	0
20:00	26	39.9	35.4	4.9	0	0	3	21	2	0	0	0	0	0	0	0
21:00	15	34.1	28.7	5.4	0	0	11	4	0	0	0	0	0	0	0	0
22:00	3	-	32.7	6.3	0	0	1	2	0	0	0	0	0	0	0	0
23:00	1	-	36	-	0	0	0	1	0	0	0	0	0	0	0	0
12H,7-19	927	37.5	29.9	6.3	0	24	524	366	11	2	0	0	0	0	0	0
16H,6-22	1019	37.7	30.2	6.3	0	24	557	423	13	2	0	0	0	0	0	0
18H,6-24	1023	37.7	30.2	6.3	0	24	558	426	13	2	0	0	0	0	0	0
24H,0-24	1033	37.8	30.2	6.3	0	24	560	434	13	2	0	0	0	0	0	0

12092 BIDEFORD Site No: 12092002 Location Site 2 - Unnamed Rd, Bideford
 Thu 02-Mar-23 to Wed 08-Mar-23 Channel: Northbound

Time Period	Total Vehicles	85%ile Speed	Mean Speed	Stand Dev.	<11Mph	11-<21	21-<31	31-<41	41-<46	46-<51	51-<56	56-<61	61-<66	66-<71	71-<76	=>76
Sat 04-Mar-23																
00:00	0	-	-	-	0	0	0	0	0	0	0	0	0	0	0	0
01:00	0	-	-	-	0	0	0	0	0	0	0	0	0	0	0	0
02:00	1	-	36	-	0	0	0	1	0	0	0	0	0	0	0	0
03:00	1	-	36	-	0	0	0	1	0	0	0	0	0	0	0	0
04:00	0	-	-	-	0	0	0	0	0	0	0	0	0	0	0	0
05:00	9	-	27.1	6.6	0	1	6	2	0	0	0	0	0	0	0	0
06:00	4	-	36	3.2	0	0	0	4	0	0	0	0	0	0	0	0
07:00	33	38.7	32.3	6	0	0	13	19	1	0	0	0	0	0	0	0
08:00	55	38.6	32.1	5.9	0	0	22	32	1	0	0	0	0	0	0	0
09:00	99	37.2	30	5.7	0	0	59	40	0	0	0	0	0	0	0	0
10:00	111	37.9	30.2	7.1	1	7	48	55	0	0	0	0	0	0	0	0
11:00	104	32.1	27.1	5.8	0	7	79	17	1	0	0	0	0	0	0	0
12:00	76	37.1	29.9	5.8	0	0	47	28	1	0	0	0	0	0	0	0
13:00	60	37.8	31	5.8	0	0	30	30	0	0	0	0	0	0	0	0
14:00	72	36.3	29.3	5.6	0	0	48	24	0	0	0	0	0	0	0	0
15:00	44	30.7	27.4	4.5	0	0	38	6	0	0	0	0	0	0	0	0
16:00	65	37.8	30.8	6.1	0	1	32	32	0	0	0	0	0	0	0	0
17:00	51	36.2	29.3	5.8	0	0	35	15	1	0	0	0	0	0	0	0
18:00	49	38.3	31.6	6.3	0	0	23	25	0	1	0	0	0	0	0	0
19:00	28	36.7	29.9	5.8	0	0	17	11	0	0	0	0	0	0	0	0
20:00	22	30.6	27.4	4.6	0	0	19	3	0	0	0	0	0	0	0	0
21:00	19	34.3	28.6	5.4	0	0	14	5	0	0	0	0	0	0	0	0
22:00	8	-	27.3	4.5	0	0	7	1	0	0	0	0	0	0	0	0
23:00	5	-	26	7.5	0	1	3	1	0	0	0	0	0	0	0	0
12H,7-19	819	37.4	29.9	6.1	1	15	474	323	5	1	0	0	0	0	0	0
16H,6-22	892	37.3	29.8	6.1	1	15	524	346	5	1	0	0	0	0	0	0
18H,6-24	905	37.3	29.8	6.1	1	16	534	348	5	1	0	0	0	0	0	0
24H,0-24	916	37.3	29.8	6.1	1	17	540	352	5	1	0	0	0	0	0	0

12092 BIDEFORD Site No: 12092002 Location Site 2 - Unnamed Rd, Bideford
 Thu 02-Mar-23 to Wed 08-Mar-23 Channel: Northbound

Time Period	Total Vehicles	85%ile Speed	Mean Speed	Stand Dev.	<11Mph	11-<21	21-<31	31-<41	41-<46	46-<51	51-<56	56-<61	61-<66	66-<71	71-<76	=>76
Sun 05-Mar-23																
00:00	2	-	36	3.5	0	0	0	2	0	0	0	0	0	0	0	0
01:00	0	-	-	-	0	0	0	0	0	0	0	0	0	0	0	0
02:00	2	-	36	3.5	0	0	0	2	0	0	0	0	0	0	0	0
03:00	1	-	36	-	0	0	0	1	0	0	0	0	0	0	0	0
04:00	3	-	36	3.3	0	0	0	3	0	0	0	0	0	0	0	0
05:00	3	-	32.7	6.3	0	0	1	2	0	0	0	0	0	0	0	0
06:00	3	-	29.3	6.3	0	0	2	1	0	0	0	0	0	0	0	0
07:00	10	37.7	29.3	10.4	0	2	4	3	0	1	0	0	0	0	0	0
08:00	39	38.5	32.4	5.7	0	0	14	25	0	0	0	0	0	0	0	0
09:00	69	37.7	30.7	6.1	0	0	38	30	0	1	0	0	0	0	0	0
10:00	92	32.6	26.9	6.1	1	7	67	17	0	0	0	0	0	0	0	0
11:00	123	35.9	28.8	5.8	0	3	83	37	0	0	0	0	0	0	0	0
12:00	97	30.5	26.9	4.6	0	2	84	11	0	0	0	0	0	0	0	0
13:00	76	37.8	30.4	6.3	0	1	42	31	2	0	0	0	0	0	0	0
14:00	68	30.2	26.6	4.5	0	2	60	6	0	0	0	0	0	0	0	0
15:00	59	35.2	28	6.2	0	4	39	16	0	0	0	0	0	0	0	0
16:00	24	36.9	30.2	5.8	0	0	14	10	0	0	0	0	0	0	0	0
17:00	23	37.7	30.8	6.6	0	1	10	12	0	0	0	0	0	0	0	0
18:00	23	41.1	36.2	6	0	0	3	16	3	1	0	0	0	0	0	0
19:00	12	44.4	37.9	7.4	0	0	2	5	4	1	0	0	0	0	0	0
20:00	10	39.8	35.8	5	0	0	1	8	1	0	0	0	0	0	0	0
21:00	8	-	33.5	5.5	0	0	2	6	0	0	0	0	0	0	0	0
22:00	2	-	31	7.1	0	0	1	1	0	0	0	0	0	0	0	0
23:00	2	-	31	7.1	0	0	1	1	0	0	0	0	0	0	0	0
12H,7-19	703	36.4	28.9	6.2	1	22	458	214	5	3	0	0	0	0	0	0
16H,6-22	736	36.9	29.2	6.3	1	22	465	234	10	4	0	0	0	0	0	0
18H,6-24	740	36.9	29.2	6.3	1	22	467	236	10	4	0	0	0	0	0	0
24H,0-24	751	37	29.3	6.3	1	22	468	246	10	4	0	0	0	0	0	0

12092 BIDEFORD Site No: 12092002 Location Site 2 - Unnamed Rd, Bideford
 Thu 02-Mar-23 to Wed 08-Mar-23 Channel: Northbound

Time Period	Total Vehicles	85%ile Speed	Mean Speed	Stand Dev.	<11Mph	11-<21	21-<31	31-<41	41-<46	46-<51	51-<56	56-<61	61-<66	66-<71	71-<76	=>76
Mon 06-Mar-23																
00:00	0	-	-	-	0	0	0	0	0	0	0	0	0	0	0	0
01:00	0	-	-	-	0	0	0	0	0	0	0	0	0	0	0	0
02:00	0	-	-	-	0	0	0	0	0	0	0	0	0	0	0	0
03:00	0	-	-	-	0	0	0	0	0	0	0	0	0	0	0	0
04:00	0	-	-	-	0	0	0	0	0	0	0	0	0	0	0	0
05:00	3	-	36	3.3	0	0	0	3	0	0	0	0	0	0	0	0
06:00	17	39.1	33.5	6	0	0	5	11	1	0	0	0	0	0	0	0
07:00	62	38.9	33.4	5.3	0	0	16	46	0	0	0	0	0	0	0	0
08:00	127	38.5	31.9	6	0	2	48	77	0	0	0	0	0	0	0	0
09:00	84	39.1	33.1	5.8	0	0	27	54	3	0	0	0	0	0	0	0
10:00	76	35.3	28.2	6.1	0	4	51	21	0	0	0	0	0	0	0	0
11:00	73	37.4	30.4	5.8	0	0	41	32	0	0	0	0	0	0	0	0
12:00	55	37.6	30.1	6.4	0	1	32	20	2	0	0	0	0	0	0	0
13:00	67	38	31.2	5.8	0	0	32	35	0	0	0	0	0	0	0	0
14:00	52	36.6	29.7	5.7	0	0	33	19	0	0	0	0	0	0	0	0
15:00	77	37.6	30.2	6.4	0	3	39	35	0	0	0	0	0	0	0	0
16:00	76	38.3	31.2	6.4	0	2	33	40	1	0	0	0	0	0	0	0
17:00	59	38.5	32.1	5.9	0	0	24	34	1	0	0	0	0	0	0	0
18:00	57	38	31.3	5.8	0	0	27	30	0	0	0	0	0	0	0	0
19:00	41	38.7	31.7	6.3	0	0	19	20	2	0	0	0	0	0	0	0
20:00	18	37	28.9	8.3	1	1	8	8	0	0	0	0	0	0	0	0
21:00	5	-	34	5.3	0	0	1	4	0	0	0	0	0	0	0	0
22:00	8	-	28.5	5.5	0	0	6	2	0	0	0	0	0	0	0	0
23:00	3	-	29.3	6.3	0	0	2	1	0	0	0	0	0	0	0	0
12H,7-19	865	38.2	31.1	6.1	0	12	403	443	7	0	0	0	0	0	0	0
16H,6-22	946	38.3	31.2	6.2	1	13	436	486	10	0	0	0	0	0	0	0
18H,6-24	957	38.3	31.1	6.2	1	13	444	489	10	0	0	0	0	0	0	0
24H,0-24	960	38.3	31.2	6.2	1	13	444	492	10	0	0	0	0	0	0	0

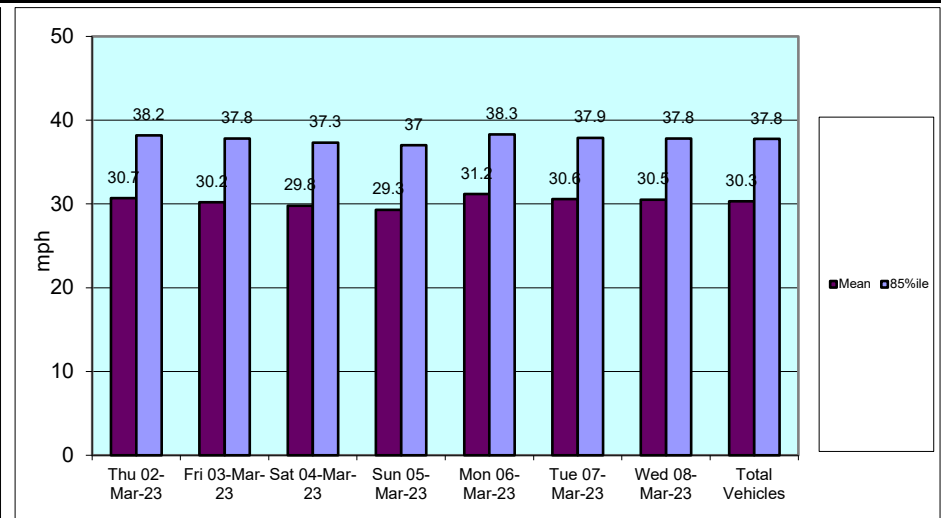
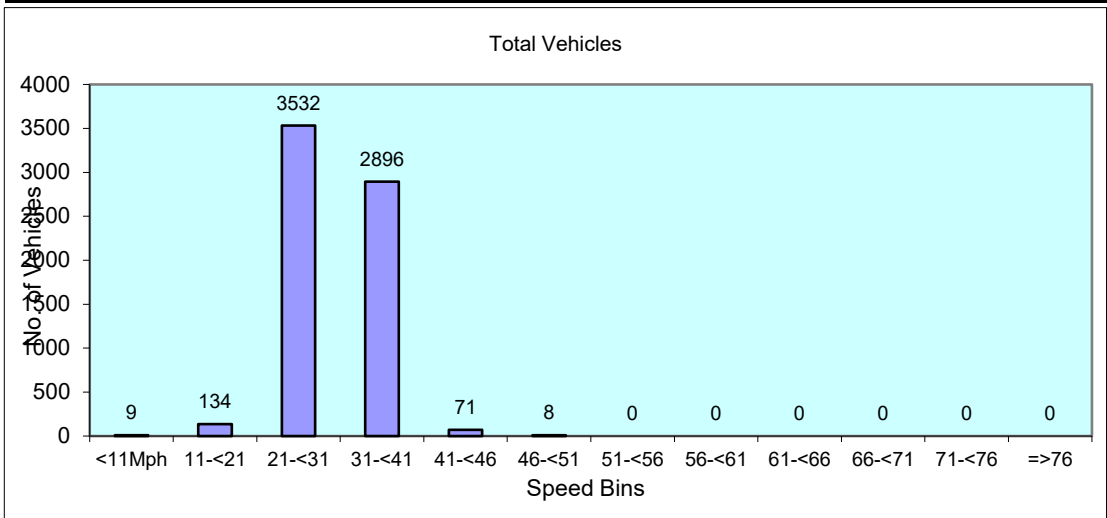
12092 BIDEFORD Site No: 12092002 Location Site 2 - Unnamed Rd, Bideford
 Thu 02-Mar-23 to Wed 08-Mar-23 Channel: Northbound

Time Period	Total Vehicles	85%ile Speed	Mean Speed	Stand Dev.	<11Mph	11-<21	21-<31	31-<41	41-<46	46-<51	51-<56	56-<61	61-<66	66-<71	71-<76	=>76
Tue 07-Mar-23																
00:00	0	-	-	-	0	0	0	0	0	0	0	0	0	0	0	0
01:00	0	-	-	-	0	0	0	0	0	0	0	0	0	0	0	0
02:00	1	-	36	-	0	0	0	1	0	0	0	0	0	0	0	0
03:00	0	-	-	-	0	0	0	0	0	0	0	0	0	0	0	0
04:00	2	-	36	3.5	0	0	0	2	0	0	0	0	0	0	0	0
05:00	9	-	36	3	0	0	0	9	0	0	0	0	0	0	0	0
06:00	24	38.4	32.7	5.6	0	0	8	16	0	0	0	0	0	0	0	0
07:00	80	38.4	32.1	5.7	0	0	31	49	0	0	0	0	0	0	0	0
08:00	126	36.9	28.3	7.5	1	16	62	47	0	0	0	0	0	0	0	0
09:00	96	37.1	29.9	5.9	0	1	57	38	0	0	0	0	0	0	0	0
10:00	82	34.9	28.4	5.4	0	1	60	21	0	0	0	0	0	0	0	0
11:00	54	33.2	28	5	0	0	43	11	0	0	0	0	0	0	0	0
12:00	64	36.6	29.6	5.6	0	0	41	23	0	0	0	0	0	0	0	0
13:00	70	38.6	31.9	6	0	0	30	38	2	0	0	0	0	0	0	0
14:00	70	35.5	28.4	6	0	3	47	20	0	0	0	0	0	0	0	0
15:00	66	38.3	31.4	6.2	0	1	29	35	1	0	0	0	0	0	0	0
16:00	80	39.1	33.2	6.1	0	2	20	56	2	0	0	0	0	0	0	0
17:00	74	39.3	34.3	5.1	0	0	14	58	2	0	0	0	0	0	0	0
18:00	45	37.5	30.7	5.8	0	0	24	21	0	0	0	0	0	0	0	0
19:00	19	35.4	29.2	5.6	0	0	13	6	0	0	0	0	0	0	0	0
20:00	13	36.1	29.8	5.9	0	0	8	5	0	0	0	0	0	0	0	0
21:00	7	-	31.7	6.1	0	0	3	4	0	0	0	0	0	0	0	0
22:00	1	-	36	-	0	0	0	1	0	0	0	0	0	0	0	0
23:00	3	-	32.7	6.3	0	0	1	2	0	0	0	0	0	0	0	0
12H,7-19	907	37.9	30.4	6.3	1	24	458	417	7	0	0	0	0	0	0	0
16H,6-22	970	37.9	30.5	6.3	1	24	490	448	7	0	0	0	0	0	0	0
18H,6-24	974	37.9	30.5	6.3	1	24	491	451	7	0	0	0	0	0	0	0
24H,0-24	986	37.9	30.6	6.3	1	24	491	463	7	0	0	0	0	0	0	0

Time Period	Total Vehicles	85%ile Speed	Mean Speed	Stand Dev.	<11Mph	11-<21	21-<31	31-<41	41-<46	46-<51	51-<56	56-<61	61-<66	66-<71	71-<76	=>76
Wed 08-Mar-23																
00:00	1	-	43.5	-	0	0	0	0	1	0	0	0	0	0	0	0
01:00	0	-	-	-	0	0	0	0	0	0	0	0	0	0	0	0
02:00	0	-	-	-	0	0	0	0	0	0	0	0	0	0	0	0
03:00	0	-	-	-	0	0	0	0	0	0	0	0	0	0	0	0
04:00	1	-	36	-	0	0	0	1	0	0	0	0	0	0	0	0
05:00	7	-	28.9	5.7	0	0	5	2	0	0	0	0	0	0	0	0
06:00	24	38.8	32.6	6.1	0	0	9	14	1	0	0	0	0	0	0	0
07:00	64	38.3	31.8	5.8	0	0	27	37	0	0	0	0	0	0	0	0
08:00	103	37.1	30	5.7	0	0	62	41	0	0	0	0	0	0	0	0
09:00	86	36.7	29.5	5.8	0	1	54	31	0	0	0	0	0	0	0	0
10:00	64	37.9	31.2	5.8	0	0	31	33	0	0	0	0	0	0	0	0
11:00	58	37.9	31.2	5.8	0	0	28	30	0	0	0	0	0	0	0	0
12:00	58	33.3	27.7	5.5	0	2	44	12	0	0	0	0	0	0	0	0
13:00	84	36.1	29.2	5.5	0	0	57	27	0	0	0	0	0	0	0	0
14:00	83	37.5	30.3	6	0	1	45	37	0	0	0	0	0	0	0	0
15:00	73	38.3	31.4	6.2	0	1	32	39	1	0	0	0	0	0	0	0
16:00	80	37.6	30.1	6.4	0	0	51	25	3	1	0	0	0	0	0	0
17:00	93	37.3	30	6	0	1	55	36	1	0	0	0	0	0	0	0
18:00	63	37.1	29.8	6.1	0	1	38	23	1	0	0	0	0	0	0	0
19:00	35	38.3	32	5.8	0	0	14	21	0	0	0	0	0	0	0	0
20:00	18	39.4	34.8	5.2	0	0	3	14	1	0	0	0	0	0	0	0
21:00	13	34.9	29.1	5.6	0	0	9	4	0	0	0	0	0	0	0	0
22:00	13	39.8	36.6	3.5	0	0	0	12	1	0	0	0	0	0	0	0
23:00	7	-	35.6	5.7	0	0	1	5	1	0	0	0	0	0	0	0
12H,7-19	909	37.5	30.1	5.9	0	7	524	371	6	1	0	0	0	0	0	0
16H,6-22	999	37.7	30.3	6	0	7	559	424	8	1	0	0	0	0	0	0
18H,6-24	1019	37.8	30.5	6	0	7	560	441	10	1	0	0	0	0	0	0
24H,0-24	1028	37.8	30.5	6	0	7	565	444	11	1	0	0	0	0	0	0

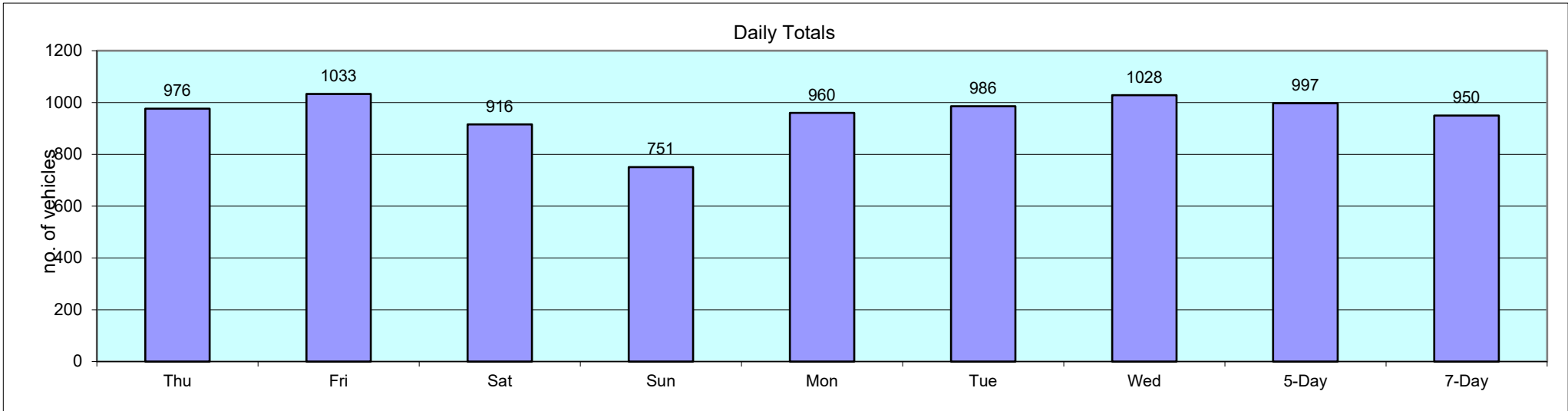
12092 BIDEFORD Site No: 12092002 Location Site 2 - Unnamed Rd, Bideford
 Thu 02-Mar-23 to Wed 08-Mar-23 Channel: Northbound

Time Period	Total Vehicles	85%ile Speed	Mean Speed	Stand Dev.	<11Mph	11-<21	21-<31	31-<41	41-<46	46-<51	51-<56	56-<61	61-<66	66-<71	71-<76	=>76
Daily Totals																
Thu 02-Mar-23	976	38.2	30.7	6.6	5	27	464	465	15	0	0	0	0	0	0	0
Fri 03-Mar-23	1033	37.8	30.2	6.3	0	24	560	434	13	2	0	0	0	0	0	0
Sat 04-Mar-23	916	37.3	29.8	6.1	1	17	540	352	5	1	0	0	0	0	0	0
Sun 05-Mar-23	751	37	29.3	6.3	1	22	468	246	10	4	0	0	0	0	0	0
Mon 06-Mar-23	960	38.3	31.2	6.2	1	13	444	492	10	0	0	0	0	0	0	0
Tue 07-Mar-23	986	37.9	30.6	6.3	1	24	491	463	7	0	0	0	0	0	0	0
Wed 08-Mar-23	1028	37.8	30.5	6	0	7	565	444	11	1	0	0	0	0	0	0
Total Vehicles	6650	37.8	30.3	6.3	9	134	3532	2896	71	8	0	0	0	0	0	0



12092	BIDEFORD		Site No: 12092002		Location		Site 2 - Unnamed Rd, Bideford		
	Channel: Northbound								
TIME PERIOD	Thu 02/03/23	Fri 03/03/23	Sat 04/03/23	Sun 05/03/23	Mon 06/03/23	Tue 07/03/23	Wed 08/03/23	5-Day Av	7-Day Av
Week Begin: 02-Mar-23									
00:00	0	1	0	2	0	0	1	0	1
01:00	0	0	0	0	0	0	0	0	0
02:00	0	1	1	2	0	1	0	0	1
03:00	1	0	1	1	0	0	0	0	0
04:00	3	1	0	3	0	2	1	1	1
05:00	12	7	9	3	3	9	7	8	7
06:00	20	14	4	3	17	24	24	20	15
07:00	66	46	33	10	62	80	64	64	52
08:00	104	119	55	39	127	126	103	116	96
09:00	84	102	99	69	84	96	86	90	89
10:00	82	111	111	92	76	82	64	83	88
11:00	67	62	104	123	73	54	58	63	77
12:00	55	65	76	97	55	64	58	59	67
13:00	54	52	60	76	67	70	84	65	66
14:00	57	55	72	68	52	70	83	63	65
15:00	46	93	44	59	77	66	73	71	65
16:00	94	93	65	24	76	80	80	85	73
17:00	81	74	51	23	59	74	93	76	65
18:00	63	55	49	23	57	45	63	57	51
19:00	37	37	28	12	41	19	35	34	30
20:00	28	26	22	10	18	13	18	21	19
21:00	16	15	19	8	5	7	13	11	12
22:00	4	3	8	2	8	1	13	6	6
23:00	2	1	5	2	3	3	7	3	3
12H,7-19	853	927	819	703	865	907	909	892	855
16H,6-22	954	1019	892	736	946	970	999	978	931
18H,6-24	960	1023	905	740	957	974	1019	987	940
24H,0-24	976	1033	916	751	960	986	1028	997	950
Am	08:00	08:00	10:00	11:00	08:00	08:00	08:00		
Peak	104	119	111	123	127	126	103		
Pm	16:00	16:00	12:00	12:00	15:00	16:00	17:00		
Peak	94	93	76	97	77	80	93		

12092	BIDEFORD		Site No: 12092002	Location	Site 2 - Unnamed Rd, Bideford				
			Channel: Northbound						
TIME PERIOD	Thu	Fri	Sat	Sun	Mon	Tue	Wed	5-Day	7-Day
	02/03/23	03/03/23	04/03/23	05/03/23	06/03/23	07/03/23	08/03/23	Av	Av



TIME PERIOD	TOTAL VEHICLES	MOTOR-CYCLES	CARS OR CAR-BASED LGV	LIGHT GOODS VEHICLES	BUSES	TWO AXLE, SIX TYRE, RIGID/BUSES	THREE AXLE RIGID	FOUR OR MORE AXLE RIGID	FOUR OR LESS AXLE ARTIC	FIVE AXLE ARTIC	SIX OR MORE AXLE ARTIC	FIVE OR LESS AXLE MULTI-TRAILER ARTIC	SIX AXLE MULTI-TRAILER ARTIC	SEVEN OR MORE AXLE ARTIC
Thu 02-Mar-23														
00:00	1	0	1	0	0	0	0	0	0	0	0	0	0	0
01:00	3	0	2	1	0	0	0	0	0	0	0	0	0	0
02:00	2	0	2	0	0	0	0	0	0	0	0	0	0	0
03:00	0	0	0	0	0	0	0	0	0	0	0	0	0	0
04:00	2	0	2	0	0	0	0	0	0	0	0	0	0	0
05:00	0	0	0	0	0	0	0	0	0	0	0	0	0	0
06:00	9	0	7	2	0	0	0	0	0	0	0	0	0	0
07:00	51	1	39	11	0	0	0	0	0	0	0	0	0	0
08:00	59	0	43	14	0	0	1	0	0	0	0	1	0	0
09:00	57	0	49	5	0	1	0	0	2	0	0	0	0	0
10:00	53	0	43	9	0	0	1	0	0	0	0	0	0	0
11:00	62	0	56	4	0	0	2	0	0	0	0	0	0	0
12:00	73	0	65	7	0	0	1	0	0	0	0	0	0	0
13:00	64	2	55	7	0	0	0	0	0	0	0	0	0	0
14:00	70	0	62	6	0	0	1	0	1	0	0	0	0	0
15:00	79	1	66	8	0	0	2	0	1	0	0	1	0	0
16:00	81	1	72	7	0	0	1	0	0	0	0	0	0	0
17:00	78	0	73	5	0	0	0	0	0	0	0	0	0	0
18:00	80	0	73	4	0	1	2	0	0	0	0	0	0	0
19:00	40	1	39	0	0	0	0	0	0	0	0	0	0	0
20:00	32	0	27	3	0	0	2	0	0	0	0	0	0	0
21:00	22	0	20	1	0	0	1	0	0	0	0	0	0	0
22:00	18	0	17	1	0	0	0	0	0	0	0	0	0	0
23:00	4	0	4	0	0	0	0	0	0	0	0	0	0	0
12H,7-19	807	5	696	87	0	2	11	0	4	0	0	2	0	0
16H,6-22	910	6	789	93	0	2	14	0	4	0	0	2	0	0
18H,6-24	932	6	810	94	0	2	14	0	4	0	0	2	0	0
24H,0-24	940	6	817	95	0	2	14	0	4	0	0	2	0	0

TIME PERIOD	TOTAL VEHICLES	MOTOR-CYCLES	CARS OR CAR-BASED LGV	LIGHT GOODS VEHICLES	BUSES	TWO AXLE, SIX TYRE, RIGID/BUSES	THREE AXLE RIGID	FOUR OR MORE AXLE RIGID	FOUR OR LESS AXLE ARTIC	FIVE AXLE ARTIC	SIX OR MORE AXLE ARTIC	FIVE OR LESS AXLE MULTI-TRAILER ARTIC	SIX AXLE MULTI-TRAILER ARTIC	SEVEN OR MORE AXLE ARTIC
Fri 03-Mar-23														
00:00	1	0	1	0	0	0	0	0	0	0	0	0	0	0
01:00	1	0	0	1	0	0	0	0	0	0	0	0	0	0
02:00	0	0	0	0	0	0	0	0	0	0	0	0	0	0
03:00	0	0	0	0	0	0	0	0	0	0	0	0	0	0
04:00	0	0	0	0	0	0	0	0	0	0	0	0	0	0
05:00	0	0	0	0	0	0	0	0	0	0	0	0	0	0
06:00	4	0	3	1	0	0	0	0	0	0	0	0	0	0
07:00	57	0	44	11	0	0	2	0	0	0	0	0	0	0
08:00	57	0	45	11	0	0	1	0	0	0	0	0	0	0
09:00	50	0	48	2	0	0	0	0	0	0	0	0	0	0
10:00	60	0	52	6	0	0	2	0	0	0	0	0	0	0
11:00	52	0	47	4	0	1	0	0	0	0	0	0	0	0
12:00	75	0	72	3	0	0	0	0	0	0	0	0	0	0
13:00	61	0	57	3	0	0	1	0	0	0	0	0	0	0
14:00	68	0	61	5	0	0	2	0	0	0	0	0	0	0
15:00	68	0	63	3	0	0	2	0	0	0	0	0	0	0
16:00	103	1	95	7	0	0	0	0	0	0	0	0	0	0
17:00	68	0	60	5	0	0	3	0	0	0	0	0	0	0
18:00	67	0	61	4	0	0	1	0	0	0	1	0	0	0
19:00	36	0	29	4	0	0	1	0	2	0	0	0	0	0
20:00	29	0	26	2	0	0	1	0	0	0	0	0	0	0
21:00	30	1	27	2	0	0	0	0	0	0	0	0	0	0
22:00	9	0	9	0	0	0	0	0	0	0	0	0	0	0
23:00	8	0	8	0	0	0	0	0	0	0	0	0	0	0
12H,7-19	786	1	705	64	0	1	14	0	0	0	1	0	0	0
16H,6-22	885	2	790	73	0	1	16	0	2	0	1	0	0	0
18H,6-24	902	2	807	73	0	1	16	0	2	0	1	0	0	0
24H,0-24	904	2	808	74	0	1	16	0	2	0	1	0	0	0

TIME PERIOD	TOTAL VEHICLES	MOTOR-CYCLES	CARS OR CAR-BASED LGV	LIGHT GOODS VEHICLES	BUSES	TWO AXLE, SIX TYRE, RIGID/BUSES	THREE AXLE RIGID	FOUR OR MORE AXLE RIGID	FOUR OR LESS AXLE ARTIC	FIVE AXLE ARTIC	SIX OR MORE AXLE ARTIC	FIVE OR LESS AXLE MULTI-TRAILER ARTIC	SIX AXLE MULTI-TRAILER ARTIC	SEVEN OR MORE AXLE ARTIC
Sat 04-Mar-23														
00:00	5	0	3	1	0	0	1	0	0	0	0	0	0	0
01:00	1	0	0	0	0	0	1	0	0	0	0	0	0	0
02:00	0	0	0	0	0	0	0	0	0	0	0	0	0	0
03:00	0	0	0	0	0	0	0	0	0	0	0	0	0	0
04:00	0	0	0	0	0	0	0	0	0	0	0	0	0	0
05:00	0	0	0	0	0	0	0	0	0	0	0	0	0	0
06:00	3	0	2	0	0	0	0	0	0	1	0	0	0	0
07:00	16	0	12	4	0	0	0	0	0	0	0	0	0	0
08:00	14	1	10	3	0	0	0	0	0	0	0	0	0	0
09:00	50	4	39	6	0	0	1	0	0	0	0	0	0	0
10:00	61	0	58	2	0	0	1	0	0	0	0	0	0	0
11:00	53	0	51	2	0	0	0	0	0	0	0	0	0	0
12:00	85	0	75	8	0	0	2	0	0	0	0	0	0	0
13:00	70	0	67	3	0	0	0	0	0	0	0	0	0	0
14:00	61	1	55	4	0	0	1	0	0	0	0	0	0	0
15:00	83	1	78	2	0	0	2	0	0	0	0	0	0	0
16:00	65	3	59	3	0	0	0	0	0	0	0	0	0	0
17:00	81	1	75	3	0	0	1	1	0	0	0	0	0	0
18:00	48	0	43	2	0	0	1	2	0	0	0	0	0	0
19:00	30	0	27	3	0	0	0	0	0	0	0	0	0	0
20:00	14	0	13	1	0	0	0	0	0	0	0	0	0	0
21:00	16	0	15	1	0	0	0	0	0	0	0	0	0	0
22:00	13	0	12	0	0	0	1	0	0	0	0	0	0	0
23:00	6	0	6	0	0	0	0	0	0	0	0	0	0	0
12H,7-19	687	11	622	42	0	0	9	3	0	0	0	0	0	0
16H,6-22	750	11	679	47	0	0	9	3	0	1	0	0	0	0
18H,6-24	769	11	697	47	0	0	10	3	0	1	0	0	0	0
24H,0-24	775	11	700	48	0	0	12	3	0	1	0	0	0	0

12092		BIDEFORD				Site No: 12092002		Location Site 2 - Unnamed Rd, Bideford							
Thu 02-Mar-23 to Wed 08-Mar-23						Channel: Southbound									
TIME PERIOD	TOTAL VEHICLES	MOTOR-CYCLES	CARS OR CAR-BASED LGV	LIGHT GOODS VEHICLES	BUSES	TWO AXLE, SIX TYRE, RIGID/BUSES	THREE AXLE RIGID	FOUR OR MORE AXLE RIGID	FOUR OR LESS AXLE ARTIC	FIVE AXLE ARTIC	SIX OR MORE AXLE ARTIC	FIVE OR LESS AXLE MULTI-TRAILER ARTIC	SIX AXLE MULTI-TRAILER ARTIC	SEVEN OR MORE AXLE ARTIC	
Sun 05-Mar-23															
00:00	4	0	3	1	0	0	0	0	0	0	0	0	0	0	0
01:00	2	0	2	0	0	0	0	0	0	0	0	0	0	0	0
02:00	0	0	0	0	0	0	0	0	0	0	0	0	0	0	0
03:00	0	0	0	0	0	0	0	0	0	0	0	0	0	0	0
04:00	1	0	1	0	0	0	0	0	0	0	0	0	0	0	0
05:00	2	0	1	1	0	0	0	0	0	0	0	0	0	0	0
06:00	1	0	1	0	0	0	0	0	0	0	0	0	0	0	0
07:00	5	0	5	0	0	0	0	0	0	0	0	0	0	0	0
08:00	12	0	10	2	0	0	0	0	0	0	0	0	0	0	0
09:00	19	1	16	1	0	0	1	0	0	0	0	0	0	0	0
10:00	55	0	52	2	0	0	1	0	0	0	0	0	0	0	0
11:00	60	0	52	8	0	0	0	0	0	0	0	0	0	0	0
12:00	93	1	89	3	0	0	0	0	0	0	0	0	0	0	0
13:00	62	0	54	6	0	0	1	0	1	0	0	0	0	0	0
14:00	71	0	65	5	0	0	1	0	0	0	0	0	0	0	0
15:00	79	0	76	3	0	0	0	0	0	0	0	0	0	0	0
16:00	44	0	42	1	0	0	1	0	0	0	0	0	0	0	0
17:00	40	1	37	1	0	0	1	0	0	0	0	0	0	0	0
18:00	39	0	37	2	0	0	0	0	0	0	0	0	0	0	0
19:00	22	0	21	1	0	0	0	0	0	0	0	0	0	0	0
20:00	14	1	11	2	0	0	0	0	0	0	0	0	0	0	0
21:00	11	0	10	1	0	0	0	0	0	0	0	0	0	0	0
22:00	6	0	6	0	0	0	0	0	0	0	0	0	0	0	0
23:00	3	0	3	0	0	0	0	0	0	0	0	0	0	0	0
12H,7-19	579	3	535	34	0	0	6	0	1	0	0	0	0	0	0
16H,6-22	627	4	578	38	0	0	6	0	1	0	0	0	0	0	0
18H,6-24	636	4	587	38	0	0	6	0	1	0	0	0	0	0	0
24H,0-24	645	4	594	40	0	0	6	0	1	0	0	0	0	0	0

TIME PERIOD	TOTAL VEHICLES	MOTOR-CYCLES	CARS OR CAR-BASED LGV	LIGHT GOODS VEHICLES	BUSES	TWO AXLE, SIX TYRE, RIGID/BUSES	THREE AXLE RIGID	FOUR OR MORE AXLE RIGID	FOUR OR LESS AXLE ARTIC	FIVE AXLE ARTIC	SIX OR MORE AXLE ARTIC	FIVE OR LESS AXLE MULTI-TRAILER ARTIC	SIX AXLE MULTI-TRAILER ARTIC	SEVEN OR MORE AXLE ARTIC
Mon 06-Mar-23														
00:00	1	0	1	0	0	0	0	0	0	0	0	0	0	0
01:00	1	0	1	0	0	0	0	0	0	0	0	0	0	0
02:00	1	0	1	0	0	0	0	0	0	0	0	0	0	0
03:00	0	0	0	0	0	0	0	0	0	0	0	0	0	0
04:00	0	0	0	0	0	0	0	0	0	0	0	0	0	0
05:00	0	0	0	0	0	0	0	0	0	0	0	0	0	0
06:00	3	0	3	0	0	0	0	0	0	0	0	0	0	0
07:00	37	0	32	3	0	0	0	0	0	1	1	0	0	0
08:00	54	0	41	11	0	0	1	0	0	0	0	1	0	0
09:00	38	2	30	4	0	0	2	0	0	0	0	0	0	0
10:00	43	0	38	4	0	1	0	0	0	0	0	0	0	0
11:00	60	1	55	4	0	0	0	0	0	0	0	0	0	0
12:00	68	0	60	6	0	0	2	0	0	0	0	0	0	0
13:00	60	0	50	7	0	0	3	0	0	0	0	0	0	0
14:00	62	2	55	5	0	0	0	0	0	0	0	0	0	0
15:00	85	1	70	11	0	0	2	0	1	0	0	0	0	0
16:00	103	1	94	6	0	0	1	0	1	0	0	0	0	0
17:00	106	1	96	7	0	0	2	0	0	0	0	0	0	0
18:00	64	0	60	4	0	0	0	0	0	0	0	0	0	0
19:00	39	0	37	2	0	0	0	0	0	0	0	0	0	0
20:00	20	0	17	2	0	0	1	0	0	0	0	0	0	0
21:00	23	0	22	0	0	0	1	0	0	0	0	0	0	0
22:00	16	0	15	1	0	0	0	0	0	0	0	0	0	0
23:00	5	0	5	0	0	0	0	0	0	0	0	0	0	0
12H,7-19	780	8	681	72	0	1	13	0	2	1	1	1	0	0
16H,6-22	865	8	760	76	0	1	15	0	2	1	1	1	0	0
18H,6-24	886	8	780	77	0	1	15	0	2	1	1	1	0	0
24H,0-24	889	8	783	77	0	1	15	0	2	1	1	1	0	0

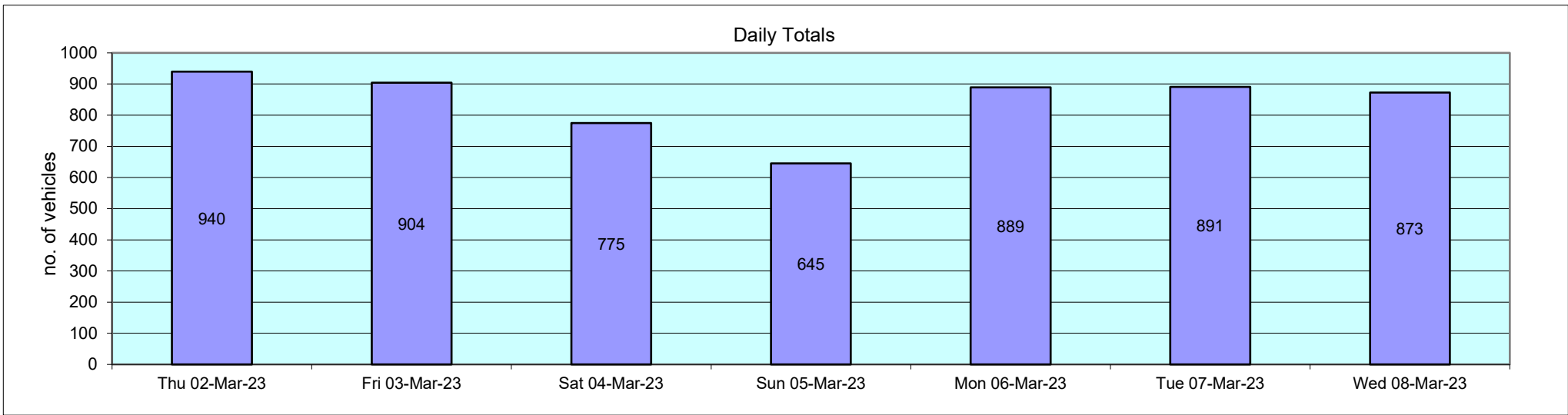
12092 BIDEFORD Site No: 12092002 Location Site 2 - Unnamed Rd, Bideford
 Thu 02-Mar-23 to Wed 08-Mar-23 Channel: Southbound

TIME PERIOD	TOTAL VEHICLES	MOTOR-CYCLES	CARS OR CAR-BASED LGV	LIGHT GOODS VEHICLES	BUSES	TWO AXLE, SIX TYRE, RIGID/BUSES	THREE AXLE RIGID	FOUR OR MORE AXLE RIGID	FOUR OR LESS AXLE ARTIC	FIVE AXLE ARTIC	SIX OR MORE AXLE ARTIC	FIVE OR LESS AXLE MULTI-TRAILER ARTIC	SIX AXLE MULTI-TRAILER ARTIC	SEVEN OR MORE AXLE ARTIC	
Tue 07-Mar-23															
00:00	1	0	1	0	0	0	0	0	0	0	0	0	0	0	
01:00	0	0	0	0	0	0	0	0	0	0	0	0	0	0	
02:00	1	0	1	0	0	0	0	0	0	0	0	0	0	0	
03:00	0	0	0	0	0	0	0	0	0	0	0	0	0	0	
04:00	0	0	0	0	0	0	0	0	0	0	0	0	0	0	
05:00	1	0	1	0	0	0	0	0	0	0	0	0	0	0	
06:00	7	0	6	1	0	0	0	0	0	0	0	0	0	0	
07:00	50	1	38	10	0	0	1	0	0	0	0	0	0	0	
08:00	62	0	53	8	0	1	0	0	0	0	0	0	0	0	
09:00	54	2	41	10	0	0	1	0	0	0	0	0	0	0	
10:00	51	0	45	4	0	0	0	1	0	0	1	0	0	0	
11:00	61	0	50	8	0	1	1	0	1	0	0	0	0	0	
12:00	60	0	53	5	0	0	2	0	0	0	0	0	0	0	
13:00	53	0	51	1	1	0	0	0	0	0	0	0	0	0	
14:00	74	1	63	8	0	0	0	0	1	0	0	1	0	0	
15:00	87	0	77	9	0	0	0	0	1	0	0	0	0	0	
16:00	100	1	88	11	0	0	0	0	0	0	0	0	0	0	
17:00	76	1	69	5	0	0	0	0	1	0	0	0	0	0	
18:00	64	0	58	6	0	0	0	0	0	0	0	0	0	0	
19:00	40	1	37	1	0	0	1	0	0	0	0	0	0	0	
20:00	19	0	19	0	0	0	0	0	0	0	0	0	0	0	
21:00	14	0	11	1	0	0	2	0	0	0	0	0	0	0	
22:00	13	0	13	0	0	0	0	0	0	0	0	0	0	0	
23:00	3	0	3	0	0	0	0	0	0	0	0	0	0	0	
12H,7-19	792	6	686	85	1	2	5	1	4	0	1	1	0	0	
16H,6-22	872	7	759	88	1	2	8	1	4	0	1	1	0	0	
18H,6-24	888	7	775	88	1	2	8	1	4	0	1	1	0	0	
24H,0-24	891	7	778	88	1	2	8	1	4	0	1	1	0	0	

12092		BIDEFORD				Site No: 12092002		Location		Site 2 - Unnamed Rd, Bideford						
Thu 02-Mar-23 to Wed 08-Mar-23		Channel: Southbound														
TIME PERIOD	TOTAL VEHICLES	MOTOR-CYCLES	CARS OR CAR-BASED LGV	LIGHT GOODS VEHICLES	BUSES	TWO AXLE, SIX TYRE, RIGID/BUSES	THREE AXLE RIGID	FOUR OR MORE AXLE RIGID	FOUR OR LESS AXLE ARTIC	FIVE AXLE ARTIC	SIX OR MORE AXLE ARTIC	FIVE OR LESS AXLE MULTI-TRAILER ARTIC	SIX AXLE MULTI-TRAILER ARTIC	SEVEN OR MORE AXLE ARTIC		
Wed 08-Mar-23																
00:00	1	0	0	0	0	0	1	0	0	0	0	0	0	0		
01:00	0	0	0	0	0	0	0	0	0	0	0	0	0	0		
02:00	0	0	0	0	0	0	0	0	0	0	0	0	0	0		
03:00	0	0	0	0	0	0	0	0	0	0	0	0	0	0		
04:00	1	0	0	1	0	0	0	0	0	0	0	0	0	0		
05:00	1	0	1	0	0	0	0	0	0	0	0	0	0	0		
06:00	8	0	5	1	0	0	1	0	0	0	0	1	0	0		
07:00	37	1	26	9	0	0	1	0	0	0	0	0	0	0		
08:00	69	0	61	8	0	0	0	0	0	0	0	0	0	0		
09:00	32	0	27	5	0	0	0	0	0	0	0	0	0	0		
10:00	49	0	43	6	0	0	0	0	0	0	0	0	0	0		
11:00	59	0	52	7	0	0	0	0	0	0	0	0	0	0		
12:00	59	0	52	7	0	0	0	0	0	0	0	0	0	0		
13:00	45	0	38	7	0	0	0	0	0	0	0	0	0	0		
14:00	66	0	54	12	0	0	0	0	0	0	0	0	0	0		
15:00	70	0	61	7	0	0	1	0	1	0	0	0	0	0		
16:00	102	0	91	10	0	0	1	0	0	0	0	0	0	0		
17:00	86	1	76	7	0	0	1	1	0	0	0	0	0	0		
18:00	52	0	47	5	0	0	0	0	0	0	0	0	0	0		
19:00	45	0	43	1	0	0	1	0	0	0	0	0	0	0		
20:00	23	0	21	1	0	1	0	0	0	0	0	0	0	0		
21:00	39	0	35	4	0	0	0	0	0	0	0	0	0	0		
22:00	20	0	17	3	0	0	0	0	0	0	0	0	0	0		
23:00	9	0	9	0	0	0	0	0	0	0	0	0	0	0		
12H,7-19	726	2	628	90	0	0	4	1	1	0	0	0	0	0		
16H,6-22	841	2	732	97	0	1	6	1	1	0	0	1	0	0		
18H,6-24	870	2	758	100	0	1	6	1	1	0	0	1	0	0		
24H,0-24	873	2	759	101	0	1	7	1	1	0	0	1	0	0		

12092 BIDEFORD Site No: 12092002 Location Site 2 - Unnamed Rd, Bideford
 Thu 02-Mar-23 to Wed 08-Mar-23 Channel: Southbound

TIME PERIOD	TOTAL VEHICLES	MOTOR-CYCLES	CARS OR CAR-BASED LGV	LIGHT GOODS VEHICLES	BUSES	TWO AXLE, SIX TYRE, RIGID/BUSES	THREE AXLE RIGID	FOUR OR MORE AXLE RIGID	FOUR OR LESS AXLE ARTIC	FIVE AXLE ARTIC	SIX OR MORE AXLE ARTIC	FIVE OR LESS AXLE MULTI-TRAILER ARTIC	SIX AXLE MULTI-TRAILER ARTIC	SEVEN OR MORE AXLE ARTIC	
Daily Totals															
Thu 02-Mar-23	940	6	817	95	0	2	14	0	4	0	0	2	0	0	
Fri 03-Mar-23	904	2	808	74	0	1	16	0	2	0	1	0	0	0	
Sat 04-Mar-23	775	11	700	48	0	0	12	3	0	1	0	0	0	0	
Sun 05-Mar-23	645	4	594	40	0	0	6	0	1	0	0	0	0	0	
Mon 06-Mar-23	889	8	783	77	0	1	15	0	2	1	1	1	0	0	
Tue 07-Mar-23	891	7	778	88	1	2	8	1	4	0	1	1	0	0	
Wed 08-Mar-23	873	2	759	101	0	1	7	1	1	0	0	1	0	0	
Total Vehicles															
[--]	5917	40	5239	523	1	7	78	5	14	2	3	5	0	0	



12092 BIDEFORD Site No: 12092002 Location Site 2 - Unnamed Rd, Bideford
 Thu 02-Mar-23 to Wed 08-Mar-23 Channel: Southbound

TIME PERIOD	TOTAL VEHICLES	MOTOR-CYCLES	MOTOR-CYCLES%	CARS	CARS %	LGV	LGV %	HGV	HGV %	BUS	BUS %
Thu 02-Mar-23											
00:00	1	0	0.0	1	100.0	0	0.0	0	0.0	0	0.0
01:00	3	0	0.0	2	66.7	1	33.3	0	0.0	0	0.0
02:00	2	0	0.0	2	100.0	0	0.0	0	0.0	0	0.0
03:00	0	0	-	0	-	0	-	0	-	0	-
04:00	2	0	0.0	2	100.0	0	0.0	0	0.0	0	0.0
05:00	0	0	-	0	-	0	-	0	-	0	-
06:00	9	0	0.0	7	77.8	2	22.2	0	0.0	0	0.0
07:00	51	1	2.0	39	76.5	11	21.6	0	0.0	0	0.0
08:00	59	0	0.0	43	72.9	14	23.7	2	3.4	0	0.0
09:00	57	0	0.0	49	86.0	5	8.8	3	5.3	0	0.0
10:00	53	0	0.0	43	81.1	9	17.0	1	1.9	0	0.0
11:00	62	0	0.0	56	90.3	4	6.5	2	3.2	0	0.0
12:00	73	0	0.0	65	89.0	7	9.6	1	1.4	0	0.0
13:00	64	2	3.1	55	85.9	7	10.9	0	0.0	0	0.0
14:00	70	0	0.0	62	88.6	6	8.6	2	2.9	0	0.0
15:00	79	1	1.3	66	83.5	8	10.1	4	5.1	0	0.0
16:00	81	1	1.2	72	88.9	7	8.6	1	1.2	0	0.0
17:00	78	0	0.0	73	93.6	5	6.4	0	0.0	0	0.0
18:00	80	0	0.0	73	91.3	4	5.0	3	3.8	0	0.0
19:00	40	1	2.5	39	97.5	0	0.0	0	0.0	0	0.0
20:00	32	0	0.0	27	84.4	3	9.4	2	6.3	0	0.0
21:00	22	0	0.0	20	90.9	1	4.6	1	4.6	0	0.0
22:00	18	0	0.0	17	94.4	1	5.6	0	0.0	0	0.0
23:00	4	0	0.0	4	100.0	0	0.0	0	0.0	0	0.0
12H,7-19	807	5	0.6	696	86.3	87	10.8	19	2.4	0	0.0
16H,6-22	910	6	0.7	789	86.7	93	10.2	22	2.4	0	0.0
18H,6-24	932	6	0.6	810	86.9	94	10.1	22	2.4	0	0.0
24H,0-24	940	6	0.6	817	86.9	95	10.1	22	2.3	0	0.0

12092 BIDEFORD Site No: 12092002 Location Site 2 - Unnamed Rd, Bideford
 Thu 02-Mar-23 to Wed 08-Mar-23 Channel: Southbound

TIME PERIOD	TOTAL VEHICLES	MOTOR-CYCLES	MOTOR-CYCLES%	CARS	CARS %	LGV	LGV %	HGV	HGV %	BUS	BUS %
Fri 03-Mar-23											
00:00	1	0	0.0	1	100.0	0	0.0	0	0.0	0	0.0
01:00	1	0	0.0	0	0.0	1	100.0	0	0.0	0	0.0
02:00	0	0	-	0	-	0	-	0	-	0	-
03:00	0	0	-	0	-	0	-	0	-	0	-
04:00	0	0	-	0	-	0	-	0	-	0	-
05:00	0	0	-	0	-	0	-	0	-	0	-
06:00	4	0	0.0	3	75.0	1	25.0	0	0.0	0	0.0
07:00	57	0	0.0	44	77.2	11	19.3	2	3.5	0	0.0
08:00	57	0	0.0	45	79.0	11	19.3	1	1.8	0	0.0
09:00	50	0	0.0	48	96.0	2	4.0	0	0.0	0	0.0
10:00	60	0	0.0	52	86.7	6	10.0	2	3.3	0	0.0
11:00	52	0	0.0	47	90.4	4	7.7	1	1.9	0	0.0
12:00	75	0	0.0	72	96.0	3	4.0	0	0.0	0	0.0
13:00	61	0	0.0	57	93.4	3	4.9	1	1.6	0	0.0
14:00	68	0	0.0	61	89.7	5	7.4	2	2.9	0	0.0
15:00	68	0	0.0	63	92.7	3	4.4	2	2.9	0	0.0
16:00	103	1	1.0	95	92.2	7	6.8	0	0.0	0	0.0
17:00	68	0	0.0	60	88.2	5	7.4	3	4.4	0	0.0
18:00	67	0	0.0	61	91.0	4	6.0	2	3.0	0	0.0
19:00	36	0	0.0	29	80.6	4	11.1	3	8.3	0	0.0
20:00	29	0	0.0	26	89.7	2	6.9	1	3.5	0	0.0
21:00	30	1	3.3	27	90.0	2	6.7	0	0.0	0	0.0
22:00	9	0	0.0	9	100.0	0	0.0	0	0.0	0	0.0
23:00	8	0	0.0	8	100.0	0	0.0	0	0.0	0	0.0
12H,7-19	786	1	0.1	705	89.7	64	8.1	16	2.0	0	0.0
16H,6-22	885	2	0.2	790	89.3	73	8.3	20	2.3	0	0.0
18H,6-24	902	2	0.2	807	89.5	73	8.1	20	2.2	0	0.0
24H,0-24	904	2	0.2	808	89.4	74	8.2	20	2.2	0	0.0

12092 BIDEFORD Site No: 12092002 Location Site 2 - Unnamed Rd, Bideford
 Thu 02-Mar-23 to Wed 08-Mar-23 Channel: Southbound

TIME PERIOD	TOTAL VEHICLES	MOTOR-CYCLES	MOTOR-CYCLES%	CARS	CARS %	LGV	LGV %	HGV	HGV %	BUS	BUS %
Sat 04-Mar-23											
00:00	5	0	0.0	3	60.0	1	20.0	1	20.0	0	0.0
01:00	1	0	0.0	0	0.0	0	0.0	1	100.0	0	0.0
02:00	0	0	-	0	-	0	-	0	-	0	-
03:00	0	0	-	0	-	0	-	0	-	0	-
04:00	0	0	-	0	-	0	-	0	-	0	-
05:00	0	0	-	0	-	0	-	0	-	0	-
06:00	3	0	0.0	2	66.7	0	0.0	1	33.3	0	0.0
07:00	16	0	0.0	12	75.0	4	25.0	0	0.0	0	0.0
08:00	14	1	7.1	10	71.4	3	21.4	0	0.0	0	0.0
09:00	50	4	8.0	39	78.0	6	12.0	1	2.0	0	0.0
10:00	61	0	0.0	58	95.1	2	3.3	1	1.6	0	0.0
11:00	53	0	0.0	51	96.2	2	3.8	0	0.0	0	0.0
12:00	85	0	0.0	75	88.2	8	9.4	2	2.4	0	0.0
13:00	70	0	0.0	67	95.7	3	4.3	0	0.0	0	0.0
14:00	61	1	1.6	55	90.2	4	6.6	1	1.6	0	0.0
15:00	83	1	1.2	78	94.0	2	2.4	2	2.4	0	0.0
16:00	65	3	4.6	59	90.8	3	4.6	0	0.0	0	0.0
17:00	81	1	1.2	75	92.6	3	3.7	2	2.5	0	0.0
18:00	48	0	0.0	43	89.6	2	4.2	3	6.3	0	0.0
19:00	30	0	0.0	27	90.0	3	10.0	0	0.0	0	0.0
20:00	14	0	0.0	13	92.9	1	7.1	0	0.0	0	0.0
21:00	16	0	0.0	15	93.8	1	6.3	0	0.0	0	0.0
22:00	13	0	0.0	12	92.3	0	0.0	1	7.7	0	0.0
23:00	6	0	0.0	6	100.0	0	0.0	0	0.0	0	0.0
12H,7-19	687	11	1.6	622	90.5	42	6.1	12	1.8	0	0.0
16H,6-22	750	11	1.5	679	90.5	47	6.3	13	1.7	0	0.0
18H,6-24	769	11	1.4	697	90.6	47	6.1	14	1.8	0	0.0
24H,0-24	775	11	1.4	700	90.3	48	6.2	16	2.1	0	0.0

TIME PERIOD	TOTAL VEHICLES	MOTOR-CYCLES	MOTOR-CYCLES%	CARS	CARS %	LGV	LGV %	HGV	HGV %	BUS	BUS %
Sun 05-Mar-23											
00:00	4	0	0.0	3	75.0	1	25.0	0	0.0	0	0.0
01:00	2	0	0.0	2	100.0	0	0.0	0	0.0	0	0.0
02:00	0	0	-	0	-	0	-	0	-	0	-
03:00	0	0	-	0	-	0	-	0	-	0	-
04:00	1	0	0.0	1	100.0	0	0.0	0	0.0	0	0.0
05:00	2	0	0.0	1	50.0	1	50.0	0	0.0	0	0.0
06:00	1	0	0.0	1	100.0	0	0.0	0	0.0	0	0.0
07:00	5	0	0.0	5	100.0	0	0.0	0	0.0	0	0.0
08:00	12	0	0.0	10	83.3	2	16.7	0	0.0	0	0.0
09:00	19	1	5.3	16	84.2	1	5.3	1	5.3	0	0.0
10:00	55	0	0.0	52	94.6	2	3.6	1	1.8	0	0.0
11:00	60	0	0.0	52	86.7	8	13.3	0	0.0	0	0.0
12:00	93	1	1.1	89	95.7	3	3.2	0	0.0	0	0.0
13:00	62	0	0.0	54	87.1	6	9.7	2	3.2	0	0.0
14:00	71	0	0.0	65	91.6	5	7.0	1	1.4	0	0.0
15:00	79	0	0.0	76	96.2	3	3.8	0	0.0	0	0.0
16:00	44	0	0.0	42	95.5	1	2.3	1	2.3	0	0.0
17:00	40	1	2.5	37	92.5	1	2.5	1	2.5	0	0.0
18:00	39	0	0.0	37	94.9	2	5.1	0	0.0	0	0.0
19:00	22	0	0.0	21	95.5	1	4.6	0	0.0	0	0.0
20:00	14	1	7.1	11	78.6	2	14.3	0	0.0	0	0.0
21:00	11	0	0.0	10	90.9	1	9.1	0	0.0	0	0.0
22:00	6	0	0.0	6	100.0	0	0.0	0	0.0	0	0.0
23:00	3	0	0.0	3	100.0	0	0.0	0	0.0	0	0.0
12H,7-19	579	3	0.5	535	92.4	34	5.9	7	1.2	0	0.0
16H,6-22	627	4	0.6	578	92.2	38	6.1	7	1.1	0	0.0
18H,6-24	636	4	0.6	587	92.3	38	6.0	7	1.1	0	0.0
24H,0-24	645	4	0.6	594	92.1	40	6.2	7	1.1	0	0.0

12092 BIDEFORD Site No: 12092002 Location Site 2 - Unnamed Rd, Bideford
 Thu 02-Mar-23 to Wed 08-Mar-23 Channel: Southbound

TIME PERIOD	TOTAL VEHICLES	MOTOR-CYCLES	MOTOR-CYCLES%	CARS	CARS %	LGV	LGV %	HGV	HGV %	BUS	BUS %
Mon 06-Mar-23											
00:00	1	0	0.0	1	100.0	0	0.0	0	0.0	0	0.0
01:00	1	0	0.0	1	100.0	0	0.0	0	0.0	0	0.0
02:00	1	0	0.0	1	100.0	0	0.0	0	0.0	0	0.0
03:00	0	0	-	0	-	0	-	0	-	0	-
04:00	0	0	-	0	-	0	-	0	-	0	-
05:00	0	0	-	0	-	0	-	0	-	0	-
06:00	3	0	0.0	3	100.0	0	0.0	0	0.0	0	0.0
07:00	37	0	0.0	32	86.5	3	8.1	2	5.4	0	0.0
08:00	54	0	0.0	41	75.9	11	20.4	2	3.7	0	0.0
09:00	38	2	5.3	30	79.0	4	10.5	2	5.3	0	0.0
10:00	43	0	0.0	38	88.4	4	9.3	1	2.3	0	0.0
11:00	60	1	1.7	55	91.7	4	6.7	0	0.0	0	0.0
12:00	68	0	0.0	60	88.2	6	8.8	2	2.9	0	0.0
13:00	60	0	0.0	50	83.3	7	11.7	3	5.0	0	0.0
14:00	62	2	3.2	55	88.7	5	8.1	0	0.0	0	0.0
15:00	85	1	1.2	70	82.4	11	12.9	3	3.5	0	0.0
16:00	103	1	1.0	94	91.3	6	5.8	2	1.9	0	0.0
17:00	106	1	0.9	96	90.6	7	6.6	2	1.9	0	0.0
18:00	64	0	0.0	60	93.8	4	6.3	0	0.0	0	0.0
19:00	39	0	0.0	37	94.9	2	5.1	0	0.0	0	0.0
20:00	20	0	0.0	17	85.0	2	10.0	1	5.0	0	0.0
21:00	23	0	0.0	22	95.7	0	0.0	1	4.4	0	0.0
22:00	16	0	0.0	15	93.8	1	6.3	0	0.0	0	0.0
23:00	5	0	0.0	5	100.0	0	0.0	0	0.0	0	0.0
12H,7-19	780	8	1.0	681	87.3	72	9.2	19	2.4	0	0.0
16H,6-22	865	8	0.9	760	87.9	76	8.8	21	2.4	0	0.0
18H,6-24	886	8	0.9	780	88.0	77	8.7	21	2.4	0	0.0
24H,0-24	889	8	0.9	783	88.1	77	8.7	21	2.4	0	0.0

12092 BIDEFORD Site No: 12092002 Location Site 2 - Unnamed Rd, Bideford
 Thu 02-Mar-23 to Wed 08-Mar-23 Channel: Southbound

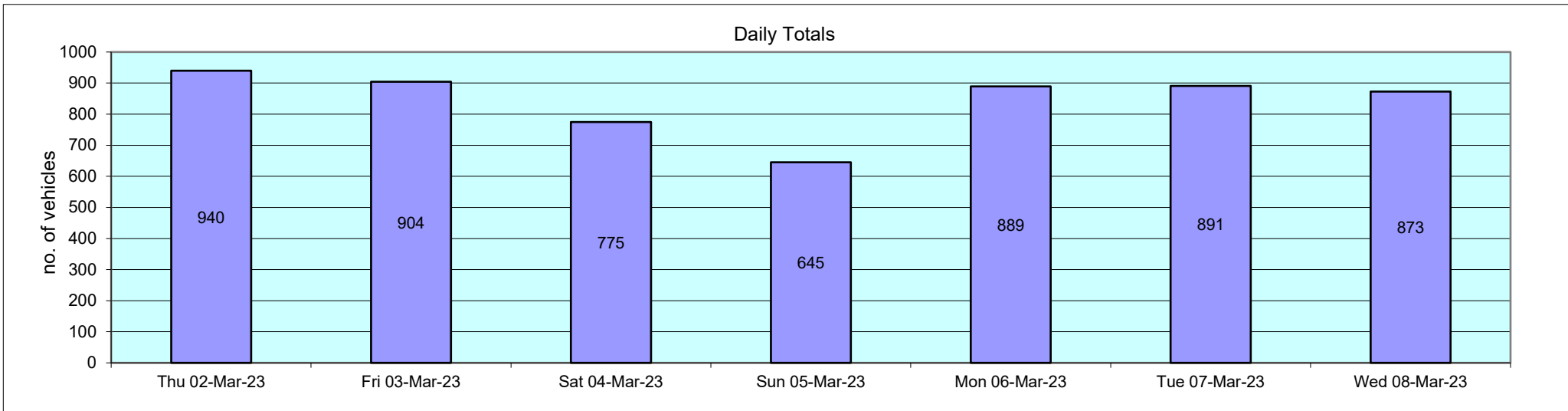
TIME PERIOD	TOTAL VEHICLES	MOTOR-CYCLES	MOTOR-CYCLES%	CARS	CARS %	LGV	LGV %	HGV	HGV %	BUS	BUS %
Tue 07-Mar-23											
00:00	1	0	0.0	1	100.0	0	0.0	0	0.0	0	0.0
01:00	0	0	-	0	-	0	-	0	-	0	-
02:00	1	0	0.0	1	100.0	0	0.0	0	0.0	0	0.0
03:00	0	0	-	0	-	0	-	0	-	0	-
04:00	0	0	-	0	-	0	-	0	-	0	-
05:00	1	0	0.0	1	100.0	0	0.0	0	0.0	0	0.0
06:00	7	0	0.0	6	85.7	1	14.3	0	0.0	0	0.0
07:00	50	1	2.0	38	76.0	10	20.0	1	2.0	0	0.0
08:00	62	0	0.0	53	85.5	8	12.9	1	1.6	0	0.0
09:00	54	2	3.7	41	75.9	10	18.5	1	1.9	0	0.0
10:00	51	0	0.0	45	88.2	4	7.8	2	3.9	0	0.0
11:00	61	0	0.0	50	82.0	8	13.1	3	4.9	0	0.0
12:00	60	0	0.0	53	88.3	5	8.3	2	3.3	0	0.0
13:00	53	0	0.0	51	96.2	1	1.9	0	0.0	1	1.9
14:00	74	1	1.4	63	85.1	8	10.8	2	2.7	0	0.0
15:00	87	0	0.0	77	88.5	9	10.3	1	1.2	0	0.0
16:00	100	1	1.0	88	88.0	11	11.0	0	0.0	0	0.0
17:00	76	1	1.3	69	90.8	5	6.6	1	1.3	0	0.0
18:00	64	0	0.0	58	90.6	6	9.4	0	0.0	0	0.0
19:00	40	1	2.5	37	92.5	1	2.5	1	2.5	0	0.0
20:00	19	0	0.0	19	100.0	0	0.0	0	0.0	0	0.0
21:00	14	0	0.0	11	78.6	1	7.1	2	14.3	0	0.0
22:00	13	0	0.0	13	100.0	0	0.0	0	0.0	0	0.0
23:00	3	0	0.0	3	100.0	0	0.0	0	0.0	0	0.0
12H,7-19	792	6	0.8	686	86.6	85	10.7	14	1.8	1	0.1
16H,6-22	872	7	0.8	759	87.0	88	10.1	17	2.0	1	0.1
18H,6-24	888	7	0.8	775	87.3	88	9.9	17	1.9	1	0.1
24H,0-24	891	7	0.8	778	87.3	88	9.9	17	1.9	1	0.1

12092 BIDEFORD Site No: 12092002 Location Site 2 - Unnamed Rd, Bideford
 Thu 02-Mar-23 to Wed 08-Mar-23 Channel: Southbound

TIME PERIOD	TOTAL VEHICLES	MOTOR-CYCLES	MOTOR-CYCLES%	CARS	CARS %	LGV	LGV %	HGV	HGV %	BUS	BUS %
Wed 08-Mar-23											
00:00	1	0	0.0	0	0.0	0	0.0	1	100.0	0	0.0
01:00	0	0	-	0	-	0	-	0	-	0	-
02:00	0	0	-	0	-	0	-	0	-	0	-
03:00	0	0	-	0	-	0	-	0	-	0	-
04:00	1	0	0.0	0	0.0	1	100.0	0	0.0	0	0.0
05:00	1	0	0.0	1	100.0	0	0.0	0	0.0	0	0.0
06:00	8	0	0.0	5	62.5	1	12.5	2	25.0	0	0.0
07:00	37	1	2.7	26	70.3	9	24.3	1	2.7	0	0.0
08:00	69	0	0.0	61	88.4	8	11.6	0	0.0	0	0.0
09:00	32	0	0.0	27	84.4	5	15.6	0	0.0	0	0.0
10:00	49	0	0.0	43	87.8	6	12.2	0	0.0	0	0.0
11:00	59	0	0.0	52	88.1	7	11.9	0	0.0	0	0.0
12:00	59	0	0.0	52	88.1	7	11.9	0	0.0	0	0.0
13:00	45	0	0.0	38	84.4	7	15.6	0	0.0	0	0.0
14:00	66	0	0.0	54	81.8	12	18.2	0	0.0	0	0.0
15:00	70	0	0.0	61	87.1	7	10.0	2	2.9	0	0.0
16:00	102	0	0.0	91	89.2	10	9.8	1	1.0	0	0.0
17:00	86	1	1.2	76	88.4	7	8.1	2	2.3	0	0.0
18:00	52	0	0.0	47	90.4	5	9.6	0	0.0	0	0.0
19:00	45	0	0.0	43	95.6	1	2.2	1	2.2	0	0.0
20:00	23	0	0.0	21	91.3	1	4.4	1	4.4	0	0.0
21:00	39	0	0.0	35	89.7	4	10.3	0	0.0	0	0.0
22:00	20	0	0.0	17	85.0	3	15.0	0	0.0	0	0.0
23:00	9	0	0.0	9	100.0	0	0.0	0	0.0	0	0.0
12H,7-19	726	2	0.3	628	86.5	90	12.4	6	0.8	0	0.0
16H,6-22	841	2	0.2	732	87.0	97	11.5	10	1.2	0	0.0
18H,6-24	870	2	0.2	758	87.1	100	11.5	10	1.2	0	0.0
24H,0-24	873	2	0.2	759	86.9	101	11.6	11	1.3	0	0.0

12092 BIDEFORD Site No: 12092002 Location Site 2 - Unnamed Rd, Bideford
 Thu 02-Mar-23 to Wed 08-Mar-23 Channel: Southbound

TIME PERIOD	TOTAL VEHICLES	MOTOR-CYCLES	MOTOR-CYCLES%	CARS	CARS %	LGV	LGV %	HGV	HGV %	BUS	BUS %
Daily Totals											
Thu 02-Mar-23	940	6	0.6	817	86.9	95	10.1	22	2.3	0	0.0
Fri 03-Mar-23	904	2	0.2	808	89.4	74	8.2	20	2.2	0	0.0
Sat 04-Mar-23	775	11	1.4	700	90.3	48	6.2	16	2.1	0	0.0
Sun 05-Mar-23	645	4	0.6	594	92.1	40	6.2	7	1.1	0	0.0
Mon 06-Mar-23	889	8	0.9	783	88.1	77	8.7	21	2.4	0	0.0
Tue 07-Mar-23	891	7	0.8	778	87.3	88	9.9	17	1.9	1	0.1
Wed 08-Mar-23	873	2	0.2	759	86.9	101	11.6	11	1.3	0	0.0
Total Vehicles											
[--]	5917	40	0.7	5239	88.7	523	8.7	114	1.9	1	0.0



12092 BIDEFORD Site No: 12092002 Location Site 2 - Unnamed Rd, Bideford
 Thu 02-Mar-23 to Wed 08-Mar-23 Channel: Southbound

Time Period	Total Vehicles	85%ile Speed	Mean Speed	Stand Dev.	<11Mph	11-<21	21-<31	31-<41	41-<46	46-<51	51-<56	56-<61	61-<66	66-<71	71-<76	=>76
Thu 02-Mar-23																
00:00	1	-	26	-	0	0	1	0	0	0	0	0	0	0	0	0
01:00	3	-	32.7	6.3	0	0	1	2	0	0	0	0	0	0	0	0
02:00	2	-	31	7.1	0	0	1	1	0	0	0	0	0	0	0	0
03:00	0	-	-	-	0	0	0	0	0	0	0	0	0	0	0	0
04:00	2	-	31	7.1	0	0	1	1	0	0	0	0	0	0	0	0
05:00	0	-	-	-	0	0	0	0	0	0	0	0	0	0	0	0
06:00	9	-	31.6	6.1	0	0	4	5	0	0	0	0	0	0	0	0
07:00	51	38.4	31.6	6	0	0	23	27	1	0	0	0	0	0	0	0
08:00	59	37.3	29.9	6.3	0	2	32	25	0	0	0	0	0	0	0	0
09:00	57	36.5	29.5	5.6	0	0	37	20	0	0	0	0	0	0	0	0
10:00	53	36	28.8	6.1	0	2	34	17	0	0	0	0	0	0	0	0
11:00	62	31.2	25.4	6.9	0	14	38	10	0	0	0	0	0	0	0	0
12:00	73	36.9	29.4	6.4	1	0	47	23	2	0	0	0	0	0	0	0
13:00	64	37	29.2	6.9	2	1	36	25	0	0	0	0	0	0	0	0
14:00	70	32.5	27.7	5.1	0	1	56	13	0	0	0	0	0	0	0	0
15:00	79	35.1	28.7	5.3	0	0	58	21	0	0	0	0	0	0	0	0
16:00	81	36.8	29.6	5.8	0	1	50	30	0	0	0	0	0	0	0	0
17:00	78	38	31.1	5.8	0	0	38	40	0	0	0	0	0	0	0	0
18:00	80	37.8	30.7	5.9	0	0	43	36	1	0	0	0	0	0	0	0
19:00	40	36.4	29.1	6.5	1	0	25	14	0	0	0	0	0	0	0	0
20:00	32	38.9	31.7	8.2	2	0	9	20	1	0	0	0	0	0	0	0
21:00	22	38.2	31.3	6.4	0	0	11	10	1	0	0	0	0	0	0	0
22:00	18	38.8	32.5	6.3	0	0	7	10	1	0	0	0	0	0	0	0
23:00	4	-	28.5	5.7	0	0	3	1	0	0	0	0	0	0	0	0
12H,7-19	807	36.9	29.3	6.2	3	21	492	287	4	0	0	0	0	0	0	0
16H,6-22	910	37.1	29.5	6.3	6	21	541	336	6	0	0	0	0	0	0	0
18H,6-24	932	37.2	29.5	6.3	6	21	551	347	7	0	0	0	0	0	0	0
24H,0-24	940	37.2	29.5	6.3	6	21	555	351	7	0	0	0	0	0	0	0

12092 BIDEFORD Site No: 12092002 Location Site 2 - Unnamed Rd, Bideford
 Thu 02-Mar-23 to Wed 08-Mar-23 Channel: Southbound

Time Period	Total Vehicles	85%ile Speed	Mean Speed	Stand Dev.	<11Mph	11-<21	21-<31	31-<41	41-<46	46-<51	51-<56	56-<61	61-<66	66-<71	71-<76	=>76
Fri 03-Mar-23																
00:00	1	-	36	-	0	0	0	1	0	0	0	0	0	0	0	0
01:00	1	-	26	-	0	0	1	0	0	0	0	0	0	0	0	0
02:00	0	-	-	-	0	0	0	0	0	0	0	0	0	0	0	0
03:00	0	-	-	-	0	0	0	0	0	0	0	0	0	0	0	0
04:00	0	-	-	-	0	0	0	0	0	0	0	0	0	0	0	0
05:00	0	-	-	-	0	0	0	0	0	0	0	0	0	0	0	0
06:00	4	-	28.5	5.7	0	0	3	1	0	0	0	0	0	0	0	0
07:00	57	38.1	31.4	5.8	0	0	26	31	0	0	0	0	0	0	0	0
08:00	57	37.1	30	5.7	0	0	34	23	0	0	0	0	0	0	0	0
09:00	50	36	28.6	6.3	0	3	31	16	0	0	0	0	0	0	0	0
10:00	60	32.4	27.3	5.5	0	3	46	11	0	0	0	0	0	0	0	0
11:00	52	35.5	28.7	5.7	0	1	36	15	0	0	0	0	0	0	0	0
12:00	75	30.3	26.7	4.5	0	2	66	7	0	0	0	0	0	0	0	0
13:00	61	30.5	27	4.5	0	1	53	7	0	0	0	0	0	0	0	0
14:00	68	32.8	27.8	5.1	0	1	54	13	0	0	0	0	0	0	0	0
15:00	68	37.1	29.9	5.9	0	0	42	25	1	0	0	0	0	0	0	0
16:00	103	36.3	29.3	5.5	0	0	69	34	0	0	0	0	0	0	0	0
17:00	68	37.4	30	6.4	1	0	39	27	1	0	0	0	0	0	0	0
18:00	67	37.6	30.5	6	0	1	35	31	0	0	0	0	0	0	0	0
19:00	36	37.9	31.3	5.8	0	0	17	19	0	0	0	0	0	0	0	0
20:00	29	37.8	31.2	5.9	0	0	14	15	0	0	0	0	0	0	0	0
21:00	30	38.1	31.3	6.2	0	0	15	14	1	0	0	0	0	0	0	0
22:00	9	-	30.4	6.1	0	0	5	4	0	0	0	0	0	0	0	0
23:00	8	-	32.9	9.8	0	1	2	3	2	0	0	0	0	0	0	0
12H,7-19	786	36.2	28.9	5.7	1	12	531	240	2	0	0	0	0	0	0	0
16H,6-22	885	36.5	29.2	5.8	1	12	580	289	3	0	0	0	0	0	0	0
18H,6-24	902	36.6	29.2	5.9	1	13	587	296	5	0	0	0	0	0	0	0
24H,0-24	904	36.6	29.2	5.9	1	13	588	297	5	0	0	0	0	0	0	0

12092 BIDEFORD Site No: 12092002 Location Site 2 - Unnamed Rd, Bideford
 Thu 02-Mar-23 to Wed 08-Mar-23 Channel: Southbound

Time Period	Total Vehicles	85%ile Speed	Mean Speed	Stand Dev.	<11Mph	11-<21	21-<31	31-<41	41-<46	46-<51	51-<56	56-<61	61-<66	66-<71	71-<76	=>76
Sat 04-Mar-23																
00:00	5	-	30	6.2	0	0	3	2	0	0	0	0	0	0	0	0
01:00	1	-	26	-	0	0	1	0	0	0	0	0	0	0	0	0
02:00	0	-	-	-	0	0	0	0	0	0	0	0	0	0	0	0
03:00	0	-	-	-	0	0	0	0	0	0	0	0	0	0	0	0
04:00	0	-	-	-	0	0	0	0	0	0	0	0	0	0	0	0
05:00	0	-	-	-	0	0	0	0	0	0	0	0	0	0	0	0
06:00	3	-	32.7	6.3	0	0	1	2	0	0	0	0	0	0	0	0
07:00	16	37.8	31.6	5.9	0	0	7	9	0	0	0	0	0	0	0	0
08:00	14	36.7	30.3	5.9	0	0	8	6	0	0	0	0	0	0	0	0
09:00	50	33.7	27.8	5.6	0	2	37	11	0	0	0	0	0	0	0	0
10:00	61	37.5	29.9	6.7	0	3	32	25	1	0	0	0	0	0	0	0
11:00	53	32.6	27.2	6	1	2	40	10	0	0	0	0	0	0	0	0
12:00	85	37.4	30	6.2	0	2	48	34	1	0	0	0	0	0	0	0
13:00	70	36.4	29.4	5.6	0	0	46	24	0	0	0	0	0	0	0	0
14:00	61	33.6	28.1	5.1	0	0	48	13	0	0	0	0	0	0	0	0
15:00	83	35.8	28.9	5.7	0	1	58	23	1	0	0	0	0	0	0	0
16:00	65	37.3	30.1	6.6	0	1	38	25	0	0	1	0	0	0	0	0
17:00	81	36.9	29.8	5.7	0	0	50	31	0	0	0	0	0	0	0	0
18:00	48	34.6	28.1	5.8	0	2	34	12	0	0	0	0	0	0	0	0
19:00	30	36.8	30	5.8	0	0	18	12	0	0	0	0	0	0	0	0
20:00	14	37.8	31.7	5.9	0	0	6	8	0	0	0	0	0	0	0	0
21:00	16	36.9	30.4	5.9	0	0	9	7	0	0	0	0	0	0	0	0
22:00	13	36.9	30.6	6	0	0	7	6	0	0	0	0	0	0	0	0
23:00	6	-	34.3	5	0	0	1	5	0	0	0	0	0	0	0	0
12H,7-19	687	36.5	29.1	6	1	13	446	223	3	0	1	0	0	0	0	0
16H,6-22	750	36.7	29.3	6	1	13	480	252	3	0	1	0	0	0	0	0
18H,6-24	769	36.7	29.3	6	1	13	488	263	3	0	1	0	0	0	0	0
24H,0-24	775	36.7	29.3	6	1	13	492	265	3	0	1	0	0	0	0	0

12092 BIDEFORD Site No: 12092002 Location Site 2 - Unnamed Rd, Bideford
 Thu 02-Mar-23 to Wed 08-Mar-23 Channel: Southbound

Time Period	Total Vehicles	85%ile Speed	Mean Speed	Stand Dev.	<11Mph	11-<21	21-<31	31-<41	41-<46	46-<51	51-<56	56-<61	61-<66	66-<71	71-<76	=>76
Sun 05-Mar-23																
00:00	4	-	31	6.5	0	0	2	2	0	0	0	0	0	0	0	0
01:00	2	-	26	3.5	0	0	2	0	0	0	0	0	0	0	0	0
02:00	0	-	-	-	0	0	0	0	0	0	0	0	0	0	0	0
03:00	0	-	-	-	0	0	0	0	0	0	0	0	0	0	0	0
04:00	1	-	36	-	0	0	0	1	0	0	0	0	0	0	0	0
05:00	2	-	36	3.5	0	0	0	2	0	0	0	0	0	0	0	0
06:00	1	-	36	-	0	0	0	1	0	0	0	0	0	0	0	0
07:00	5	-	30	6.2	0	0	3	2	0	0	0	0	0	0	0	0
08:00	12	35.3	29.3	5.7	0	0	8	4	0	0	0	0	0	0	0	0
09:00	19	32.6	27.6	5.8	0	1	14	4	0	0	0	0	0	0	0	0
10:00	55	33.7	27.7	5.9	1	1	41	12	0	0	0	0	0	0	0	0
11:00	60	33.1	28	5	0	0	48	12	0	0	0	0	0	0	0	0
12:00	93	37.4	30	6.1	0	1	55	35	2	0	0	0	0	0	0	0
13:00	62	34.7	28.4	5.7	0	1	46	14	1	0	0	0	0	0	0	0
14:00	71	36.9	29.5	6.1	0	2	42	27	0	0	0	0	0	0	0	0
15:00	79	37.1	30.1	5.7	0	0	47	32	0	0	0	0	0	0	0	0
16:00	44	38.1	31.2	6.1	0	0	22	21	1	0	0	0	0	0	0	0
17:00	40	34.5	27.8	6.2	0	3	27	10	0	0	0	0	0	0	0	0
18:00	39	35.2	28.8	5.4	0	0	28	11	0	0	0	0	0	0	0	0
19:00	22	36.3	29.6	5.7	0	0	14	8	0	0	0	0	0	0	0	0
20:00	14	34.5	27.6	7.7	1	0	9	4	0	0	0	0	0	0	0	0
21:00	11	38.9	35.1	4.2	0	0	1	10	0	0	0	0	0	0	0	0
22:00	6	-	31	6.2	0	0	3	3	0	0	0	0	0	0	0	0
23:00	3	-	36	3.3	0	0	0	3	0	0	0	0	0	0	0	0
12H,7-19	579	36.5	29.1	5.9	1	9	381	184	4	0	0	0	0	0	0	0
16H,6-22	627	36.6	29.2	5.9	2	9	405	207	4	0	0	0	0	0	0	0
18H,6-24	636	36.7	29.3	6	2	9	408	213	4	0	0	0	0	0	0	0
24H,0-24	645	36.7	29.3	6	2	9	412	218	4	0	0	0	0	0	0	0

12092 BIDEFORD Site No: 12092002 Location Site 2 - Unnamed Rd, Bideford
 Thu 02-Mar-23 to Wed 08-Mar-23 Channel: Southbound

Time Period	Total Vehicles	85%ile Speed	Mean Speed	Stand Dev.	<11Mph	11-<21	21-<31	31-<41	41-<46	46-<51	51-<56	56-<61	61-<66	66-<71	71-<76	=>76
Mon 06-Mar-23																
00:00	1	-	36	-	0	0	0	1	0	0	0	0	0	0	0	0
01:00	1	-	36	-	0	0	0	1	0	0	0	0	0	0	0	0
02:00	1	-	26	-	0	0	1	0	0	0	0	0	0	0	0	0
03:00	0	-	-	-	0	0	0	0	0	0	0	0	0	0	0	0
04:00	0	-	-	-	0	0	0	0	0	0	0	0	0	0	0	0
05:00	0	-	-	-	0	0	0	0	0	0	0	0	0	0	0	0
06:00	3	-	29.3	6.3	0	0	2	1	0	0	0	0	0	0	0	0
07:00	37	35.5	29	5.5	0	0	26	11	0	0	0	0	0	0	0	0
08:00	54	36.9	29.9	5.7	0	0	33	21	0	0	0	0	0	0	0	0
09:00	38	33.3	28.1	5.1	0	0	30	8	0	0	0	0	0	0	0	0
10:00	43	35.7	29	5.5	0	0	30	13	0	0	0	0	0	0	0	0
11:00	60	35.1	28.3	5.8	0	2	42	16	0	0	0	0	0	0	0	0
12:00	68	36.1	29.1	5.7	0	1	45	22	0	0	0	0	0	0	0	0
13:00	60	34.7	27.7	6.3	0	5	40	15	0	0	0	0	0	0	0	0
14:00	62	32.8	27.3	5.9	1	2	47	12	0	0	0	0	0	0	0	0
15:00	85	34.7	28.4	5.4	0	1	63	21	0	0	0	0	0	0	0	0
16:00	103	37.1	29.9	6.2	0	1	63	38	0	0	1	0	0	0	0	0
17:00	106	37.3	29.9	6.3	1	1	61	42	1	0	0	0	0	0	0	0
18:00	64	36.9	29.7	5.8	0	0	41	22	1	0	0	0	0	0	0	0
19:00	39	37.7	30.9	5.8	0	0	20	19	0	0	0	0	0	0	0	0
20:00	20	38.5	31.4	7.2	0	1	8	10	1	0	0	0	0	0	0	0
21:00	23	37.1	30.3	5.9	0	0	13	10	0	0	0	0	0	0	0	0
22:00	16	40.1	34.8	6.8	0	0	4	10	1	1	0	0	0	0	0	0
23:00	5	-	30	6.2	0	0	3	2	0	0	0	0	0	0	0	0
12H,7-19	780	36.2	29	5.9	2	13	521	241	2	0	1	0	0	0	0	0
16H,6-22	865	36.5	29.1	5.9	2	14	564	281	3	0	1	0	0	0	0	0
18H,6-24	886	36.7	29.2	6	2	14	571	293	4	1	1	0	0	0	0	0
24H,0-24	889	36.7	29.3	6	2	14	572	295	4	1	1	0	0	0	0	0

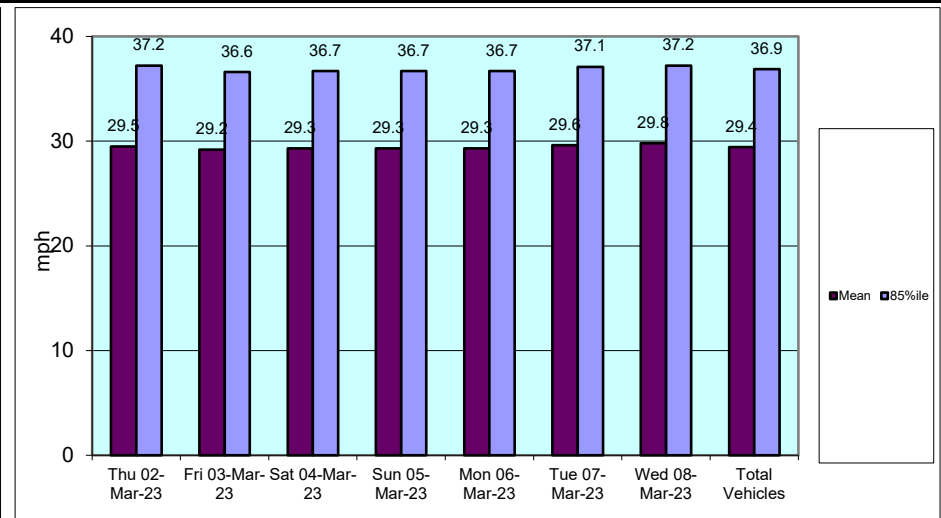
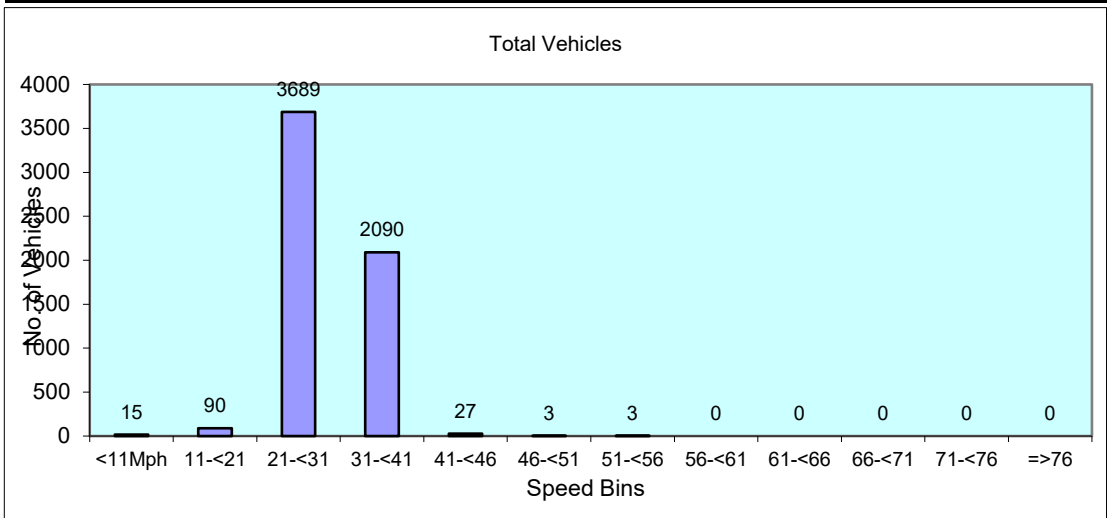
12092 BIDEFORD Site No: 12092002 Location Site 2 - Unnamed Rd, Bideford
 Thu 02-Mar-23 to Wed 08-Mar-23 Channel: Southbound

Time Period	Total Vehicles	85%ile Speed	Mean Speed	Stand Dev.	<11Mph	11-<21	21-<31	31-<41	41-<46	46-<51	51-<56	56-<61	61-<66	66-<71	71-<76	=>76
Tue 07-Mar-23																
00:00	1	-	36	-	0	0	0	1	0	0	0	0	0	0	0	0
01:00	0	-	-	-	0	0	0	0	0	0	0	0	0	0	0	0
02:00	1	-	26	-	0	0	1	0	0	0	0	0	0	0	0	0
03:00	0	-	-	-	0	0	0	0	0	0	0	0	0	0	0	0
04:00	0	-	-	-	0	0	0	0	0	0	0	0	0	0	0	0
05:00	1	-	26	-	0	0	1	0	0	0	0	0	0	0	0	0
06:00	7	-	27.4	4.7	0	0	6	1	0	0	0	0	0	0	0	0
07:00	50	37	29.8	6	0	1	29	20	0	0	0	0	0	0	0	0
08:00	62	35.8	28.9	5.7	0	1	42	19	0	0	0	0	0	0	0	0
09:00	54	34.4	27.9	5.9	0	3	38	13	0	0	0	0	0	0	0	0
10:00	51	35.6	28.9	5.4	0	0	36	15	0	0	0	0	0	0	0	0
11:00	61	35	28.5	5.5	0	1	44	16	0	0	0	0	0	0	0	0
12:00	60	32.4	27.2	5.8	1	2	46	11	0	0	0	0	0	0	0	0
13:00	53	37.2	30	6	0	1	30	22	0	0	0	0	0	0	0	0
14:00	74	37	29.8	5.9	0	1	44	29	0	0	0	0	0	0	0	0
15:00	87	37.5	30.4	6	0	1	47	39	0	0	0	0	0	0	0	0
16:00	100	37.3	30.2	5.7	0	0	58	42	0	0	0	0	0	0	0	0
17:00	76	37.7	30.5	6.4	0	0	44	30	0	2	0	0	0	0	0	0
18:00	64	37.4	30.4	5.8	0	0	36	28	0	0	0	0	0	0	0	0
19:00	40	38.3	31.5	6.6	0	2	14	24	0	0	0	0	0	0	0	0
20:00	19	38.4	32.8	5.6	0	0	6	13	0	0	0	0	0	0	0	0
21:00	14	35.8	29.6	5.8	0	0	9	5	0	0	0	0	0	0	0	0
22:00	13	37.5	31.4	6	0	0	6	7	0	0	0	0	0	0	0	0
23:00	3	-	26	3.3	0	0	3	0	0	0	0	0	0	0	0	0
12H,7-19	792	36.9	29.5	5.9	1	11	494	284	0	2	0	0	0	0	0	0
16H,6-22	872	37	29.6	6	1	13	529	327	0	2	0	0	0	0	0	0
18H,6-24	888	37.1	29.6	6	1	13	538	334	0	2	0	0	0	0	0	0
24H,0-24	891	37.1	29.6	6	1	13	540	335	0	2	0	0	0	0	0	0

Time Period	Total Vehicles	85%ile Speed	Mean Speed	Stand Dev.	<11Mph	11-<21	21-<31	31-<41	41-<46	46-<51	51-<56	56-<61	61-<66	66-<71	71-<76	=>76
Wed 08-Mar-23																
00:00	1	-	26	-	0	0	1	0	0	0	0	0	0	0	0	0
01:00	0	-	-	-	0	0	0	0	0	0	0	0	0	0	0	0
02:00	0	-	-	-	0	0	0	0	0	0	0	0	0	0	0	0
03:00	0	-	-	-	0	0	0	0	0	0	0	0	0	0	0	0
04:00	1	-	36	-	0	0	0	1	0	0	0	0	0	0	0	0
05:00	1	-	26	-	0	0	1	0	0	0	0	0	0	0	0	0
06:00	8	-	26	3.1	0	0	8	0	0	0	0	0	0	0	0	0
07:00	37	38.6	32.1	6	0	0	15	21	1	0	0	0	0	0	0	0
08:00	69	36.1	29.2	5.5	0	0	47	22	0	0	0	0	0	0	0	0
09:00	32	34.4	28.5	5.3	0	0	24	8	0	0	0	0	0	0	0	0
10:00	49	36.6	28.8	7.2	2	1	28	18	0	0	0	0	0	0	0	0
11:00	59	33.2	28	5	0	0	47	12	0	0	0	0	0	0	0	0
12:00	59	35.5	28.5	5.9	0	2	40	17	0	0	0	0	0	0	0	0
13:00	45	35.8	29.1	5.5	0	0	31	14	0	0	0	0	0	0	0	0
14:00	66	36	29	5.7	0	1	44	21	0	0	0	0	0	0	0	0
15:00	70	36.2	29	6	0	2	45	23	0	0	0	0	0	0	0	0
16:00	102	37.5	30.4	5.8	0	0	57	45	0	0	0	0	0	0	0	0
17:00	86	37.5	30.2	6.1	0	1	49	35	1	0	0	0	0	0	0	0
18:00	52	37.5	30.6	5.8	0	0	28	24	0	0	0	0	0	0	0	0
19:00	45	37.7	30.6	6.1	0	0	25	19	1	0	0	0	0	0	0	0
20:00	23	38.2	32.1	5.8	0	0	9	14	0	0	0	0	0	0	0	0
21:00	39	38.6	31.8	7	0	0	19	18	1	0	1	0	0	0	0	0
22:00	20	38.1	32	5.8	0	0	8	12	0	0	0	0	0	0	0	0
23:00	9	-	31.6	6.1	0	0	4	5	0	0	0	0	0	0	0	0
12H,7-19	726	36.9	29.5	5.9	2	7	455	260	2	0	0	0	0	0	0	0
16H,6-22	841	37.1	29.7	6	2	7	516	311	4	0	1	0	0	0	0	0
18H,6-24	870	37.2	29.8	6	2	7	528	328	4	0	1	0	0	0	0	0
24H,0-24	873	37.2	29.8	6	2	7	530	329	4	0	1	0	0	0	0	0

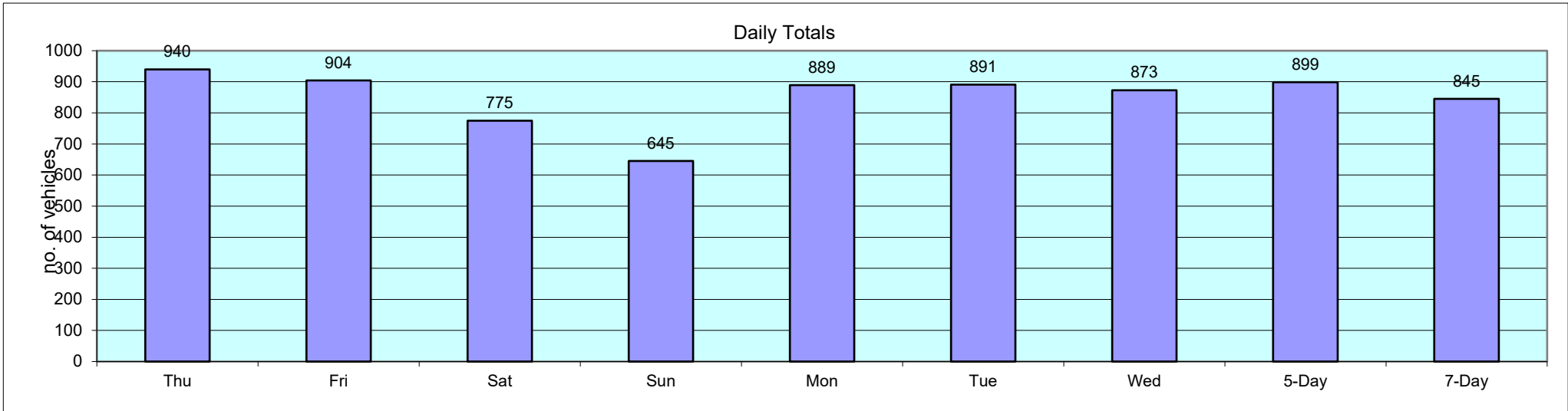
12092 BIDEFORD Site No: 12092002 Location Site 2 - Unnamed Rd, Bideford
 Thu 02-Mar-23 to Wed 08-Mar-23 Channel: Southbound

Time Period	Total Vehicles	85%ile Speed	Mean Speed	Stand Dev.	<11Mph	11-<21	21-<31	31-<41	41-<46	46-<51	51-<56	56-<61	61-<66	66-<71	71-<76	=>76
Daily Totals																
Thu 02-Mar-23	940	37.2	29.5	6.3	6	21	555	351	7	0	0	0	0	0	0	0
Fri 03-Mar-23	904	36.6	29.2	5.9	1	13	588	297	5	0	0	0	0	0	0	0
Sat 04-Mar-23	775	36.7	29.3	6	1	13	492	265	3	0	1	0	0	0	0	0
Sun 05-Mar-23	645	36.7	29.3	6	2	9	412	218	4	0	0	0	0	0	0	0
Mon 06-Mar-23	889	36.7	29.3	6	2	14	572	295	4	1	1	0	0	0	0	0
Tue 07-Mar-23	891	37.1	29.6	6	1	13	540	335	0	2	0	0	0	0	0	0
Wed 08-Mar-23	873	37.2	29.8	6	2	7	530	329	4	0	1	0	0	0	0	0
Total Vehicles																
[--]	5917	36.9	29.4	6.0	15	90	3689	2090	27	3	3	0	0	0	0	0



12092	BIDEFORD		Site No: 12092002		Location		Site 2 - Unnamed Rd, Bideford				
			Channel: Southbound								
TIME PERIOD	Thu 02/03/23	Fri 03/03/23	Sat 04/03/23	Sun 05/03/23	Mon 06/03/23	Tue 07/03/23	Wed 08/03/23	5-Day Av	7-Day Av		
Week Begin: 02-Mar-23											
00:00	1	1	5	4	1	1	1	1	2		
01:00	3	1	1	2	1	0	0	1	1		
02:00	2	0	0	0	1	1	0	1	1		
03:00	0	0	0	0	0	0	0	0	0		
04:00	2	0	0	1	0	0	1	1	1		
05:00	0	0	0	2	0	1	1	0	1		
06:00	9	4	3	1	3	7	8	6	5		
07:00	51	57	16	5	37	50	37	46	36		
08:00	59	57	14	12	54	62	69	60	47		
09:00	57	50	50	19	38	54	32	46	43		
10:00	53	60	61	55	43	51	49	51	53		
11:00	62	52	53	60	60	61	59	59	58		
12:00	73	75	85	93	68	60	59	67	73		
13:00	64	61	70	62	60	53	45	57	59		
14:00	70	68	61	71	62	74	66	68	67		
15:00	79	68	83	79	85	87	70	78	79		
16:00	81	103	65	44	103	100	102	98	85		
17:00	78	68	81	40	106	76	86	83	76		
18:00	80	67	48	39	64	64	52	65	59		
19:00	40	36	30	22	39	40	45	40	36		
20:00	32	29	14	14	20	19	23	25	22		
21:00	22	30	16	11	23	14	39	26	22		
22:00	18	9	13	6	16	13	20	15	14		
23:00	4	8	6	3	5	3	9	6	5		
12H,7-19	807	786	687	579	780	792	726	778	737		
16H,6-22	910	885	750	627	865	872	841	875	821		
18H,6-24	932	902	769	636	886	888	870	896	840		
24H,0-24	940	904	775	645	889	891	873	899	845		
Am	11:00	10:00	10:00	11:00	11:00	08:00	08:00				
Peak	62	60	61	60	60	62	69				
Pm	16:00	16:00	12:00	12:00	17:00	16:00	16:00				
Peak	81	103	85	93	106	100	102				

12092	BIDEFORD	Site No: 12092002	Location	Site 2 - Unnamed Rd, Bideford					
		Channel: Southbound							
TIME PERIOD	Thu 02/03/23	Fri 03/03/23	Sat 04/03/23	Sun 05/03/23	Mon 06/03/23	Tue 07/03/23	Wed 08/03/23	5-Day Av	7-Day Av



Classification Schemes

Scheme F Classification Scheme (Non-metric)

Scheme F is an attempt to implement the FWHA's visual classification scheme as an axle-based classification scheme. This is one of several interpretations.

Class	Vehicle Type	No. of Axles	Axle spacing in feet				
			Axle 1 to 2	Axle 2 to 3	Axle 3 to 4	Axle 4 to 5	Axle 5 to 6
1	motorcycle	2	<6.0				
2	passenger car	2	6.0 - 10.0				
	car + 1 axle trailer	3	<10.0	10.0 - 18.0			
	car + 2 axle trailer	4	<10.0		<3.5		
3	pickup	2	10.0 - 15.0				
	pickup + 1 axle trailer	3	10.0 - 15.0	10.0 - 18.0			
	pickup + 2 axle trailer	4	10.0 - 15.0		<3.5		
	pickup + 3 axle trailer	5	9.9 - 15.0			<3.5	
4	Traditional bus/coach	2	>20.0				
	Traditional bus/coach	3	>19.0				
5	single unit truck/bus - dual rear axle	2	14.9 - 20.0			<3.5	
6	3 axle truck	3		<18.0			
7	4 axle truck	4					
8	2S1	3		>18.0			
	2S2	4		>5.0	>3.5		
	3S1	4		<5.0	>10.0		
9	3S2	5		<6.1		3.5 - 8.0	
	5 axle combination	5					
10	6 axle combination	6			3.5 - 5.0		
	3S3	6					
11	2S1-2	5		>6.0			
12	3S1-2	6					>10.0
13	truck	7 or more					

12092 BIDEFORD										
MARCH 2023										
Site	Location	Direction	Start Date	End Date	Posted Speed Limit (PSL)	Total Vehicles	5 Day Ave.	7 Day Ave.	Average 85%ile Speed	Average Mean Speed
Site No: 12092003	Site 3 - A386, Bideford 51.00442, -4.20441	Channel: Northbound	Thu 02-Mar-23	Wed 08-Mar-23	NSL	33225	5158	4746	50.0	43.8
		Channel: Southbound	Thu 02-Mar-23	Wed 08-Mar-23		32920	5093	4703	51.6	45.2

12092 BIDEFORD Site No: 12092003 Location Site 3 - A386, Bideford
 Thu 02-Mar-23 to Wed 08-Mar-23 Channel: Northbound

TIME PERIOD	TOTAL VEHICLES	MOTOR-CYCLES	CARS OR CAR-BASED LGV	LIGHT GOODS VEHICLES	BUSES	TWO AXLE, SIX TYRE, RIGID/BUSES	THREE AXLE RIGID	FOUR OR MORE AXLE RIGID	FOUR OR LESS AXLE ARTIC	FIVE AXLE ARTIC	SIX OR MORE AXLE ARTIC	FIVE OR LESS AXLE MULTI-TRAILER ARTIC	SIX AXLE MULTI-TRAILER ARTIC	SEVEN OR MORE AXLE ARTIC
Thu 02-Mar-23														
00:00	6	0	5	1	0	0	0	0	0	0	0	0	0	0
01:00	9	0	9	0	0	0	0	0	0	0	0	0	0	0
02:00	4	0	3	0	0	0	0	0	1	0	0	0	0	0
03:00	9	0	5	1	0	2	0	0	0	0	0	1	0	0
04:00	9	0	5	4	0	0	0	0	0	0	0	0	0	0
05:00	40	0	29	8	0	2	1	0	0	0	0	0	0	0
06:00	125	2	82	30	2	0	2	0	5	0	1	1	0	0
07:00	317	4	229	71	1	2	3	0	6	0	0	1	0	0
08:00	482	6	362	92	1	9	3	0	5	0	2	2	0	0
09:00	427	10	317	81	1	6	2	0	7	1	2	0	0	0
10:00	450	2	348	78	7	9	2	0	2	0	1	1	0	0
11:00	373	2	274	75	3	12	1	0	4	0	1	1	0	0
12:00	359	4	278	63	1	10	1	0	2	0	0	0	0	0
13:00	338	5	253	71	1	4	0	0	2	1	1	0	0	0
14:00	418	4	325	75	1	6	2	1	2	2	0	0	0	0
15:00	439	4	340	79	0	5	0	0	7	0	1	3	0	0
16:00	478	5	333	127	0	8	1	0	4	0	0	0	0	0
17:00	435	5	349	74	1	3	0	0	1	0	0	2	0	0
18:00	271	1	227	36	2	2	1	0	0	0	1	1	0	0
19:00	172	0	133	34	0	2	0	0	1	0	1	1	0	0
20:00	97	0	82	10	0	3	1	0	1	0	0	0	0	0
21:00	72	1	58	12	0	1	0	0	0	0	0	0	0	0
22:00	40	0	31	9	0	0	0	0	0	0	0	0	0	0
23:00	24	0	17	7	0	0	0	0	0	0	0	0	0	0
12H,7-19	4787	52	3635	922	19	76	16	1	42	4	9	11	0	0
16H,6-22	5253	55	3990	1008	21	82	19	1	49	4	11	13	0	0
18H,6-24	5317	55	4038	1024	21	82	19	1	49	4	11	13	0	0
24H,0-24	5394	55	4094	1038	21	86	20	1	50	4	11	14	0	0

12092 BIDEFORD Site No: 12092003 Location Site 3 - A386, Bideford
 Thu 02-Mar-23 to Wed 08-Mar-23 Channel: Northbound

TIME PERIOD	TOTAL VEHICLES	MOTOR-CYCLES	CARS OR CAR-BASED LGV	LIGHT GOODS VEHICLES	BUSES	TWO AXLE, SIX TYRE, RIGID/BUSES	THREE AXLE RIGID	FOUR OR MORE AXLE RIGID	FOUR OR LESS AXLE ARTIC	FIVE AXLE ARTIC	SIX OR MORE AXLE ARTIC	FIVE OR LESS AXLE MULTI-TRAILER ARTIC	SIX AXLE MULTI-TRAILER ARTIC	SEVEN OR MORE AXLE ARTIC
Fri 03-Mar-23														
00:00	9	0	7	2	0	0	0	0	0	0	0	0	0	0
01:00	6	0	4	2	0	0	0	0	0	0	0	0	0	0
02:00	2	0	1	0	0	0	0	0	1	0	0	0	0	0
03:00	8	0	8	0	0	0	0	0	0	0	0	0	0	0
04:00	5	0	2	2	0	1	0	0	0	0	0	0	0	0
05:00	36	0	19	11	1	3	1	0	0	0	1	0	0	0
06:00	100	1	63	29	1	1	2	1	2	0	0	0	0	0
07:00	274	2	199	58	0	4	0	1	5	1	1	3	0	0
08:00	499	3	385	94	3	8	0	0	4	0	1	1	0	0
09:00	461	4	356	86	1	6	2	0	2	0	2	2	0	0
10:00	394	4	290	77	1	17	1	0	1	0	1	2	0	0
11:00	393	1	315	61	3	10	0	0	1	1	0	1	0	0
12:00	375	2	290	69	0	7	0	0	2	1	1	3	0	0
13:00	339	3	255	70	1	4	1	1	4	0	0	0	0	0
14:00	383	3	288	74	2	6	2	0	3	1	2	2	0	0
15:00	509	5	386	104	0	5	3	0	2	2	1	1	0	0
16:00	434	1	347	68	0	9	0	0	2	0	5	2	0	0
17:00	402	3	321	70	2	2	1	0	3	0	0	0	0	0
18:00	265	0	209	50	0	3	0	0	1	0	2	0	0	0
19:00	139	1	116	20	0	0	1	0	1	0	0	0	0	0
20:00	128	0	102	20	1	1	2	0	1	0	1	0	0	0
21:00	53	1	41	5	1	3	1	0	0	0	0	1	0	0
22:00	42	0	35	7	0	0	0	0	0	0	0	0	0	0
23:00	36	0	32	2	0	0	1	0	1	0	0	0	0	0
12H,7-19	4728	31	3641	881	13	81	10	2	30	6	16	17	0	0
16H,6-22	5148	34	3963	955	16	86	16	3	34	6	17	18	0	0
18H,6-24	5226	34	4030	964	16	86	17	3	35	6	17	18	0	0
24H,0-24	5292	34	4071	981	17	90	18	3	36	6	18	18	0	0

12092 BIDEFORD Site No: 12092003 Location Site 3 - A386, Bideford
 Thu 02-Mar-23 to Wed 08-Mar-23 Channel: Northbound

TIME PERIOD	TOTAL VEHICLES	MOTOR-CYCLES	CARS OR CAR-BASED LGV	LIGHT GOODS VEHICLES	BUSES	TWO AXLE, SIX TYRE, RIGID/BUSES	THREE AXLE RIGID	FOUR OR MORE AXLE RIGID	FOUR OR LESS AXLE ARTIC	FIVE AXLE ARTIC	SIX OR MORE AXLE ARTIC	FIVE OR LESS AXLE MULTI-TRAILER ARTIC	SIX AXLE MULTI-TRAILER ARTIC	SEVEN OR MORE AXLE ARTIC
Sat 04-Mar-23														
00:00	15	0	13	2	0	0	0	0	0	0	0	0	0	0
01:00	8	0	8	0	0	0	0	0	0	0	0	0	0	0
02:00	7	0	6	0	0	0	0	0	1	0	0	0	0	0
03:00	4	0	4	0	0	0	0	0	0	0	0	0	0	0
04:00	4	0	2	2	0	0	0	0	0	0	0	0	0	0
05:00	21	0	14	6	0	1	0	0	0	0	0	0	0	0
06:00	47	1	33	10	0	1	0	0	2	0	0	0	0	0
07:00	107	1	79	21	0	3	2	0	0	0	1	0	0	0
08:00	211	3	172	30	0	4	1	0	0	1	0	0	0	0
09:00	306	2	240	58	1	2	1	1	0	0	0	1	0	0
10:00	386	3	320	52	0	6	1	0	3	0	1	0	0	0
11:00	378	6	314	48	0	4	3	0	2	0	1	0	0	0
12:00	382	4	314	55	0	6	0	0	3	0	0	0	0	0
13:00	361	1	305	49	0	4	1	0	1	0	0	0	0	0
14:00	359	11	285	58	0	3	0	0	2	0	0	0	0	0
15:00	295	2	243	45	0	3	0	0	1	0	1	0	0	0
16:00	310	3	255	49	0	3	0	0	0	0	0	0	0	0
17:00	289	0	234	48	0	4	1	2	0	0	0	0	0	0
18:00	202	0	171	25	0	2	2	0	0	0	1	1	0	0
19:00	140	2	118	19	0	0	0	0	0	0	0	1	0	0
20:00	78	0	57	18	1	2	0	0	0	0	0	0	0	0
21:00	73	1	59	10	0	2	0	0	1	0	0	0	0	0
22:00	55	1	46	7	0	1	0	0	0	0	0	0	0	0
23:00	59	2	45	10	0	1	0	0	1	0	0	0	0	0
12H,7-19	3586	36	2932	538	1	44	12	3	12	1	5	2	0	0
16H,6-22	3924	40	3199	595	2	49	12	3	15	1	5	3	0	0
18H,6-24	4038	43	3290	612	2	51	12	3	16	1	5	3	0	0
24H,0-24	4097	43	3337	622	2	52	12	3	17	1	5	3	0	0

12092 BIDEFORD Site No: 12092003 Location Site 3 - A386, Bideford
 Thu 02-Mar-23 to Wed 08-Mar-23 Channel: Northbound

TIME PERIOD	TOTAL VEHICLES	MOTOR-CYCLES	CARS OR CAR-BASED LGV	LIGHT GOODS VEHICLES	BUSES	TWO AXLE, SIX TYRE, RIGID/BUSES	THREE AXLE RIGID	FOUR OR MORE AXLE RIGID	FOUR OR LESS AXLE ARTIC	FIVE AXLE ARTIC	SIX OR MORE AXLE ARTIC	FIVE OR LESS AXLE MULTI-TRAILER ARTIC	SIX AXLE MULTI-TRAILER ARTIC	SEVEN OR MORE AXLE ARTIC	
Sun 05-Mar-23															
00:00	22	1	17	4	0	0	0	0	0	0	0	0	0	0	
01:00	14	0	12	2	0	0	0	0	0	0	0	0	0	0	
02:00	4	0	4	0	0	0	0	0	0	0	0	0	0	0	
03:00	7	0	5	2	0	0	0	0	0	0	0	0	0	0	
04:00	4	0	3	1	0	0	0	0	0	0	0	0	0	0	
05:00	10	1	8	1	0	0	0	0	0	0	0	0	0	0	
06:00	29	0	23	6	0	0	0	0	0	0	0	0	0	0	
07:00	39	1	31	7	0	0	0	0	0	0	0	0	0	0	
08:00	116	3	97	14	1	1	0	0	0	0	0	0	0	0	
09:00	442	5	367	67	0	0	1	0	2	0	0	0	0	0	
10:00	261	2	224	31	0	2	2	0	0	0	0	0	0	0	
11:00	321	9	259	49	0	0	1	0	2	0	1	0	0	0	
12:00	388	10	308	66	0	1	1	0	2	0	0	0	0	0	
13:00	327	6	270	47	0	2	0	0	1	0	1	0	0	0	
14:00	260	2	209	45	1	0	1	0	0	0	0	2	0	0	
15:00	237	1	192	41	0	1	1	0	0	0	0	1	0	0	
16:00	238	0	188	44	0	2	0	0	2	0	1	1	0	0	
17:00	206	1	171	33	0	0	1	0	0	0	0	0	0	0	
18:00	126	1	107	16	0	2	0	0	0	0	0	0	0	0	
19:00	111	1	91	18	0	0	0	0	0	0	1	0	0	0	
20:00	81	0	69	11	0	1	0	0	0	0	0	0	0	0	
21:00	50	0	37	10	0	3	0	0	0	0	0	0	0	0	
22:00	33	0	24	8	0	0	0	0	1	0	0	0	0	0	
23:00	12	0	10	2	0	0	0	0	0	0	0	0	0	0	
12H,7-19	2961	41	2423	460	2	11	8	0	9	0	3	4	0	0	
16H,6-22	3232	42	2643	505	2	15	8	0	9	0	4	4	0	0	
18H,6-24	3277	42	2677	515	2	15	8	0	10	0	4	4	0	0	
24H,0-24	3338	44	2726	525	2	15	8	0	10	0	4	4	0	0	

12092 BIDEFORD Site No: 12092003 Location Site 3 - A386, Bideford
 Thu 02-Mar-23 to Wed 08-Mar-23 Channel: Northbound

TIME PERIOD	TOTAL VEHICLES	MOTOR-CYCLES	CARS OR CAR-BASED LGV	LIGHT GOODS VEHICLES	BUSES	TWO AXLE, SIX TYRE, RIGID/BUSES	THREE AXLE RIGID	FOUR OR MORE AXLE RIGID	FOUR OR LESS AXLE ARTIC	FIVE AXLE ARTIC	SIX OR MORE AXLE ARTIC	FIVE OR LESS AXLE MULTI-TRAILER ARTIC	SIX AXLE MULTI-TRAILER ARTIC	SEVEN OR MORE AXLE ARTIC
Mon 06-Mar-23														
00:00	3	0	3	0	0	0	0	0	0	0	0	0	0	0
01:00	4	0	2	1	0	0	0	0	0	0	0	1	0	0
02:00	3	0	1	2	0	0	0	0	0	0	0	0	0	0
03:00	6	0	4	2	0	0	0	0	0	0	0	0	0	0
04:00	8	0	8	0	0	0	0	0	0	0	0	0	0	0
05:00	38	1	26	6	2	2	0	0	1	0	0	0	0	0
06:00	131	2	93	28	1	0	1	0	5	0	0	1	0	0
07:00	318	0	233	73	0	2	1	1	5	1	2	0	0	0
08:00	482	7	369	86	1	9	3	0	3	0	3	1	0	0
09:00	452	2	332	98	1	9	3	2	2	0	1	2	0	0
10:00	380	3	277	79	1	13	0	1	3	1	2	0	0	0
11:00	315	1	224	61	5	10	4	1	5	0	2	2	0	0
12:00	340	2	244	80	1	7	0	0	3	0	1	2	0	0
13:00	275	4	205	55	1	7	0	0	2	0	0	1	0	0
14:00	358	2	271	68	1	8	2	0	2	0	2	2	0	0
15:00	358	2	279	63	1	5	3	0	1	0	3	1	0	0
16:00	388	1	279	101	2	2	0	0	0	0	1	2	0	0
17:00	459	4	350	92	0	4	2	0	3	0	3	1	0	0
18:00	257	1	212	38	0	3	0	0	1	0	1	1	0	0
19:00	156	0	131	20	0	2	2	0	0	0	0	1	0	0
20:00	87	0	74	11	1	1	0	0	0	0	0	0	0	0
21:00	85	1	66	13	1	3	0	0	1	0	0	0	0	0
22:00	40	0	33	6	0	0	1	0	0	0	0	0	0	0
23:00	10	0	7	3	0	0	0	0	0	0	0	0	0	0
12H,7-19	4382	29	3275	894	14	79	18	5	30	2	21	15	0	0
16H,6-22	4841	32	3639	966	17	85	21	5	36	2	21	17	0	0
18H,6-24	4891	32	3679	975	17	85	22	5	36	2	21	17	0	0
24H,0-24	4953	33	3723	986	19	87	22	5	37	2	21	18	0	0

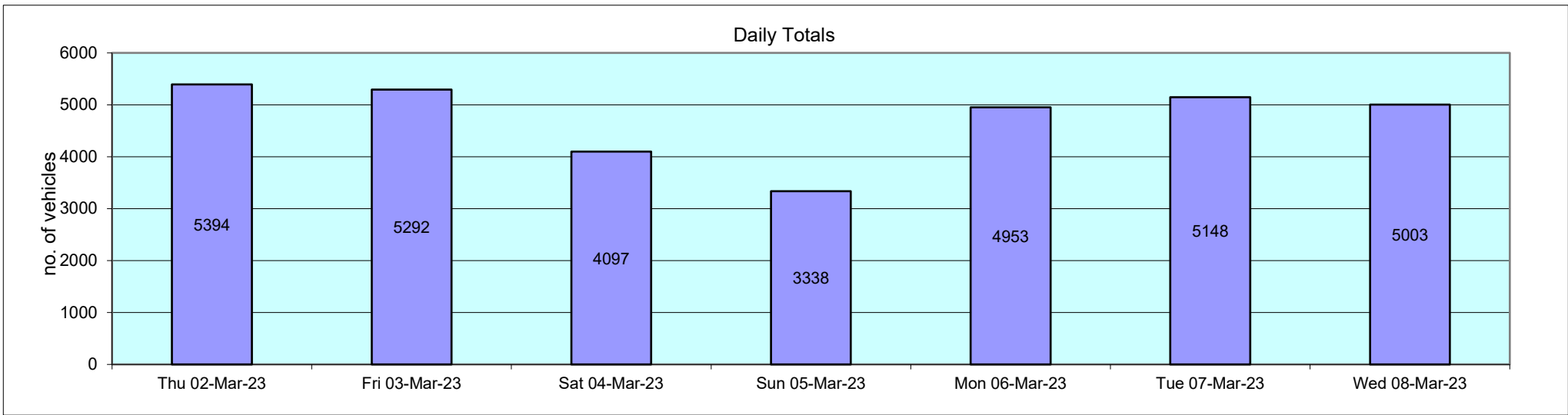
TIME PERIOD	TOTAL VEHICLES	MOTOR-CYCLES	CARS OR CAR-BASED LGV	LIGHT GOODS VEHICLES	BUSES	TWO AXLE, SIX TYRE, RIGID/BUSES	THREE AXLE RIGID	FOUR OR MORE AXLE RIGID	FOUR OR LESS AXLE ARTIC	FIVE AXLE ARTIC	SIX OR MORE AXLE ARTIC	FIVE OR LESS AXLE MULTI-TRAILER ARTIC	SIX AXLE MULTI-TRAILER ARTIC	SEVEN OR MORE AXLE ARTIC	
Tue 07-Mar-23															
00:00	9	0	4	3	0	0	0	0	2	0	0	0	0	0	
01:00	3	0	2	1	0	0	0	0	0	0	0	0	0	0	
02:00	7	0	5	2	0	0	0	0	0	0	0	0	0	0	
03:00	4	0	4	0	0	0	0	0	0	0	0	0	0	0	
04:00	8	0	5	2	0	1	0	0	0	0	0	0	0	0	
05:00	43	0	33	8	0	1	0	1	0	0	0	0	0	0	
06:00	124	2	91	26	1	0	1	0	2	1	0	0	0	0	
07:00	315	4	220	83	0	2	1	0	3	0	2	0	0	0	
08:00	512	2	386	106	1	9	1	0	3	1	3	0	0	0	
09:00	408	3	312	74	2	8	3	0	1	0	2	3	0	0	
10:00	364	2	289	56	1	11	1	0	1	1	0	2	0	0	
11:00	350	4	253	70	4	11	5	0	2	0	0	1	0	0	
12:00	348	2	266	65	3	9	2	0	1	0	0	0	0	0	
13:00	340	1	253	70	1	8	3	0	1	0	2	1	0	0	
14:00	340	2	253	65	3	7	3	0	3	0	2	2	0	0	
15:00	400	6	303	77	2	9	1	0	1	0	1	0	0	0	
16:00	462	4	326	121	1	6	0	0	2	0	0	2	0	0	
17:00	435	5	345	71	1	9	0	0	1	0	1	2	0	0	
18:00	272	1	206	56	0	5	0	1	0	0	2	1	0	0	
19:00	181	0	149	30	0	2	0	0	0	0	0	0	0	0	
20:00	87	1	67	14	0	4	0	0	1	0	0	0	0	0	
21:00	63	1	46	13	1	2	0	0	0	0	0	0	0	0	
22:00	43	0	30	11	0	1	0	0	1	0	0	0	0	0	
23:00	30	0	26	4	0	0	0	0	0	0	0	0	0	0	
12H,7-19	4546	36	3412	914	19	94	20	1	19	2	15	14	0	0	
16H,6-22	5001	40	3765	997	21	102	21	1	22	3	15	14	0	0	
18H,6-24	5074	40	3821	1012	21	103	21	1	23	3	15	14	0	0	
24H,0-24	5148	40	3874	1028	21	105	21	2	25	3	15	14	0	0	

12092 BIDEFORD Site No: 12092003 Location Site 3 - A386, Bideford
 Thu 02-Mar-23 to Wed 08-Mar-23 Channel: Northbound

TIME PERIOD	TOTAL VEHICLES	MOTOR-CYCLES	CARS OR CAR-BASED LGV	LIGHT GOODS VEHICLES	BUSES	TWO AXLE, SIX TYRE, RIGID/BUSES	THREE AXLE RIGID	FOUR OR MORE AXLE RIGID	FOUR OR LESS AXLE ARTIC	FIVE AXLE ARTIC	SIX OR MORE AXLE ARTIC	FIVE OR LESS AXLE MULTI-TRAILER ARTIC	SIX AXLE MULTI-TRAILER ARTIC	SEVEN OR MORE AXLE ARTIC
Wed 08-Mar-23														
00:00	13	0	7	5	0	0	0	0	1	0	0	0	0	0
01:00	7	0	4	2	0	0	0	0	1	0	0	0	0	0
02:00	3	0	1	1	0	0	1	0	0	0	0	0	0	0
03:00	5	0	2	3	0	0	0	0	0	0	0	0	0	0
04:00	6	1	3	2	0	0	0	0	0	0	0	0	0	0
05:00	38	0	28	8	0	2	0	0	0	0	0	0	0	0
06:00	113	3	72	33	2	1	0	1	1	0	0	0	0	0
07:00	320	1	228	75	3	4	1	0	7	0	0	1	0	0
08:00	486	3	371	96	1	10	0	0	2	0	3	0	0	0
09:00	416	2	295	97	5	5	3	0	2	1	3	3	0	0
10:00	316	1	236	65	0	8	0	0	2	0	1	3	0	0
11:00	304	0	230	62	1	6	0	0	2	0	0	3	0	0
12:00	288	1	214	58	1	9	1	0	2	1	1	0	0	0
13:00	264	1	185	68	0	4	2	0	4	0	0	0	0	0
14:00	379	0	273	75	1	11	2	0	3	0	11	3	0	0
15:00	425	7	318	77	1	9	1	1	5	0	5	1	0	0
16:00	488	3	357	109	4	7	1	0	1	0	5	1	0	0
17:00	470	3	379	77	1	6	1	0	1	0	2	0	0	0
18:00	276	1	213	50	4	7	0	0	0	0	0	1	0	0
19:00	186	0	142	41	1	1	0	0	1	0	0	0	0	0
20:00	97	1	78	15	0	3	0	0	0	0	0	0	0	0
21:00	49	0	35	12	0	2	0	0	0	0	0	0	0	0
22:00	38	0	29	7	0	2	0	0	0	0	0	0	0	0
23:00	16	0	14	2	0	0	0	0	0	0	0	0	0	0
12H,7-19	4432	23	3299	909	22	86	12	1	31	2	31	16	0	0
16H,6-22	4877	27	3626	1010	25	93	12	2	33	2	31	16	0	0
18H,6-24	4931	27	3669	1019	25	95	12	2	33	2	31	16	0	0
24H,0-24	5003	28	3714	1040	25	97	13	2	35	2	31	16	0	0

12092 BIDEFORD Site No: 12092003 Location Site 3 - A386, Bideford
 Thu 02-Mar-23 to Wed 08-Mar-23 Channel: Northbound

TIME PERIOD	TOTAL VEHICLES	MOTOR-CYCLES	CARS OR CAR-BASED LGV	LIGHT GOODS VEHICLES	BUSES	TWO AXLE, SIX TYRE, RIGID/BUSES	THREE AXLE RIGID	FOUR OR MORE AXLE RIGID	FOUR OR LESS AXLE ARTIC	FIVE AXLE ARTIC	SIX OR MORE AXLE ARTIC	FIVE OR LESS AXLE MULTI-TRAILER ARTIC	SIX AXLE MULTI-TRAILER ARTIC	SEVEN OR MORE AXLE ARTIC	
Daily Totals															
Thu 02-Mar-23	5394	55	4094	1038	21	86	20	1	50	4	11	14	0	0	
Fri 03-Mar-23	5292	34	4071	981	17	90	18	3	36	6	18	18	0	0	
Sat 04-Mar-23	4097	43	3337	622	2	52	12	3	17	1	5	3	0	0	
Sun 05-Mar-23	3338	44	2726	525	2	15	8	0	10	0	4	4	0	0	
Mon 06-Mar-23	4953	33	3723	986	19	87	22	5	37	2	21	18	0	0	
Tue 07-Mar-23	5148	40	3874	1028	21	105	21	2	25	3	15	14	0	0	
Wed 08-Mar-23	5003	28	3714	1040	25	97	13	2	35	2	31	16	0	0	
Total Vehicles															
[--]	33225	277	25539	6220	107	532	114	16	210	18	105	87	0	0	



12092 BIDEFORD Site No: 12092003 Location Site 3 - A386, Bideford
 Thu 02-Mar-23 to Wed 08-Mar-23 Channel: Northbound

TIME PERIOD	TOTAL VEHICLES	MOTOR-CYCLES	MOTOR-CYCLES%	CARS	CARS %	LGV	LGV %	HGV	HGV %	BUS	BUS %
Thu 02-Mar-23											
00:00	6	0	0.0	5	83.3	1	16.7	0	0.0	0	0.0
01:00	9	0	0.0	9	100.0	0	0.0	0	0.0	0	0.0
02:00	4	0	0.0	3	75.0	0	0.0	1	25.0	0	0.0
03:00	9	0	0.0	5	55.6	1	11.1	3	33.3	0	0.0
04:00	9	0	0.0	5	55.6	4	44.4	0	0.0	0	0.0
05:00	40	0	0.0	29	72.5	8	20.0	3	7.5	0	0.0
06:00	125	2	1.6	82	65.6	30	24.0	9	7.2	2	1.6
07:00	317	4	1.3	229	72.2	71	22.4	12	3.8	1	0.3
08:00	482	6	1.2	362	75.1	92	19.1	21	4.4	1	0.2
09:00	427	10	2.3	317	74.2	81	19.0	18	4.2	1	0.2
10:00	450	2	0.4	348	77.3	78	17.3	15	3.3	7	1.6
11:00	373	2	0.5	274	73.5	75	20.1	19	5.1	3	0.8
12:00	359	4	1.1	278	77.4	63	17.6	13	3.6	1	0.3
13:00	338	5	1.5	253	74.9	71	21.0	8	2.4	1	0.3
14:00	418	4	1.0	325	77.8	75	17.9	13	3.1	1	0.2
15:00	439	4	0.9	340	77.5	79	18.0	16	3.6	0	0.0
16:00	478	5	1.1	333	69.7	127	26.6	13	2.7	0	0.0
17:00	435	5	1.2	349	80.2	74	17.0	6	1.4	1	0.2
18:00	271	1	0.4	227	83.8	36	13.3	5	1.9	2	0.7
19:00	172	0	0.0	133	77.3	34	19.8	5	2.9	0	0.0
20:00	97	0	0.0	82	84.5	10	10.3	5	5.2	0	0.0
21:00	72	1	1.4	58	80.6	12	16.7	1	1.4	0	0.0
22:00	40	0	0.0	31	77.5	9	22.5	0	0.0	0	0.0
23:00	24	0	0.0	17	70.8	7	29.2	0	0.0	0	0.0
12H,7-19	4787	52	1.1	3635	75.9	922	19.3	159	3.3	19	0.4
16H,6-22	5253	55	1.1	3990	76.0	1008	19.2	179	3.4	21	0.4
18H,6-24	5317	55	1.0	4038	76.0	1024	19.3	179	3.4	21	0.4
24H,0-24	5394	55	1.0	4094	75.9	1038	19.2	186	3.5	21	0.4

12092 BIDEFORD Site No: 12092003 Location Site 3 - A386, Bideford
 Thu 02-Mar-23 to Wed 08-Mar-23 Channel: Northbound

TIME PERIOD	TOTAL VEHICLES	MOTOR-CYCLES	MOTOR-CYCLES%	CARS	CARS %	LGV	LGV %	HGV	HGV %	BUS	BUS %
Fri 03-Mar-23											
00:00	9	0	0.0	7	77.8	2	22.2	0	0.0	0	0.0
01:00	6	0	0.0	4	66.7	2	33.3	0	0.0	0	0.0
02:00	2	0	0.0	1	50.0	0	0.0	1	50.0	0	0.0
03:00	8	0	0.0	8	100.0	0	0.0	0	0.0	0	0.0
04:00	5	0	0.0	2	40.0	2	40.0	1	20.0	0	0.0
05:00	36	0	0.0	19	52.8	11	30.6	5	13.9	1	2.8
06:00	100	1	1.0	63	63.0	29	29.0	6	6.0	1	1.0
07:00	274	2	0.7	199	72.6	58	21.2	15	5.5	0	0.0
08:00	499	3	0.6	385	77.2	94	18.8	14	2.8	3	0.6
09:00	461	4	0.9	356	77.2	86	18.7	14	3.0	1	0.2
10:00	394	4	1.0	290	73.6	77	19.5	22	5.6	1	0.3
11:00	393	1	0.3	315	80.2	61	15.5	13	3.3	3	0.8
12:00	375	2	0.5	290	77.3	69	18.4	14	3.7	0	0.0
13:00	339	3	0.9	255	75.2	70	20.7	10	3.0	1	0.3
14:00	383	3	0.8	288	75.2	74	19.3	16	4.2	2	0.5
15:00	509	5	1.0	386	75.8	104	20.4	14	2.8	0	0.0
16:00	434	1	0.2	347	80.0	68	15.7	18	4.2	0	0.0
17:00	402	3	0.8	321	79.9	70	17.4	6	1.5	2	0.5
18:00	265	0	0.0	209	78.9	50	18.9	6	2.3	0	0.0
19:00	139	1	0.7	116	83.5	20	14.4	2	1.4	0	0.0
20:00	128	0	0.0	102	79.7	20	15.6	5	3.9	1	0.8
21:00	53	1	1.9	41	77.4	5	9.4	5	9.4	1	1.9
22:00	42	0	0.0	35	83.3	7	16.7	0	0.0	0	0.0
23:00	36	0	0.0	32	88.9	2	5.6	2	5.6	0	0.0
12H,7-19	4728	31	0.7	3641	77.0	881	18.6	162	3.4	13	0.3
16H,6-22	5148	34	0.7	3963	77.0	955	18.6	180	3.5	16	0.3
18H,6-24	5226	34	0.7	4030	77.1	964	18.5	182	3.5	16	0.3
24H,0-24	5292	34	0.6	4071	76.9	981	18.5	189	3.6	17	0.3

12092 BIDEFORD Site No: 12092003 Location Site 3 - A386, Bideford
 Thu 02-Mar-23 to Wed 08-Mar-23 Channel: Northbound

TIME PERIOD	TOTAL VEHICLES	MOTOR-CYCLES	MOTOR-CYCLES%	CARS	CARS %	LGV	LGV %	HGV	HGV %	BUS	BUS %
Sat 04-Mar-23											
00:00	15	0	0.0	13	86.7	2	13.3	0	0.0	0	0.0
01:00	8	0	0.0	8	100.0	0	0.0	0	0.0	0	0.0
02:00	7	0	0.0	6	85.7	0	0.0	1	14.3	0	0.0
03:00	4	0	0.0	4	100.0	0	0.0	0	0.0	0	0.0
04:00	4	0	0.0	2	50.0	2	50.0	0	0.0	0	0.0
05:00	21	0	0.0	14	66.7	6	28.6	1	4.8	0	0.0
06:00	47	1	2.1	33	70.2	10	21.3	3	6.4	0	0.0
07:00	107	1	0.9	79	73.8	21	19.6	6	5.6	0	0.0
08:00	211	3	1.4	172	81.5	30	14.2	6	2.8	0	0.0
09:00	306	2	0.7	240	78.4	58	19.0	5	1.6	1	0.3
10:00	386	3	0.8	320	82.9	52	13.5	11	2.9	0	0.0
11:00	378	6	1.6	314	83.1	48	12.7	10	2.7	0	0.0
12:00	382	4	1.1	314	82.2	55	14.4	9	2.4	0	0.0
13:00	361	1	0.3	305	84.5	49	13.6	6	1.7	0	0.0
14:00	359	11	3.1	285	79.4	58	16.2	5	1.4	0	0.0
15:00	295	2	0.7	243	82.4	45	15.3	5	1.7	0	0.0
16:00	310	3	1.0	255	82.3	49	15.8	3	1.0	0	0.0
17:00	289	0	0.0	234	81.0	48	16.6	7	2.4	0	0.0
18:00	202	0	0.0	171	84.7	25	12.4	6	3.0	0	0.0
19:00	140	2	1.4	118	84.3	19	13.6	1	0.7	0	0.0
20:00	78	0	0.0	57	73.1	18	23.1	2	2.6	1	1.3
21:00	73	1	1.4	59	80.8	10	13.7	3	4.1	0	0.0
22:00	55	1	1.8	46	83.6	7	12.7	1	1.8	0	0.0
23:00	59	2	3.4	45	76.3	10	17.0	2	3.4	0	0.0
12H,7-19	3586	36	1.0	2932	81.8	538	15.0	79	2.2	1	0.0
16H,6-22	3924	40	1.0	3199	81.5	595	15.2	88	2.2	2	0.1
18H,6-24	4038	43	1.1	3290	81.5	612	15.2	91	2.3	2	0.1
24H,0-24	4097	43	1.1	3337	81.5	622	15.2	93	2.3	2	0.1

12092 BIDEFORD Site No: 12092003 Location Site 3 - A386, Bideford
 Thu 02-Mar-23 to Wed 08-Mar-23 Channel: Northbound

TIME PERIOD	TOTAL VEHICLES	MOTOR-CYCLES	MOTOR-CYCLES%	CARS	CARS %	LGV	LGV %	HGV	HGV %	BUS	BUS %
Sun 05-Mar-23											
00:00	22	1	4.6	17	77.3	4	18.2	0	0.0	0	0.0
01:00	14	0	0.0	12	85.7	2	14.3	0	0.0	0	0.0
02:00	4	0	0.0	4	100.0	0	0.0	0	0.0	0	0.0
03:00	7	0	0.0	5	71.4	2	28.6	0	0.0	0	0.0
04:00	4	0	0.0	3	75.0	1	25.0	0	0.0	0	0.0
05:00	10	1	10.0	8	80.0	1	10.0	0	0.0	0	0.0
06:00	29	0	0.0	23	79.3	6	20.7	0	0.0	0	0.0
07:00	39	1	2.6	31	79.5	7	18.0	0	0.0	0	0.0
08:00	116	3	2.6	97	83.6	14	12.1	1	0.9	1	0.9
09:00	442	5	1.1	367	83.0	67	15.2	3	0.7	0	0.0
10:00	261	2	0.8	224	85.8	31	11.9	4	1.5	0	0.0
11:00	321	9	2.8	259	80.7	49	15.3	4	1.3	0	0.0
12:00	388	10	2.6	308	79.4	66	17.0	4	1.0	0	0.0
13:00	327	6	1.8	270	82.6	47	14.4	4	1.2	0	0.0
14:00	260	2	0.8	209	80.4	45	17.3	3	1.2	1	0.4
15:00	237	1	0.4	192	81.0	41	17.3	3	1.3	0	0.0
16:00	238	0	0.0	188	79.0	44	18.5	6	2.5	0	0.0
17:00	206	1	0.5	171	83.0	33	16.0	1	0.5	0	0.0
18:00	126	1	0.8	107	84.9	16	12.7	2	1.6	0	0.0
19:00	111	1	0.9	91	82.0	18	16.2	1	0.9	0	0.0
20:00	81	0	0.0	69	85.2	11	13.6	1	1.2	0	0.0
21:00	50	0	0.0	37	74.0	10	20.0	3	6.0	0	0.0
22:00	33	0	0.0	24	72.7	8	24.2	1	3.0	0	0.0
23:00	12	0	0.0	10	83.3	2	16.7	0	0.0	0	0.0
12H,7-19	2961	41	1.4	2423	81.8	460	15.5	35	1.2	2	0.1
16H,6-22	3232	42	1.3	2643	81.8	505	15.6	40	1.2	2	0.1
18H,6-24	3277	42	1.3	2677	81.7	515	15.7	41	1.3	2	0.1
24H,0-24	3338	44	1.3	2726	81.7	525	15.7	41	1.2	2	0.1

12092 BIDEFORD Site No: 12092003 Location Site 3 - A386, Bideford
 Thu 02-Mar-23 to Wed 08-Mar-23 Channel: Northbound

TIME PERIOD	TOTAL VEHICLES	MOTOR-CYCLES	MOTOR-CYCLES%	CARS	CARS %	LGV	LGV %	HGV	HGV %	BUS	BUS %
Mon 06-Mar-23											
00:00	3	0	0.0	3	100.0	0	0.0	0	0.0	0	0.0
01:00	4	0	0.0	2	50.0	1	25.0	1	25.0	0	0.0
02:00	3	0	0.0	1	33.3	2	66.7	0	0.0	0	0.0
03:00	6	0	0.0	4	66.7	2	33.3	0	0.0	0	0.0
04:00	8	0	0.0	8	100.0	0	0.0	0	0.0	0	0.0
05:00	38	1	2.6	26	68.4	6	15.8	3	7.9	2	5.3
06:00	131	2	1.5	93	71.0	28	21.4	7	5.3	1	0.8
07:00	318	0	0.0	233	73.3	73	23.0	12	3.8	0	0.0
08:00	482	7	1.5	369	76.6	86	17.8	19	3.9	1	0.2
09:00	452	2	0.4	332	73.5	98	21.7	19	4.2	1	0.2
10:00	380	3	0.8	277	72.9	79	20.8	20	5.3	1	0.3
11:00	315	1	0.3	224	71.1	61	19.4	24	7.6	5	1.6
12:00	340	2	0.6	244	71.8	80	23.5	13	3.8	1	0.3
13:00	275	4	1.5	205	74.6	55	20.0	10	3.6	1	0.4
14:00	358	2	0.6	271	75.7	68	19.0	16	4.5	1	0.3
15:00	358	2	0.6	279	77.9	63	17.6	13	3.6	1	0.3
16:00	388	1	0.3	279	71.9	101	26.0	5	1.3	2	0.5
17:00	459	4	0.9	350	76.3	92	20.0	13	2.8	0	0.0
18:00	257	1	0.4	212	82.5	38	14.8	6	2.3	0	0.0
19:00	156	0	0.0	131	84.0	20	12.8	5	3.2	0	0.0
20:00	87	0	0.0	74	85.1	11	12.6	1	1.2	1	1.2
21:00	85	1	1.2	66	77.7	13	15.3	4	4.7	1	1.2
22:00	40	0	0.0	33	82.5	6	15.0	1	2.5	0	0.0
23:00	10	0	0.0	7	70.0	3	30.0	0	0.0	0	0.0
12H,7-19	4382	29	0.7	3275	74.7	894	20.4	170	3.9	14	0.3
16H,6-22	4841	32	0.7	3639	75.2	966	20.0	187	3.9	17	0.4
18H,6-24	4891	32	0.7	3679	75.2	975	19.9	188	3.8	17	0.4
24H,0-24	4953	33	0.7	3723	75.2	986	19.9	192	3.9	19	0.4

12092 BIDEFORD Site No: 12092003 Location Site 3 - A386, Bideford
 Thu 02-Mar-23 to Wed 08-Mar-23 Channel: Northbound

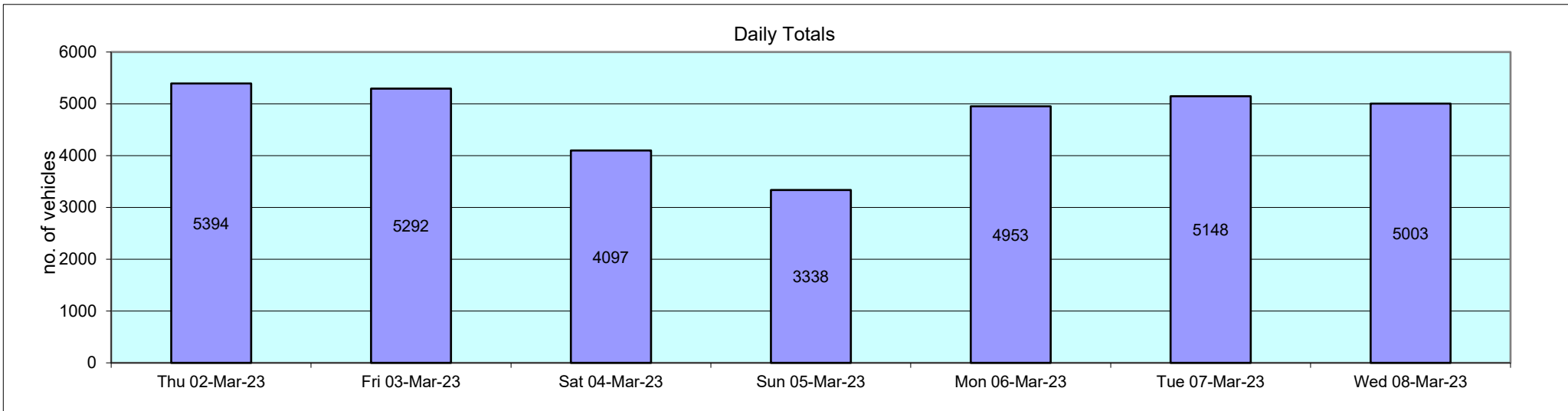
TIME PERIOD	TOTAL VEHICLES	MOTOR-CYCLES	MOTOR-CYCLES%	CARS	CARS %	LGV	LGV %	HGV	HGV %	BUS	BUS %
Tue 07-Mar-23											
00:00	9	0	0.0	4	44.4	3	33.3	2	22.2	0	0.0
01:00	3	0	0.0	2	66.7	1	33.3	0	0.0	0	0.0
02:00	7	0	0.0	5	71.4	2	28.6	0	0.0	0	0.0
03:00	4	0	0.0	4	100.0	0	0.0	0	0.0	0	0.0
04:00	8	0	0.0	5	62.5	2	25.0	1	12.5	0	0.0
05:00	43	0	0.0	33	76.7	8	18.6	2	4.7	0	0.0
06:00	124	2	1.6	91	73.4	26	21.0	4	3.2	1	0.8
07:00	315	4	1.3	220	69.8	83	26.4	8	2.5	0	0.0
08:00	512	2	0.4	386	75.4	106	20.7	17	3.3	1	0.2
09:00	408	3	0.7	312	76.5	74	18.1	17	4.2	2	0.5
10:00	364	2	0.6	289	79.4	56	15.4	16	4.4	1	0.3
11:00	350	4	1.1	253	72.3	70	20.0	19	5.4	4	1.1
12:00	348	2	0.6	266	76.4	65	18.7	12	3.5	3	0.9
13:00	340	1	0.3	253	74.4	70	20.6	15	4.4	1	0.3
14:00	340	2	0.6	253	74.4	65	19.1	17	5.0	3	0.9
15:00	400	6	1.5	303	75.8	77	19.3	12	3.0	2	0.5
16:00	462	4	0.9	326	70.6	121	26.2	10	2.2	1	0.2
17:00	435	5	1.2	345	79.3	71	16.3	13	3.0	1	0.2
18:00	272	1	0.4	206	75.7	56	20.6	9	3.3	0	0.0
19:00	181	0	0.0	149	82.3	30	16.6	2	1.1	0	0.0
20:00	87	1	1.2	67	77.0	14	16.1	5	5.8	0	0.0
21:00	63	1	1.6	46	73.0	13	20.6	2	3.2	1	1.6
22:00	43	0	0.0	30	69.8	11	25.6	2	4.7	0	0.0
23:00	30	0	0.0	26	86.7	4	13.3	0	0.0	0	0.0
12H,7-19	4546	36	0.8	3412	75.1	914	20.1	165	3.6	19	0.4
16H,6-22	5001	40	0.8	3765	75.3	997	19.9	178	3.6	21	0.4
18H,6-24	5074	40	0.8	3821	75.3	1012	19.9	180	3.6	21	0.4
24H,0-24	5148	40	0.8	3874	75.3	1028	20.0	185	3.6	21	0.4

12092 BIDEFORD Site No: 12092003 Location Site 3 - A386, Bideford
 Thu 02-Mar-23 to Wed 08-Mar-23 Channel: Northbound

TIME PERIOD	TOTAL VEHICLES	MOTOR-CYCLES	MOTOR-CYCLES%	CARS	CARS %	LGV	LGV %	HGV	HGV %	BUS	BUS %
Wed 08-Mar-23											
00:00	13	0	0.0	7	53.9	5	38.5	1	7.7	0	0.0
01:00	7	0	0.0	4	57.1	2	28.6	1	14.3	0	0.0
02:00	3	0	0.0	1	33.3	1	33.3	1	33.3	0	0.0
03:00	5	0	0.0	2	40.0	3	60.0	0	0.0	0	0.0
04:00	6	1	16.7	3	50.0	2	33.3	0	0.0	0	0.0
05:00	38	0	0.0	28	73.7	8	21.1	2	5.3	0	0.0
06:00	113	3	2.7	72	63.7	33	29.2	3	2.7	2	1.8
07:00	320	1	0.3	228	71.3	75	23.4	13	4.1	3	0.9
08:00	486	3	0.6	371	76.3	96	19.8	15	3.1	1	0.2
09:00	416	2	0.5	295	70.9	97	23.3	17	4.1	5	1.2
10:00	316	1	0.3	236	74.7	65	20.6	14	4.4	0	0.0
11:00	304	0	0.0	230	75.7	62	20.4	11	3.6	1	0.3
12:00	288	1	0.4	214	74.3	58	20.1	14	4.9	1	0.4
13:00	264	1	0.4	185	70.1	68	25.8	10	3.8	0	0.0
14:00	379	0	0.0	273	72.0	75	19.8	30	7.9	1	0.3
15:00	425	7	1.7	318	74.8	77	18.1	22	5.2	1	0.2
16:00	488	3	0.6	357	73.2	109	22.3	15	3.1	4	0.8
17:00	470	3	0.6	379	80.6	77	16.4	10	2.1	1	0.2
18:00	276	1	0.4	213	77.2	50	18.1	8	2.9	4	1.5
19:00	186	0	0.0	142	76.3	41	22.0	2	1.1	1	0.5
20:00	97	1	1.0	78	80.4	15	15.5	3	3.1	0	0.0
21:00	49	0	0.0	35	71.4	12	24.5	2	4.1	0	0.0
22:00	38	0	0.0	29	76.3	7	18.4	2	5.3	0	0.0
23:00	16	0	0.0	14	87.5	2	12.5	0	0.0	0	0.0
12H,7-19	4432	23	0.5	3299	74.4	909	20.5	179	4.0	22	0.5
16H,6-22	4877	27	0.6	3626	74.4	1010	20.7	189	3.9	25	0.5
18H,6-24	4931	27	0.6	3669	74.4	1019	20.7	191	3.9	25	0.5
24H,0-24	5003	28	0.6	3714	74.2	1040	20.8	196	3.9	25	0.5

12092 BIDEFORD Site No: 12092003 Location Site 3 - A386, Bideford
 Thu 02-Mar-23 to Wed 08-Mar-23 Channel: Northbound

TIME PERIOD	TOTAL VEHICLES	MOTOR-CYCLES	MOTOR-CYCLES%	CARS	CARS %	LGV	LGV %	HGV	HGV %	BUS	BUS %
Daily Totals											
Thu 02-Mar-23	5394	55	1.0	4094	75.9	1038	19.2	186	3.5	21	0.4
Fri 03-Mar-23	5292	34	0.6	4071	76.9	981	18.5	189	3.6	17	0.3
Sat 04-Mar-23	4097	43	1.1	3337	81.5	622	15.2	93	2.3	2	0.1
Sun 05-Mar-23	3338	44	1.3	2726	81.7	525	15.7	41	1.2	2	0.1
Mon 06-Mar-23	4953	33	0.7	3723	75.2	986	19.9	192	3.9	19	0.4
Tue 07-Mar-23	5148	40	0.8	3874	75.3	1028	20.0	185	3.6	21	0.4
Wed 08-Mar-23	5003	28	0.6	3714	74.2	1040	20.8	196	3.9	25	0.5
Total Vehicles											
[--]	33225	277	0.9	25539	77.2	6220	18.5	1082	3.1	107	0.3



12092 BIDEFORD Site No: 12092003 Location Site 3 - A386, Bideford
 Thu 02-Mar-23 to Wed 08-Mar-23 Channel: Northbound

Time Period	Total Vehicles	85%ile Speed	Mean Speed	Stand Dev.	<11Mph	11-<21	21-<31	31-<41	41-<46	46-<51	51-<56	56-<61	61-<66	66-<71	71-<76	=>76
Thu 02-Mar-23																
00:00	6	-	50.6	7.3	0	0	0	1	0	0	5	0	0	0	0	0
01:00	9	-	45.2	7.2	0	0	0	2	3	3	0	1	0	0	0	0
02:00	4	-	46.6	8.6	0	0	0	1	1	0	2	0	0	0	0	0
03:00	9	-	47.1	10	0	0	1	0	2	4	1	0	1	0	0	0
04:00	9	-	51.6	12.2	0	0	0	1	2	2	2	1	0	0	0	1
05:00	40	54.8	48.8	6.8	0	0	0	4	8	14	10	2	2	0	0	0
06:00	125	53.8	47.1	6.9	0	0	1	16	35	43	19	9	1	1	0	0
07:00	317	52.3	46.7	5.7	0	0	0	29	116	112	47	10	3	0	0	0
08:00	482	49.8	44.1	5.9	0	0	2	105	204	128	37	4	2	0	0	0
09:00	427	47.7	41.8	6.1	0	1	9	144	182	79	11	0	0	1	0	0
10:00	450	48	42.2	5.6	0	0	4	145	197	91	13	0	0	0	0	0
11:00	373	48.4	42.3	5.9	0	0	6	118	152	83	13	1	0	0	0	0
12:00	359	49.2	43.9	5.4	0	0	0	74	169	97	14	5	0	0	0	0
13:00	338	49	42.1	7.1	0	0	24	86	133	73	20	2	0	0	0	0
14:00	418	48.7	42.2	6.3	0	1	2	156	146	92	15	5	1	0	0	0
15:00	439	48.7	42.8	5.7	0	0	3	128	185	106	16	1	0	0	0	0
16:00	478	48.5	42.3	6.2	0	0	6	161	200	79	29	1	2	0	0	0
17:00	435	50.7	45.3	5.6	0	0	1	57	202	117	46	12	0	0	0	0
18:00	271	50.9	44.6	6.8	0	0	1	65	103	62	28	9	2	1	0	0
19:00	172	52.9	45.2	7.6	0	0	1	47	43	45	25	8	2	1	0	0
20:00	97	53.8	48.2	6.7	0	0	1	4	30	38	16	3	3	2	0	0
21:00	72	56.4	46.6	9.2	0	0	2	14	21	16	7	8	3	0	1	0
22:00	40	55.4	48.6	8	0	0	0	7	6	10	12	4	0	1	0	0
23:00	24	59.2	52.6	9	0	0	0	1	4	6	7	3	1	0	2	0
12H,7-19	4787	49.4	43.3	6.2	0	2	58	1268	1989	1119	289	50	10	2	0	0
16H,6-22	5253	49.7	43.6	6.4	0	2	63	1349	2118	1261	356	78	19	6	1	0
18H,6-24	5317	49.8	43.6	6.4	0	2	63	1357	2128	1277	375	85	20	7	3	0
24H,0-24	5394	49.9	43.7	6.5	0	2	64	1366	2144	1300	395	89	23	7	3	1

12092 BIDEFORD Site No: 12092003 Location Site 3 - A386, Bideford
 Thu 02-Mar-23 to Wed 08-Mar-23 Channel: Northbound

Time Period	Total Vehicles	85%ile Speed	Mean Speed	Stand Dev.	<11Mph	11-<21	21-<31	31-<41	41-<46	46-<51	51-<56	56-<61	61-<66	66-<71	71-<76	=>76
Fri 03-Mar-23																
00:00	9	-	50.7	5.2	0	0	0	0	2	2	4	1	0	0	0	0
01:00	6	-	46.8	12.5	0	0	0	2	2	0	1	0	0	1	0	0
02:00	2	-	34.8	12.4	0	0	1	0	1	0	0	0	0	0	0	0
03:00	8	-	54.1	7.4	0	0	0	0	1	1	4	1	0	1	0	0
04:00	5	-	46.5	4.6	0	0	0	0	3	1	1	0	0	0	0	0
05:00	36	57.1	47.7	9	0	1	0	3	10	13	2	5	2	0	0	0
06:00	100	54.1	47	7.5	0	0	1	15	29	29	17	5	3	1	0	0
07:00	274	52.3	46.9	5.6	0	0	1	19	99	103	41	8	3	0	0	0
08:00	499	50.1	43.7	7.3	0	0	22	113	163	152	36	7	6	0	0	0
09:00	461	49.1	42.4	7.1	0	0	28	119	167	123	20	2	1	0	1	0
10:00	394	49.3	43.9	5.7	0	0	0	88	180	100	21	2	2	1	0	0
11:00	393	49.6	43.8	5.7	0	0	0	96	164	102	30	0	1	0	0	0
12:00	375	49	43.1	6.4	0	0	1	113	158	78	15	5	4	0	1	0
13:00	339	48.8	42.6	6.5	0	0	15	82	152	69	20	1	0	0	0	0
14:00	383	49.3	42.6	7	0	0	18	104	150	81	24	4	2	0	0	0
15:00	509	48.3	42.6	6	0	1	9	136	240	99	20	3	1	0	0	0
16:00	434	50.2	43.6	6.4	0	0	0	133	151	100	40	10	0	0	0	0
17:00	402	50.5	44.4	6.7	0	0	4	91	157	100	33	13	4	0	0	0
18:00	265	49.7	43.5	6.5	0	0	2	75	99	66	18	3	1	1	0	0
19:00	139	53.5	45.9	7.5	0	0	1	29	41	33	27	6	1	0	1	0
20:00	128	50.2	41.8	9.7	0	6	8	32	37	30	11	3	1	0	0	0
21:00	53	53.2	46.5	6.5	0	0	0	6	23	12	8	3	1	0	0	0
22:00	42	53.3	46.2	6.6	0	0	0	7	15	9	9	2	0	0	0	0
23:00	36	61.1	49.8	9.1	0	0	0	3	13	5	8	1	5	0	1	0
12H,7-19	4728	49.7	43.5	6.5	0	1	100	1169	1880	1173	318	58	25	2	2	0
16H,6-22	5148	49.9	43.6	6.7	0	7	110	1251	2010	1277	381	75	31	3	3	0
18H,6-24	5226	50	43.7	6.8	0	7	110	1261	2038	1291	398	78	36	3	4	0
24H,0-24	5292	50	43.7	6.8	0	8	111	1266	2057	1308	410	85	38	5	4	0

12092 BIDEFORD Site No: 12092003 Location Site 3 - A386, Bideford
 Thu 02-Mar-23 to Wed 08-Mar-23 Channel: Northbound

Time Period	Total Vehicles	85%ile Speed	Mean Speed	Stand Dev.	<11Mph	11-<21	21-<31	31-<41	41-<46	46-<51	51-<56	56-<61	61-<66	66-<71	71-<76	=>76
Sat 04-Mar-23																
00:00	15	57.3	49	8.1	0	0	0	1	6	3	2	1	2	0	0	0
01:00	8	-	46.9	6.5	0	0	0	1	2	4	0	1	0	0	0	0
02:00	7	-	46	10.4	0	0	1	0	2	2	1	1	0	0	0	0
03:00	4	-	46.6	11.8	0	0	0	1	2	0	0	0	1	0	0	0
04:00	4	-	47.3	4.9	0	0	0	0	2	1	1	0	0	0	0	0
05:00	21	55.5	50.2	5.5	0	0	0	0	6	5	7	3	0	0	0	0
06:00	47	55.8	49.2	6.8	0	0	0	3	16	6	15	6	1	0	0	0
07:00	107	54.4	47.2	7.5	0	1	0	12	34	32	17	7	4	0	0	0
08:00	211	52.3	45.5	6.7	0	0	1	45	59	65	35	5	1	0	0	0
09:00	306	49.7	43.7	6.3	0	1	5	62	142	67	23	6	0	0	0	0
10:00	386	49	42.7	7.2	0	0	22	87	172	77	19	6	1	1	1	0
11:00	378	49	43.3	6	0	0	11	76	180	89	20	2	0	0	0	0
12:00	382	49.5	43.7	6.2	0	0	9	76	171	97	25	3	0	1	0	0
13:00	361	49.7	43.7	6	0	1	1	89	143	99	27	0	1	0	0	0
14:00	359	48.4	42.5	6.3	0	2	11	85	173	70	17	1	0	0	0	0
15:00	295	49.6	43.8	5.9	0	0	0	74	117	83	16	4	1	0	0	0
16:00	310	48.8	43.2	5.8	0	0	0	87	140	64	14	3	2	0	0	0
17:00	289	50.6	45.7	5.5	0	0	0	36	115	103	27	7	1	0	0	0
18:00	202	50.7	44.7	6.7	0	0	0	49	70	56	18	6	3	0	0	0
19:00	140	52.4	43.9	8.1	0	0	7	34	50	22	19	7	0	1	0	0
20:00	78	53.7	45.5	8.4	0	0	0	25	13	24	7	6	2	1	0	0
21:00	73	54.6	45.7	9.3	0	0	1	22	16	14	12	6	0	1	0	1
22:00	55	54.5	48	7	0	0	0	6	13	23	6	5	1	1	0	0
23:00	59	54.5	46.9	8.7	0	0	0	14	12	18	8	4	1	1	1	0
12H,7-19	3586	49.8	43.8	6.4	0	5	60	778	1516	902	258	50	14	2	1	0
16H,6-22	3924	50.1	44	6.6	0	5	68	862	1611	968	311	75	17	5	1	1
18H,6-24	4038	50.2	44.1	6.7	0	5	68	882	1636	1009	325	84	19	7	2	1
24H,0-24	4097	50.2	44.1	6.7	0	5	69	885	1656	1024	336	90	22	7	2	1

12092 BIDEFORD Site No: 12092003 Location Site 3 - A386, Bideford
 Thu 02-Mar-23 to Wed 08-Mar-23 Channel: Northbound

Time Period	Total Vehicles	85%ile Speed	Mean Speed	Stand Dev.	<11Mph	11-<21	21-<31	31-<41	41-<46	46-<51	51-<56	56-<61	61-<66	66-<71	71-<76	=>76
Sun 05-Mar-23																
00:00	22	59.7	52.3	9.9	0	0	0	1	5	6	4	3	0	1	2	0
01:00	14	57	48.7	9.6	0	0	0	3	2	4	2	2	0	1	0	0
02:00	4	-	48.5	4.2	0	0	0	0	1	2	1	0	0	0	0	0
03:00	7	-	58.5	3.2	0	0	0	0	0	0	1	5	1	0	0	0
04:00	4	-	47.9	11.6	0	0	0	1	1	1	0	0	1	0	0	0
05:00	10	53.5	42.5	12.4	0	1	0	3	2	1	2	1	0	0	0	0
06:00	29	54.5	49.2	5.5	0	0	0	0	9	11	6	2	1	0	0	0
07:00	39	54.7	47.8	7.8	0	0	1	4	10	11	9	2	2	0	0	0
08:00	116	52.1	46.6	6.7	0	1	0	11	43	41	10	8	2	0	0	0
09:00	442	46	41.2	5.5	0	0	1	185	189	55	10	2	0	0	0	0
10:00	261	49.2	41.4	9	1	11	14	60	104	49	19	3	0	0	0	0
11:00	321	48.6	42.3	6.7	0	3	7	95	134	63	16	3	0	0	0	0
12:00	388	49.5	43	6.5	0	0	8	111	148	90	25	5	1	0	0	0
13:00	327	49.9	44.3	6.1	0	0	4	67	122	107	23	3	1	0	0	0
14:00	260	49.8	44.8	5.4	0	0	0	37	128	74	16	3	1	1	0	0
15:00	237	50.4	44.9	5.8	0	1	0	38	98	72	27	1	0	0	0	0
16:00	238	50.7	45	6.5	0	0	5	40	79	82	28	3	1	0	0	0
17:00	206	50.5	44.8	6.5	0	0	2	47	57	76	19	5	0	0	0	0
18:00	126	50.4	45.3	6	0	0	0	23	43	46	9	5	0	0	0	0
19:00	111	54	45	9.7	0	1	7	24	24	27	18	5	4	1	0	0
20:00	81	55.1	47.9	7.5	0	0	0	11	21	25	14	6	3	1	0	0
21:00	50	55.6	49.3	9.1	0	0	0	8	9	12	14	3	0	3	1	0
22:00	33	50.4	44	7.6	0	0	0	12	7	9	4	0	1	0	0	0
23:00	12	-	56	11.7	0	0	0	0	1	5	1	3	0	0	0	2
12H,7-19	2961	49.8	43.6	6.7	1	16	42	718	1155	766	211	43	8	1	0	0
16H,6-22	3232	50.2	43.9	6.9	1	17	49	761	1218	841	263	59	16	6	1	0
18H,6-24	3277	50.2	43.9	7	1	17	49	773	1226	855	268	62	17	6	1	2
24H,0-24	3338	50.3	44	7.1	1	18	49	781	1237	869	278	73	19	8	3	2

12092 BIDEFORD Site No: 12092003 Location Site 3 - A386, Bideford
 Thu 02-Mar-23 to Wed 08-Mar-23 Channel: Northbound

Time Period	Total Vehicles	85%ile Speed	Mean Speed	Stand Dev.	<11Mph	11-<21	21-<31	31-<41	41-<46	46-<51	51-<56	56-<61	61-<66	66-<71	71-<76	=>76
Mon 06-Mar-23																
00:00	3	-	42.7	6.3	0	0	0	1	1	1	0	0	0	0	0	0
01:00	4	-	49.1	11.3	0	0	0	1	0	2	0	0	1	0	0	0
02:00	3	-	53.5	1.7	0	0	0	0	0	0	3	0	0	0	0	0
03:00	6	-	51.8	6.2	0	0	0	0	1	2	1	2	0	0	0	0
04:00	8	-	55.1	11	0	0	0	1	0	2	1	2	0	2	0	0
05:00	38	57.5	49.4	7.1	0	0	0	2	12	10	6	6	2	0	0	0
06:00	131	54.9	48.3	7	0	0	0	15	29	45	28	10	3	0	1	0
07:00	318	52.1	46.3	6	0	0	0	39	122	100	40	14	3	0	0	0
08:00	482	49	42.2	7.2	0	1	26	135	189	97	27	6	0	1	0	0
09:00	452	47.3	38.6	9.6	0	45	9	180	131	74	11	2	0	0	0	0
10:00	380	48.9	43	6.3	0	3	5	88	180	81	19	4	0	0	0	0
11:00	315	48.6	42.7	5.8	0	0	2	95	138	62	17	1	0	0	0	0
12:00	340	48.1	42.4	6	0	2	3	99	158	64	12	2	0	0	0	0
13:00	275	49.4	42.6	7.1	0	1	13	70	106	64	18	3	0	0	0	0
14:00	358	50.2	44.7	5.7	0	0	1	62	156	102	32	4	1	0	0	0
15:00	358	49.5	43.7	6.2	0	0	9	70	161	91	21	5	1	0	0	0
16:00	388	50.6	45	5.8	0	0	0	66	164	109	38	11	0	0	0	0
17:00	459	50	44.9	5.6	0	0	4	59	219	133	32	11	1	0	0	0
18:00	257	48.7	42.5	6.9	0	0	4	87	103	44	12	4	1	1	1	0
19:00	156	51.8	43.9	8.1	0	2	4	39	51	33	20	5	2	0	0	0
20:00	87	53.9	47.2	7.8	0	1	0	6	37	23	11	4	4	0	1	0
21:00	85	52.9	46	6.8	0	0	1	14	26	25	15	4	0	0	0	0
22:00	40	57.9	49.8	9.1	0	0	0	8	4	7	13	4	3	1	0	0
23:00	10	51	47.5	4.2	0	0	0	0	4	4	2	0	0	0	0	0
12H,7-19	4382	49.5	43.2	6.9	0	52	76	1050	1827	1021	279	67	7	2	1	0
16H,6-22	4841	49.9	43.4	7.1	0	55	81	1124	1970	1147	353	90	16	2	3	0
18H,6-24	4891	49.9	43.5	7.1	0	55	81	1132	1978	1158	368	94	19	3	3	0
24H,0-24	4953	50	43.6	7.2	0	55	81	1137	1992	1175	379	104	22	5	3	0

12092 BIDEFORD Site No: 12092003 Location Site 3 - A386, Bideford
 Thu 02-Mar-23 to Wed 08-Mar-23 Channel: Northbound

Time Period	Total Vehicles	85%ile Speed	Mean Speed	Stand Dev.	<11Mph	11-<21	21-<31	31-<41	41-<46	46-<51	51-<56	56-<61	61-<66	66-<71	71-<76	=>76
Tue 07-Mar-23																
00:00	9	-	48.2	7.2	0	0	0	1	3	1	3	1	0	0	0	0
01:00	3	-	53.5	5	0	0	0	0	0	1	1	1	0	0	0	0
02:00	7	-	45.3	5.7	0	0	0	1	3	2	1	0	0	0	0	0
03:00	4	-	51	3.2	0	0	0	0	0	2	2	0	0	0	0	0
04:00	8	-	50.1	7.3	0	0	0	1	1	1	4	1	0	0	0	0
05:00	43	53.5	48.2	5.8	0	0	0	1	16	15	8	2	0	1	0	0
06:00	124	54.4	46.9	7.1	0	0	1	16	44	29	22	9	3	0	0	0
07:00	315	51.3	46.3	5.5	0	0	1	29	122	113	41	8	1	0	0	0
08:00	512	50.1	44.8	5.6	0	0	0	85	228	148	42	7	1	1	0	0
09:00	408	47.9	42.1	5.8	0	0	1	147	171	72	13	3	1	0	0	0
10:00	364	49	43.4	5.5	0	0	1	87	174	79	20	3	0	0	0	0
11:00	350	48.6	43.3	5.2	0	0	0	83	175	76	16	0	0	0	0	0
12:00	348	49.3	43.5	6	0	0	2	90	148	84	19	3	2	0	0	0
13:00	340	48.3	42.4	5.8	0	1	0	114	139	74	9	3	0	0	0	0
14:00	340	48.8	41.5	7.2	0	1	16	125	109	67	20	1	0	0	1	0
15:00	400	48.9	42.8	6.1	0	0	0	134	156	86	19	2	2	1	0	0
16:00	462	50.6	44.9	6.3	0	0	4	92	155	154	46	10	1	0	0	0
17:00	435	50.5	44.8	6.4	0	0	1	94	160	126	38	13	1	2	0	0
18:00	272	50.8	44.2	6.8	0	0	2	72	95	64	30	6	3	0	0	0
19:00	181	52.1	45.7	7.4	0	1	1	32	63	52	20	6	5	1	0	0
20:00	87	53.9	45.9	7.6	0	0	1	21	18	22	20	5	0	0	0	0
21:00	63	52.7	44.8	9.8	0	0	7	9	14	21	6	3	2	1	0	0
22:00	43	55.3	47.7	8.2	0	0	0	9	6	15	7	3	3	0	0	0
23:00	30	56	49.7	7.6	0	0	0	2	7	11	5	2	2	1	0	0
12H,7-19	4546	49.7	43.7	6.2	0	2	28	1152	1832	1143	313	59	12	4	1	0
16H,6-22	5001	50	43.9	6.4	0	3	38	1230	1971	1267	381	82	22	6	1	0
18H,6-24	5074	50	44	6.4	0	3	38	1241	1984	1293	393	87	27	7	1	0
24H,0-24	5148	50.1	44	6.4	0	3	38	1245	2007	1315	412	92	27	8	1	0

12092 BIDEFORD Site No: 12092003 Location Site 3 - A386, Bideford
 Thu 02-Mar-23 to Wed 08-Mar-23 Channel: Northbound

Time Period	Total Vehicles	85%ile Speed	Mean Speed	Stand Dev.	<11Mph	11-<21	21-<31	31-<41	41-<46	46-<51	51-<56	56-<61	61-<66	66-<71	71-<76	=>76
Wed 08-Mar-23																
00:00	13	54.2	48.9	5.4	0	0	0	0	5	3	4	1	0	0	0	0
01:00	7	-	38.5	7.2	0	0	0	6	0	0	1	0	0	0	0	0
02:00	3	-	46	9	0	0	0	1	0	1	1	0	0	0	0	0
03:00	5	-	38.5	7.8	0	0	1	1	3	0	0	0	0	0	0	0
04:00	6	-	47.3	8.1	0	0	0	1	2	1	1	1	0	0	0	0
05:00	38	54.6	48.9	6.5	0	0	0	4	4	18	8	3	1	0	0	0
06:00	113	51.9	45.8	6.9	0	1	0	18	36	38	15	4	1	0	0	0
07:00	320	49.9	44.8	5.3	0	0	0	47	152	94	23	3	1	0	0	0
08:00	486	49.4	44.1	5.3	0	0	1	91	231	132	29	1	1	0	0	0
09:00	416	47.8	42.1	5.8	0	0	5	140	181	75	12	3	0	0	0	0
10:00	316	49.1	43.7	5.2	0	0	0	68	149	83	16	0	0	0	0	0
11:00	304	48.8	43.8	4.9	0	0	0	56	159	77	11	1	0	0	0	0
12:00	288	49.1	43.1	6	0	0	0	88	118	62	15	5	0	0	0	0
13:00	264	48.8	43	5.8	0	0	0	79	108	65	9	2	1	0	0	0
14:00	379	48.2	42.3	6	0	0	9	110	169	76	13	2	0	0	0	0
15:00	425	48.8	41.6	6.9	0	0	19	157	139	82	26	2	0	0	0	0
16:00	488	47.9	41.2	6.7	0	0	22	187	174	84	18	2	1	0	0	0
17:00	470	49.8	43.7	6.4	0	0	2	133	164	131	29	7	3	1	0	0
18:00	276	50	43.5	6.4	0	0	1	85	89	73	25	3	0	0	0	0
19:00	186	49.9	42.8	6.7	0	0	0	71	61	33	16	5	0	0	0	0
20:00	97	56.3	48	7.5	0	0	1	12	26	25	17	15	1	0	0	0
21:00	49	54.8	47.9	6.8	0	0	0	4	18	13	8	4	2	0	0	0
22:00	38	52.8	46.5	7.7	0	0	0	9	6	15	5	1	2	0	0	0
23:00	16	56.3	49.6	8	0	0	0	1	5	4	3	2	0	1	0	0
12H,7-19	4432	49.1	43	6.1	0	0	59	1241	1833	1034	226	31	7	1	0	0
16H,6-22	4877	49.3	43.2	6.2	0	1	60	1346	1974	1143	282	59	11	1	0	0
18H,6-24	4931	49.4	43.2	6.3	0	1	60	1356	1985	1162	290	62	13	2	0	0
24H,0-24	5003	49.5	43.3	6.3	0	1	61	1369	1999	1185	305	67	14	2	0	0

12092 BIDEFORD Site No: 12092003 Location Site 3 - A386, Bideford
 Thu 02-Mar-23 to Wed 08-Mar-23 Channel: Northbound

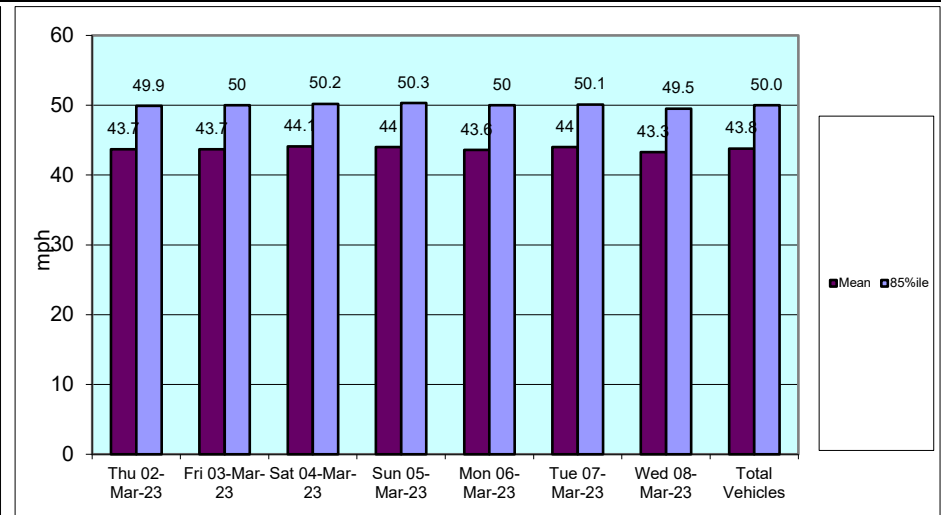
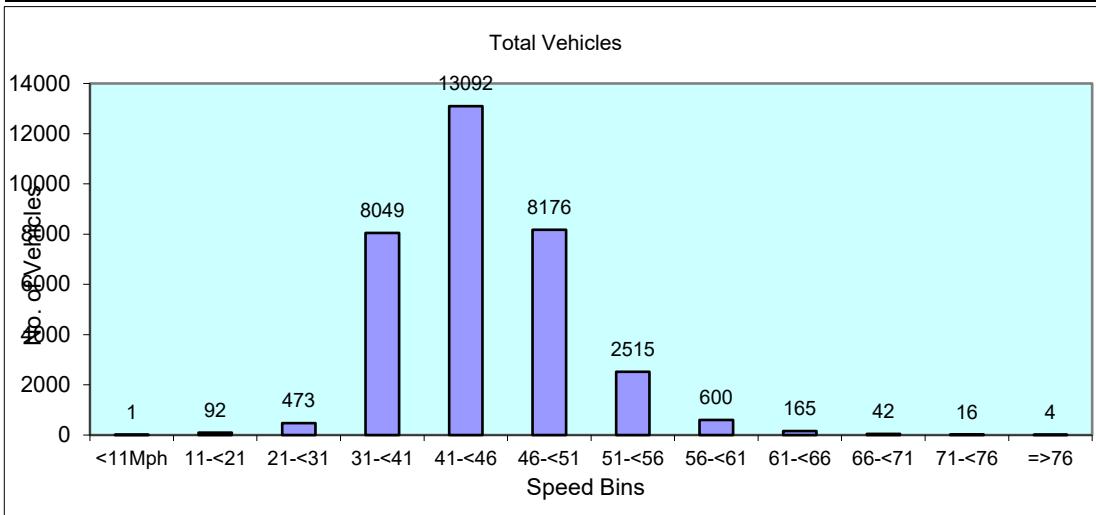
Time Period	Total Vehicles	85%ile Speed	Mean Speed	Stand Dev.	<11Mph	11-<21	21-<31	31-<41	41-<46	46-<51	51-<56	56-<61	61-<66	66-<71	71-<76	=>76
-------------	----------------	--------------	------------	------------	--------	--------	--------	--------	--------	--------	--------	--------	--------	--------	--------	------

Daily Totals

Thu 02-Mar-23	5394	49.9	43.7	6.5	0	2	64	1366	2144	1300	395	89	23	7	3	1
Fri 03-Mar-23	5292	50	43.7	6.8	0	8	111	1266	2057	1308	410	85	38	5	4	0
Sat 04-Mar-23	4097	50.2	44.1	6.7	0	5	69	885	1656	1024	336	90	22	7	2	1
Sun 05-Mar-23	3338	50.3	44	7.1	1	18	49	781	1237	869	278	73	19	8	3	2
Mon 06-Mar-23	4953	50	43.6	7.2	0	55	81	1137	1992	1175	379	104	22	5	3	0
Tue 07-Mar-23	5148	50.1	44	6.4	0	3	38	1245	2007	1315	412	92	27	8	1	0
Wed 08-Mar-23	5003	49.5	43.3	6.3	0	1	61	1369	1999	1185	305	67	14	2	0	0

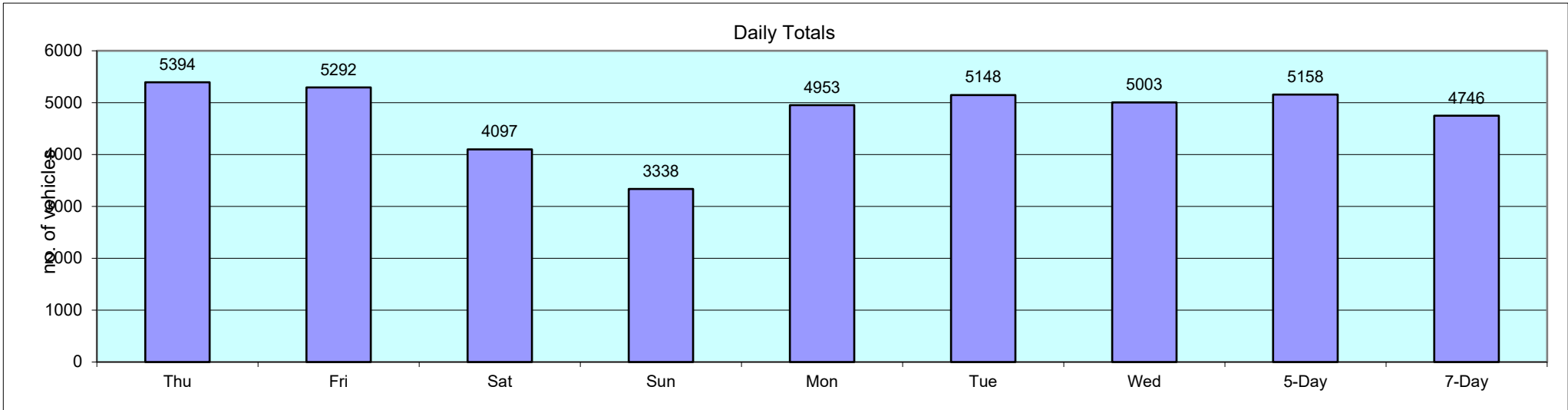
Total Vehicles

[--]	33225	50.0	43.8	6.7	1	92	473	8049	13092	8176	2515	600	165	42	16	4
------	-------	------	------	-----	---	----	-----	------	-------	------	------	-----	-----	----	----	---



12092	BIDEFORD		Site No: 12092003		Location		Site 3 - A386, Bideford		
	Channel: Northbound								
TIME PERIOD	Thu 02/03/23	Fri 03/03/23	Sat 04/03/23	Sun 05/03/23	Mon 06/03/23	Tue 07/03/23	Wed 08/03/23	5-Day Av	7-Day Av
Week Begin: 02-Mar-23									
00:00	6	9	15	22	3	9	13	8	11
01:00	9	6	8	14	4	3	7	6	7
02:00	4	2	7	4	3	7	3	4	4
03:00	9	8	4	7	6	4	5	6	6
04:00	9	5	4	4	8	8	6	7	6
05:00	40	36	21	10	38	43	38	39	32
06:00	125	100	47	29	131	124	113	119	96
07:00	317	274	107	39	318	315	320	309	241
08:00	482	499	211	116	482	512	486	492	398
09:00	427	461	306	442	452	408	416	433	416
10:00	450	394	386	261	380	364	316	381	364
11:00	373	393	378	321	315	350	304	347	348
12:00	359	375	382	388	340	348	288	342	354
13:00	338	339	361	327	275	340	264	311	321
14:00	418	383	359	260	358	340	379	376	357
15:00	439	509	295	237	358	400	425	426	380
16:00	478	434	310	238	388	462	488	450	400
17:00	435	402	289	206	459	435	470	440	385
18:00	271	265	202	126	257	272	276	268	238
19:00	172	139	140	111	156	181	186	167	155
20:00	97	128	78	81	87	87	97	99	94
21:00	72	53	73	50	85	63	49	64	64
22:00	40	42	55	33	40	43	38	41	42
23:00	24	36	59	12	10	30	16	23	27
12H,7-19	4787	4728	3586	2961	4382	4546	4432	4575	4203
16H,6-22	5253	5148	3924	3232	4841	5001	4877	5024	4611
18H,6-24	5317	5226	4038	3277	4891	5074	4931	5088	4679
24H,0-24	5394	5292	4097	3338	4953	5148	5003	5158	4746
Am	08:00	08:00	10:00	09:00	08:00	08:00	08:00		
Peak	482	499	386	442	482	512	486		
Pm	16:00	15:00	12:00	12:00	17:00	16:00	16:00		
Peak	478	509	382	388	459	462	488		

12092	BIDEFORD		Site No: 12092003	Location	Site 3 - A386, Bideford				
			Channel: Northbound						
TIME PERIOD	Thu	Fri	Sat	Sun	Mon	Tue	Wed	5-Day	7-Day
	02/03/23	03/03/23	04/03/23	05/03/23	06/03/23	07/03/23	08/03/23	Av	Av



12092		BIDEFORD				Site No: 12092003		Location		Site 3 - A386, Bideford					
Thu 02-Mar-23 to Wed 08-Mar-23		Channel: Southbound													
TIME PERIOD	TOTAL VEHICLES	MOTOR-CYCLES	CARS OR CAR-BASED LGV	LIGHT GOODS VEHICLES	BUSES	TWO AXLE, SIX TYRE, RIGID/BUSES	THREE AXLE RIGID	FOUR OR MORE AXLE RIGID	FOUR OR LESS AXLE ARTIC	FIVE AXLE ARTIC	SIX OR MORE AXLE ARTIC	FIVE OR LESS AXLE MULTI-TRAILER ARTIC	SIX AXLE MULTI-TRAILER ARTIC	SEVEN OR MORE AXLE ARTIC	
Thu 02-Mar-23															
00:00	7	0	6	0	0	0	0	0	1	0	0	0	0	0	
01:00	6	1	5	0	0	0	0	0	0	0	0	0	0	0	
02:00	5	0	3	1	1	0	0	0	0	0	0	0	0	0	
03:00	11	1	8	2	0	0	0	0	0	0	0	0	0	0	
04:00	17	0	15	1	0	0	1	0	0	0	0	0	0	0	
05:00	50	1	35	8	0	1	1	1	1	0	1	1	0	0	
06:00	161	1	119	33	0	3	2	0	2	0	1	0	0	0	
07:00	388	1	279	100	1	4	1	0	1	0	0	1	0	0	
08:00	389	2	309	67	1	4	3	0	2	0	1	0	0	0	
09:00	269	2	210	43	1	3	4	0	4	1	1	0	0	0	
10:00	301	3	247	36	1	3	3	0	3	1	2	2	0	0	
11:00	326	2	255	47	4	10	3	0	0	1	1	3	0	0	
12:00	350	7	289	48	0	3	2	0	1	0	0	0	0	0	
13:00	345	6	280	51	0	2	3	0	2	0	0	1	0	0	
14:00	388	8	320	48	1	6	4	0	1	0	0	0	0	0	
15:00	419	4	347	55	0	2	1	1	5	0	2	2	0	0	
16:00	437	7	352	67	0	2	4	0	2	1	1	1	0	0	
17:00	446	0	388	51	0	4	3	0	0	0	0	0	0	0	
18:00	282	4	234	40	1	1	0	0	2	0	0	0	0	0	
19:00	166	1	135	27	0	0	2	0	1	0	0	0	0	0	
20:00	134	0	120	12	0	2	0	0	0	0	0	0	0	0	
21:00	103	0	95	8	0	0	0	0	0	0	0	0	0	0	
22:00	60	0	55	5	0	0	0	0	0	0	0	0	0	0	
23:00	30	0	29	0	0	1	0	0	0	0	0	0	0	0	
12H,7-19	4340	46	3510	653	10	44	31	1	23	4	8	10	0	0	
16H,6-22	4904	48	3979	733	10	49	35	1	26	4	9	10	0	0	
18H,6-24	4994	48	4063	738	10	50	35	1	26	4	9	10	0	0	
24H,0-24	5090	51	4135	750	11	51	37	2	28	4	10	11	0	0	

12092 BIDEFORD Site No: 12092003 Location Site 3 - A386, Bideford
 Thu 02-Mar-23 to Wed 08-Mar-23 Channel: Southbound

TIME PERIOD	TOTAL VEHICLES	MOTOR-CYCLES	CARS OR CAR-BASED LGV	LIGHT GOODS VEHICLES	BUSES	TWO AXLE, SIX TYRE, RIGID/BUSES	THREE AXLE RIGID	FOUR OR MORE AXLE RIGID	FOUR OR LESS AXLE ARTIC	FIVE AXLE ARTIC	SIX OR MORE AXLE ARTIC	FIVE OR LESS AXLE MULTI-TRAILER ARTIC	SIX AXLE MULTI-TRAILER ARTIC	SEVEN OR MORE AXLE ARTIC
Fri 03-Mar-23														
00:00	13	1	10	1	0	0	0	0	0	0	1	0	0	0
01:00	7	0	7	0	0	0	0	0	0	0	0	0	0	0
02:00	4	0	1	3	0	0	0	0	0	0	0	0	0	0
03:00	5	0	5	0	0	0	0	0	0	0	0	0	0	0
04:00	17	1	11	4	0	1	0	0	0	0	0	0	0	0
05:00	48	1	35	4	0	3	2	1	1	0	0	1	0	0
06:00	144	0	95	34	1	7	1	0	2	0	0	4	0	0
07:00	358	1	262	81	2	3	1	0	2	0	4	2	0	0
08:00	386	1	307	63	1	5	6	0	1	0	1	1	0	0
09:00	311	2	239	45	4	8	6	1	1	0	2	3	0	0
10:00	321	1	266	45	1	3	2	0	2	0	0	1	0	0
11:00	371	4	295	49	1	6	8	0	2	1	3	2	0	0
12:00	409	2	344	56	1	2	3	0	0	0	0	1	0	0
13:00	333	3	279	45	0	2	3	1	0	0	0	0	0	0
14:00	446	5	371	54	0	7	4	0	3	0	1	1	0	0
15:00	458	2	389	52	0	3	7	0	2	1	1	1	0	0
16:00	444	0	389	44	0	4	4	0	2	0	0	1	0	0
17:00	390	2	333	48	0	3	2	0	1	0	1	0	0	0
18:00	277	1	247	23	1	1	2	0	0	0	1	1	0	0
19:00	200	0	183	12	1	1	2	0	0	0	1	0	0	0
20:00	121	0	104	16	0	0	0	0	0	0	1	0	0	0
21:00	108	1	99	7	0	1	0	0	0	0	0	0	0	0
22:00	68	0	64	3	0	1	0	0	0	0	0	0	0	0
23:00	31	0	28	2	0	1	0	0	0	0	0	0	0	0
12H,7-19	4504	24	3721	605	11	47	48	2	16	2	14	14	0	0
16H,6-22	5077	25	4202	674	13	56	51	2	18	2	16	18	0	0
18H,6-24	5176	25	4294	679	13	58	51	2	18	2	16	18	0	0
24H,0-24	5270	28	4363	691	13	62	53	3	19	2	17	19	0	0

TIME PERIOD	TOTAL VEHICLES	MOTOR-CYCLES	CARS OR CAR-BASED LGV	LIGHT GOODS VEHICLES	BUSES	TWO AXLE, SIX TYRE, RIGID/BUSES	THREE AXLE RIGID	FOUR OR MORE AXLE RIGID	FOUR OR LESS AXLE ARTIC	FIVE AXLE ARTIC	SIX OR MORE AXLE ARTIC	FIVE OR LESS AXLE MULTI-TRAILER ARTIC	SIX AXLE MULTI-TRAILER ARTIC	SEVEN OR MORE AXLE ARTIC
Sat 04-Mar-23														
00:00	19	0	17	2	0	0	0	0	0	0	0	0	0	0
01:00	11	1	10	0	0	0	0	0	0	0	0	0	0	0
02:00	10	0	8	1	0	1	0	0	0	0	0	0	0	0
03:00	5	0	5	0	0	0	0	0	0	0	0	0	0	0
04:00	11	0	10	0	0	0	1	0	0	0	0	0	0	0
05:00	14	0	11	3	0	0	0	0	0	0	0	0	0	0
06:00	34	1	23	8	0	2	0	0	0	0	0	0	0	0
07:00	100	0	73	25	0	1	0	0	0	0	1	0	0	0
08:00	188	2	154	29	0	1	2	0	0	0	0	0	0	0
09:00	237	7	188	36	0	0	4	0	2	0	0	0	0	0
10:00	374	7	316	44	0	1	2	0	0	0	3	1	0	0
11:00	373	4	329	30	0	4	4	0	0	2	0	0	0	0
12:00	382	4	332	37	0	1	7	0	1	0	0	0	0	0
13:00	338	5	298	26	0	2	7	0	0	0	0	0	0	0
14:00	325	4	273	39	0	3	5	0	0	0	1	0	0	0
15:00	345	4	309	28	0	1	2	0	1	0	0	0	0	0
16:00	356	1	313	37	0	0	5	0	0	0	0	0	0	0
17:00	280	2	242	28	0	5	3	0	0	0	0	0	0	0
18:00	208	0	186	21	0	1	0	0	0	0	0	0	0	0
19:00	143	0	130	12	0	1	0	0	0	0	0	0	0	0
20:00	101	0	85	14	0	0	0	0	0	1	0	1	0	0
21:00	92	3	83	6	0	0	0	0	0	0	0	0	0	0
22:00	60	0	57	3	0	0	0	0	0	0	0	0	0	0
23:00	45	0	36	7	0	2	0	0	0	0	0	0	0	0
12H,7-19	3506	40	3013	380	0	20	41	0	4	2	5	1	0	0
16H,6-22	3876	44	3334	420	0	23	41	0	4	3	5	2	0	0
18H,6-24	3981	44	3427	430	0	25	41	0	4	3	5	2	0	0
24H,0-24	4051	45	3488	436	0	26	42	0	4	3	5	2	0	0

12092 BIDEFORD Site No: 12092003 Location Site 3 - A386, Bideford
 Thu 02-Mar-23 to Wed 08-Mar-23 Channel: Southbound

TIME PERIOD	TOTAL VEHICLES	MOTOR-CYCLES	CARS OR CAR-BASED LGV	LIGHT GOODS VEHICLES	BUSES	TWO AXLE, SIX TYRE, RIGID/BUSES	THREE AXLE RIGID	FOUR OR MORE AXLE RIGID	FOUR OR LESS AXLE ARTIC	FIVE AXLE ARTIC	SIX OR MORE AXLE ARTIC	FIVE OR LESS AXLE MULTI-TRAILER ARTIC	SIX AXLE MULTI-TRAILER ARTIC	SEVEN OR MORE AXLE ARTIC
Sun 05-Mar-23														
00:00	28	0	23	4	0	0	1	0	0	0	0	0	0	0
01:00	19	0	17	2	0	0	0	0	0	0	0	0	0	0
02:00	6	0	6	0	0	0	0	0	0	0	0	0	0	0
03:00	6	1	4	0	0	0	1	0	0	0	0	0	0	0
04:00	6	0	5	1	0	0	0	0	0	0	0	0	0	0
05:00	6	0	5	1	0	0	0	0	0	0	0	0	0	0
06:00	23	0	14	8	0	0	0	0	0	0	0	1	0	0
07:00	73	1	61	11	0	0	0	0	0	0	0	0	0	0
08:00	97	3	73	20	0	0	0	0	0	0	0	1	0	0
09:00	175	8	130	35	1	0	1	0	0	0	0	0	0	0
10:00	254	11	219	15	1	1	3	0	1	0	3	0	0	0
11:00	223	4	194	23	0	0	1	0	1	0	0	0	0	0
12:00	341	5	298	35	0	0	1	0	0	0	0	2	0	0
13:00	437	4	395	38	0	0	0	0	0	0	0	0	0	0
14:00	390	10	332	46	0	0	2	0	0	0	0	0	0	0
15:00	379	3	332	38	0	1	3	0	1	1	0	0	0	0
16:00	291	1	262	26	0	0	1	0	1	0	0	0	0	0
17:00	206	4	172	28	0	0	1	0	0	0	1	0	0	0
18:00	160	0	137	22	0	0	0	0	0	0	0	1	0	0
19:00	88	0	75	12	0	0	1	0	0	0	0	0	0	0
20:00	82	1	73	6	0	1	0	0	0	0	0	1	0	0
21:00	60	0	54	6	0	0	0	0	0	0	0	0	0	0
22:00	33	0	29	4	0	0	0	0	0	0	0	0	0	0
23:00	21	0	21	0	0	0	0	0	0	0	0	0	0	0
12H,7-19	3026	54	2605	337	2	2	13	0	4	1	4	4	0	0
16H,6-22	3279	55	2821	369	2	3	14	0	4	1	4	6	0	0
18H,6-24	3333	55	2871	373	2	3	14	0	4	1	4	6	0	0
24H,0-24	3404	56	2931	381	2	3	16	0	4	1	4	6	0	0

12092 BIDEFORD Site No: 12092003 Location Site 3 - A386, Bideford
 Thu 02-Mar-23 to Wed 08-Mar-23 Channel: Southbound

TIME PERIOD	TOTAL VEHICLES	MOTOR-CYCLES	CARS OR CAR-BASED LGV	LIGHT GOODS VEHICLES	BUSES	TWO AXLE, SIX TYRE, RIGID/BUSES	THREE AXLE RIGID	FOUR OR MORE AXLE RIGID	FOUR OR LESS AXLE ARTIC	FIVE AXLE ARTIC	SIX OR MORE AXLE ARTIC	FIVE OR LESS AXLE MULTI-TRAILER ARTIC	SIX AXLE MULTI-TRAILER ARTIC	SEVEN OR MORE AXLE ARTIC	
Mon 06-Mar-23															
00:00	5	0	4	1	0	0	0	0	0	0	0	0	0	0	
01:00	7	0	7	0	0	0	0	0	0	0	0	0	0	0	
02:00	0	0	0	0	0	0	0	0	0	0	0	0	0	0	
03:00	6	0	5	1	0	0	0	0	0	0	0	0	0	0	
04:00	26	0	20	3	0	0	0	0	0	0	0	3	0	0	
05:00	52	1	35	9	0	2	1	0	2	0	0	2	0	0	
06:00	164	0	118	36	0	4	2	0	1	0	0	3	0	0	
07:00	401	1	324	61	1	4	7	0	0	0	2	1	0	0	
08:00	406	1	332	60	0	1	6	0	1	0	2	3	0	0	
09:00	312	1	237	59	1	7	5	0	0	1	1	0	0	0	
10:00	295	1	236	51	2	2	2	0	1	0	0	0	0	0	
11:00	323	1	262	44	1	7	1	0	5	1	0	1	0	0	
12:00	306	4	245	49	1	3	3	0	1	0	0	0	0	0	
13:00	322	2	261	51	4	2	2	0	0	0	0	0	0	0	
14:00	361	2	298	53	0	3	2	0	2	1	0	0	0	0	
15:00	370	0	302	53	2	6	3	0	3	0	0	1	0	0	
16:00	407	3	331	60	0	2	5	0	2	0	0	4	0	0	
17:00	417	1	357	48	0	2	7	0	1	0	0	1	0	0	
18:00	274	4	240	25	0	1	1	0	2	0	0	1	0	0	
19:00	205	1	174	26	0	1	1	0	0	0	2	0	0	0	
20:00	114	1	100	11	0	0	2	0	0	0	0	0	0	0	
21:00	92	0	83	9	0	0	0	0	0	0	0	0	0	0	
22:00	48	2	42	4	0	0	0	0	0	0	0	0	0	0	
23:00	29	0	26	2	0	1	0	0	0	0	0	0	0	0	
12H,7-19	4194	21	3425	614	12	40	44	0	18	3	5	12	0	0	
16H,6-22	4769	23	3900	696	12	45	49	0	19	3	7	15	0	0	
18H,6-24	4846	25	3968	702	12	46	49	0	19	3	7	15	0	0	
24H,0-24	4942	26	4039	716	12	48	50	0	21	3	7	20	0	0	

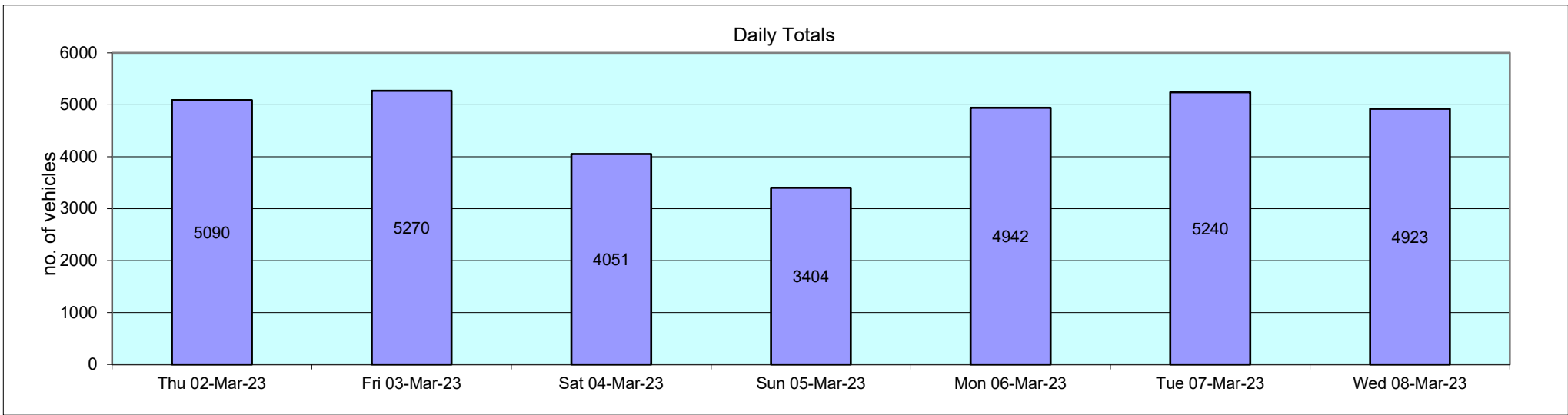
12092 BIDEFORD Site No: 12092003 Location Site 3 - A386, Bideford
 Thu 02-Mar-23 to Wed 08-Mar-23 Channel: Southbound

TIME PERIOD	TOTAL VEHICLES	MOTOR-CYCLES	CARS OR CAR-BASED LGV	LIGHT GOODS VEHICLES	BUSES	TWO AXLE, SIX TYRE, RIGID/BUSES	THREE AXLE RIGID	FOUR OR MORE AXLE RIGID	FOUR OR LESS AXLE ARTIC	FIVE AXLE ARTIC	SIX OR MORE AXLE ARTIC	FIVE OR LESS AXLE MULTI-TRAILER ARTIC	SIX AXLE MULTI-TRAILER ARTIC	SEVEN OR MORE AXLE ARTIC	
Tue 07-Mar-23															
00:00	9	0	6	3	0	0	0	0	0	0	0	0	0	0	
01:00	8	0	4	3	0	1	0	0	0	0	0	0	0	0	
02:00	5	0	5	0	0	0	0	0	0	0	0	0	0	0	
03:00	6	0	4	2	0	0	0	0	0	0	0	0	0	0	
04:00	25	0	21	2	0	0	0	1	0	0	0	1	0	0	
05:00	52	1	39	6	1	1	0	1	2	1	0	0	0	0	
06:00	160	0	114	39	0	3	2	0	1	0	0	1	0	0	
07:00	403	2	309	75	0	3	10	2	0	0	0	2	0	0	
08:00	413	0	345	55	2	1	8	0	0	0	0	2	0	0	
09:00	337	0	277	47	0	2	9	0	1	0	1	0	0	0	
10:00	290	0	237	41	1	5	5	0	0	0	0	1	0	0	
11:00	351	1	291	42	3	4	8	0	1	0	1	0	0	0	
12:00	313	3	245	54	2	0	4	0	3	0	1	1	0	0	
13:00	391	3	314	63	3	2	3	1	1	0	0	1	0	0	
14:00	396	4	330	48	1	7	6	0	0	0	0	0	0	0	
15:00	410	0	351	46	1	3	6	0	2	1	0	0	0	0	
16:00	461	2	399	46	0	3	7	0	2	2	0	0	0	0	
17:00	452	3	399	40	0	2	6	0	1	1	0	0	0	0	
18:00	284	1	244	33	0	1	5	0	0	0	0	0	0	0	
19:00	173	1	146	23	1	1	1	0	0	0	0	0	0	0	
20:00	143	0	128	12	0	1	1	0	0	0	1	0	0	0	
21:00	96	2	86	8	0	0	0	0	0	0	0	0	0	0	
22:00	43	0	40	3	0	0	0	0	0	0	0	0	0	0	
23:00	19	0	17	1	0	1	0	0	0	0	0	0	0	0	
12H,7-19	4501	19	3741	590	13	33	77	3	11	4	3	7	0	0	
16H,6-22	5073	22	4215	672	14	38	81	3	12	4	4	8	0	0	
18H,6-24	5135	22	4272	676	14	39	81	3	12	4	4	8	0	0	
24H,0-24	5240	23	4351	692	15	41	81	5	14	5	4	9	0	0	

TIME PERIOD	TOTAL VEHICLES	MOTOR-CYCLES	CARS OR CAR-BASED LGV	LIGHT GOODS VEHICLES	BUSES	TWO AXLE, SIX TYRE, RIGID/BUSES	THREE AXLE RIGID	FOUR OR MORE AXLE RIGID	FOUR OR LESS AXLE ARTIC	FIVE AXLE ARTIC	SIX OR MORE AXLE ARTIC	FIVE OR LESS AXLE MULTI-TRAILER ARTIC	SIX AXLE MULTI-TRAILER ARTIC	SEVEN OR MORE AXLE ARTIC	
Wed 08-Mar-23															
00:00	6	0	5	1	0	0	0	0	0	0	0	0	0	0	
01:00	7	0	7	0	0	0	0	0	0	0	0	0	0	0	
02:00	6	0	5	1	0	0	0	0	0	0	0	0	0	0	
03:00	7	1	4	2	0	0	0	0	0	0	0	0	0	0	
04:00	20	0	16	3	0	0	0	1	0	0	0	0	0	0	
05:00	46	1	36	3	0	2	0	0	3	0	0	1	0	0	
06:00	167	1	116	36	2	3	3	1	3	1	0	1	0	0	
07:00	398	2	316	63	1	4	7	0	0	0	2	3	0	0	
08:00	410	1	331	65	0	2	6	0	0	0	0	5	0	0	
09:00	299	1	228	56	2	4	4	0	1	1	0	2	0	0	
10:00	244	0	193	31	2	3	10	0	2	1	0	2	0	0	
11:00	275	1	225	32	0	7	7	0	1	0	0	2	0	0	
12:00	304	0	257	34	3	0	7	0	0	0	1	2	0	0	
13:00	323	2	271	46	1	1	1	0	1	0	0	0	0	0	
14:00	399	4	311	65	1	3	4	0	7	1	3	0	0	0	
15:00	380	3	312	53	1	3	2	0	2	0	1	3	0	0	
16:00	462	5	384	61	0	1	3	0	7	0	1	0	0	0	
17:00	438	1	368	55	1	8	1	0	1	0	3	0	0	0	
18:00	233	2	203	24	1	1	0	0	2	0	0	0	0	0	
19:00	196	0	167	23	0	3	0	0	0	0	1	1	1	0	
20:00	135	0	115	18	0	1	0	0	0	0	0	0	1	0	
21:00	92	0	84	6	0	1	0	0	0	0	0	1	0	0	
22:00	59	0	47	10	0	0	0	0	1	0	1	0	0	0	
23:00	17	0	15	1	0	1	0	0	0	0	0	0	0	0	
12H,7-19	4165	22	3399	585	13	37	52	0	24	3	11	19	0	0	
16H,6-22	4755	23	3881	668	15	45	55	1	27	4	12	22	2	0	
18H,6-24	4831	23	3943	679	15	46	55	1	28	4	13	22	2	0	
24H,0-24	4923	25	4016	689	15	48	55	2	31	4	13	23	2	0	

12092 BIDEFORD Site No: 12092003 Location Site 3 - A386, Bideford
 Thu 02-Mar-23 to Wed 08-Mar-23 Channel: Southbound

TIME PERIOD	TOTAL VEHICLES	MOTOR-CYCLES	CARS OR CAR-BASED LGV	LIGHT GOODS VEHICLES	BUSES	TWO AXLE, SIX TYRE, RIGID/BUSES	THREE AXLE RIGID	FOUR OR MORE AXLE RIGID	FOUR OR LESS AXLE ARTIC	FIVE AXLE ARTIC	SIX OR MORE AXLE ARTIC	FIVE OR LESS AXLE MULTI-TRAILER ARTIC	SIX AXLE MULTI-TRAILER ARTIC	SEVEN OR MORE AXLE ARTIC
Daily Totals														
Thu 02-Mar-23	5090	51	4135	750	11	51	37	2	28	4	10	11	0	0
Fri 03-Mar-23	5270	28	4363	691	13	62	53	3	19	2	17	19	0	0
Sat 04-Mar-23	4051	45	3488	436	0	26	42	0	4	3	5	2	0	0
Sun 05-Mar-23	3404	56	2931	381	2	3	16	0	4	1	4	6	0	0
Mon 06-Mar-23	4942	26	4039	716	12	48	50	0	21	3	7	20	0	0
Tue 07-Mar-23	5240	23	4351	692	15	41	81	5	14	5	4	9	0	0
Wed 08-Mar-23	4923	25	4016	689	15	48	55	2	31	4	13	23	2	0
Total Vehicles														
[--]	32920	254	27323	4355	68	279	334	12	121	22	60	90	2	0



12092 BIDEFORD Site No: 12092003 Location Site 3 - A386, Bideford
 Thu 02-Mar-23 to Wed 08-Mar-23 Channel: Southbound

TIME PERIOD	TOTAL VEHICLES	MOTOR-CYCLES	MOTOR-CYCLES%	CARS	CARS %	LGV	LGV %	HGV	HGV %	BUS	BUS %
Thu 02-Mar-23											
00:00	7	0	0.0	6	85.7	0	0.0	1	14.3	0	0.0
01:00	6	1	16.7	5	83.3	0	0.0	0	0.0	0	0.0
02:00	5	0	0.0	3	60.0	1	20.0	0	0.0	1	20.0
03:00	11	1	9.1	8	72.7	2	18.2	0	0.0	0	0.0
04:00	17	0	0.0	15	88.2	1	5.9	1	5.9	0	0.0
05:00	50	1	2.0	35	70.0	8	16.0	6	12.0	0	0.0
06:00	161	1	0.6	119	73.9	33	20.5	8	5.0	0	0.0
07:00	388	1	0.3	279	71.9	100	25.8	7	1.8	1	0.3
08:00	389	2	0.5	309	79.4	67	17.2	10	2.6	1	0.3
09:00	269	2	0.7	210	78.1	43	16.0	13	4.8	1	0.4
10:00	301	3	1.0	247	82.1	36	12.0	14	4.7	1	0.3
11:00	326	2	0.6	255	78.2	47	14.4	18	5.5	4	1.2
12:00	350	7	2.0	289	82.6	48	13.7	6	1.7	0	0.0
13:00	345	6	1.7	280	81.2	51	14.8	8	2.3	0	0.0
14:00	388	8	2.1	320	82.5	48	12.4	11	2.8	1	0.3
15:00	419	4	1.0	347	82.8	55	13.1	13	3.1	0	0.0
16:00	437	7	1.6	352	80.6	67	15.3	11	2.5	0	0.0
17:00	446	0	0.0	388	87.0	51	11.4	7	1.6	0	0.0
18:00	282	4	1.4	234	83.0	40	14.2	3	1.1	1	0.4
19:00	166	1	0.6	135	81.3	27	16.3	3	1.8	0	0.0
20:00	134	0	0.0	120	89.6	12	9.0	2	1.5	0	0.0
21:00	103	0	0.0	95	92.2	8	7.8	0	0.0	0	0.0
22:00	60	0	0.0	55	91.7	5	8.3	0	0.0	0	0.0
23:00	30	0	0.0	29	96.7	0	0.0	1	3.3	0	0.0
12H,7-19	4340	46	1.1	3510	80.9	653	15.1	121	2.8	10	0.2
16H,6-22	4904	48	1.0	3979	81.1	733	15.0	134	2.7	10	0.2
18H,6-24	4994	48	1.0	4063	81.4	738	14.8	135	2.7	10	0.2
24H,0-24	5090	51	1.0	4135	81.2	750	14.7	143	2.8	11	0.2

12092 BIDEFORD Site No: 12092003 Location Site 3 - A386, Bideford
 Thu 02-Mar-23 to Wed 08-Mar-23 Channel: Southbound

TIME PERIOD	TOTAL VEHICLES	MOTOR-CYCLES	MOTOR-CYCLES%	CARS	CARS %	LGV	LGV %	HGV	HGV %	BUS	BUS %
Fri 03-Mar-23											
00:00	13	1	7.7	10	76.9	1	7.7	1	7.7	0	0.0
01:00	7	0	0.0	7	100.0	0	0.0	0	0.0	0	0.0
02:00	4	0	0.0	1	25.0	3	75.0	0	0.0	0	0.0
03:00	5	0	0.0	5	100.0	0	0.0	0	0.0	0	0.0
04:00	17	1	5.9	11	64.7	4	23.5	1	5.9	0	0.0
05:00	48	1	2.1	35	72.9	4	8.3	8	16.7	0	0.0
06:00	144	0	0.0	95	66.0	34	23.6	14	9.7	1	0.7
07:00	358	1	0.3	262	73.2	81	22.6	12	3.4	2	0.6
08:00	386	1	0.3	307	79.5	63	16.3	14	3.6	1	0.3
09:00	311	2	0.6	239	76.9	45	14.5	21	6.8	4	1.3
10:00	321	1	0.3	266	82.9	45	14.0	8	2.5	1	0.3
11:00	371	4	1.1	295	79.5	49	13.2	22	5.9	1	0.3
12:00	409	2	0.5	344	84.1	56	13.7	6	1.5	1	0.2
13:00	333	3	0.9	279	83.8	45	13.5	6	1.8	0	0.0
14:00	446	5	1.1	371	83.2	54	12.1	16	3.6	0	0.0
15:00	458	2	0.4	389	84.9	52	11.4	15	3.3	0	0.0
16:00	444	0	0.0	389	87.6	44	9.9	11	2.5	0	0.0
17:00	390	2	0.5	333	85.4	48	12.3	7	1.8	0	0.0
18:00	277	1	0.4	247	89.2	23	8.3	5	1.8	1	0.4
19:00	200	0	0.0	183	91.5	12	6.0	4	2.0	1	0.5
20:00	121	0	0.0	104	86.0	16	13.2	1	0.8	0	0.0
21:00	108	1	0.9	99	91.7	7	6.5	1	0.9	0	0.0
22:00	68	0	0.0	64	94.1	3	4.4	1	1.5	0	0.0
23:00	31	0	0.0	28	90.3	2	6.5	1	3.2	0	0.0
12H,7-19	4504	24	0.5	3721	82.6	605	13.4	143	3.2	11	0.2
16H,6-22	5077	25	0.5	4202	82.8	674	13.3	163	3.2	13	0.3
18H,6-24	5176	25	0.5	4294	83.0	679	13.1	165	3.2	13	0.3
24H,0-24	5270	28	0.5	4363	82.8	691	13.1	175	3.3	13	0.3

12092 BIDEFORD Site No: 12092003 Location Site 3 - A386, Bideford
 Thu 02-Mar-23 to Wed 08-Mar-23 Channel: Southbound

TIME PERIOD	TOTAL VEHICLES	MOTOR-CYCLES	MOTOR-CYCLES%	CARS	CARS %	LGV	LGV %	HGV	HGV %	BUS	BUS %
Sat 04-Mar-23											
00:00	19	0	0.0	17	89.5	2	10.5	0	0.0	0	0.0
01:00	11	1	9.1	10	90.9	0	0.0	0	0.0	0	0.0
02:00	10	0	0.0	8	80.0	1	10.0	1	10.0	0	0.0
03:00	5	0	0.0	5	100.0	0	0.0	0	0.0	0	0.0
04:00	11	0	0.0	10	90.9	0	0.0	1	9.1	0	0.0
05:00	14	0	0.0	11	78.6	3	21.4	0	0.0	0	0.0
06:00	34	1	2.9	23	67.7	8	23.5	2	5.9	0	0.0
07:00	100	0	0.0	73	73.0	25	25.0	2	2.0	0	0.0
08:00	188	2	1.1	154	81.9	29	15.4	3	1.6	0	0.0
09:00	237	7	3.0	188	79.3	36	15.2	6	2.5	0	0.0
10:00	374	7	1.9	316	84.5	44	11.8	7	1.9	0	0.0
11:00	373	4	1.1	329	88.2	30	8.0	10	2.7	0	0.0
12:00	382	4	1.1	332	86.9	37	9.7	9	2.4	0	0.0
13:00	338	5	1.5	298	88.2	26	7.7	9	2.7	0	0.0
14:00	325	4	1.2	273	84.0	39	12.0	9	2.8	0	0.0
15:00	345	4	1.2	309	89.6	28	8.1	4	1.2	0	0.0
16:00	356	1	0.3	313	87.9	37	10.4	5	1.4	0	0.0
17:00	280	2	0.7	242	86.4	28	10.0	8	2.9	0	0.0
18:00	208	0	0.0	186	89.4	21	10.1	1	0.5	0	0.0
19:00	143	0	0.0	130	90.9	12	8.4	1	0.7	0	0.0
20:00	101	0	0.0	85	84.2	14	13.9	2	2.0	0	0.0
21:00	92	3	3.3	83	90.2	6	6.5	0	0.0	0	0.0
22:00	60	0	0.0	57	95.0	3	5.0	0	0.0	0	0.0
23:00	45	0	0.0	36	80.0	7	15.6	2	4.4	0	0.0
12H,7-19	3506	40	1.1	3013	85.9	380	10.8	73	2.1	0	0.0
16H,6-22	3876	44	1.1	3334	86.0	420	10.8	78	2.0	0	0.0
18H,6-24	3981	44	1.1	3427	86.1	430	10.8	80	2.0	0	0.0
24H,0-24	4051	45	1.1	3488	86.1	436	10.8	82	2.0	0	0.0

12092 BIDEFORD Site No: 12092003 Location Site 3 - A386, Bideford
 Thu 02-Mar-23 to Wed 08-Mar-23 Channel: Southbound

TIME PERIOD	TOTAL VEHICLES	MOTOR-CYCLES	MOTOR-CYCLES%	CARS	CARS %	LGV	LGV %	HGV	HGV %	BUS	BUS %
Sun 05-Mar-23											
00:00	28	0	0.0	23	82.1	4	14.3	1	3.6	0	0.0
01:00	19	0	0.0	17	89.5	2	10.5	0	0.0	0	0.0
02:00	6	0	0.0	6	100.0	0	0.0	0	0.0	0	0.0
03:00	6	1	16.7	4	66.7	0	0.0	1	16.7	0	0.0
04:00	6	0	0.0	5	83.3	1	16.7	0	0.0	0	0.0
05:00	6	0	0.0	5	83.3	1	16.7	0	0.0	0	0.0
06:00	23	0	0.0	14	60.9	8	34.8	1	4.4	0	0.0
07:00	73	1	1.4	61	83.6	11	15.1	0	0.0	0	0.0
08:00	97	3	3.1	73	75.3	20	20.6	1	1.0	0	0.0
09:00	175	8	4.6	130	74.3	35	20.0	1	0.6	1	0.6
10:00	254	11	4.3	219	86.2	15	5.9	8	3.2	1	0.4
11:00	223	4	1.8	194	87.0	23	10.3	2	0.9	0	0.0
12:00	341	5	1.5	298	87.4	35	10.3	3	0.9	0	0.0
13:00	437	4	0.9	395	90.4	38	8.7	0	0.0	0	0.0
14:00	390	10	2.6	332	85.1	46	11.8	2	0.5	0	0.0
15:00	379	3	0.8	332	87.6	38	10.0	6	1.6	0	0.0
16:00	291	1	0.3	262	90.0	26	8.9	2	0.7	0	0.0
17:00	206	4	1.9	172	83.5	28	13.6	2	1.0	0	0.0
18:00	160	0	0.0	137	85.6	22	13.8	1	0.6	0	0.0
19:00	88	0	0.0	75	85.2	12	13.6	1	1.1	0	0.0
20:00	82	1	1.2	73	89.0	6	7.3	2	2.4	0	0.0
21:00	60	0	0.0	54	90.0	6	10.0	0	0.0	0	0.0
22:00	33	0	0.0	29	87.9	4	12.1	0	0.0	0	0.0
23:00	21	0	0.0	21	100.0	0	0.0	0	0.0	0	0.0
12H,7-19	3026	54	1.8	2605	86.1	337	11.1	28	0.9	2	0.1
16H,6-22	3279	55	1.7	2821	86.0	369	11.3	32	1.0	2	0.1
18H,6-24	3333	55	1.7	2871	86.1	373	11.2	32	1.0	2	0.1
24H,0-24	3404	56	1.7	2931	86.1	381	11.2	34	1.0	2	0.1

12092 BIDEFORD Site No: 12092003 Location Site 3 - A386, Bideford
 Thu 02-Mar-23 to Wed 08-Mar-23 Channel: Southbound

TIME PERIOD	TOTAL VEHICLES	MOTOR-CYCLES	MOTOR-CYCLES%	CARS	CARS %	LGV	LGV %	HGV	HGV %	BUS	BUS %
Mon 06-Mar-23											
00:00	5	0	0.0	4	80.0	1	20.0	0	0.0	0	0.0
01:00	7	0	0.0	7	100.0	0	0.0	0	0.0	0	0.0
02:00	0	0	-	0	-	0	-	0	-	0	-
03:00	6	0	0.0	5	83.3	1	16.7	0	0.0	0	0.0
04:00	26	0	0.0	20	76.9	3	11.5	3	11.5	0	0.0
05:00	52	1	1.9	35	67.3	9	17.3	7	13.5	0	0.0
06:00	164	0	0.0	118	72.0	36	22.0	10	6.1	0	0.0
07:00	401	1	0.3	324	80.8	61	15.2	14	3.5	1	0.3
08:00	406	1	0.3	332	81.8	60	14.8	13	3.2	0	0.0
09:00	312	1	0.3	237	76.0	59	18.9	14	4.5	1	0.3
10:00	295	1	0.3	236	80.0	51	17.3	5	1.7	2	0.7
11:00	323	1	0.3	262	81.1	44	13.6	15	4.6	1	0.3
12:00	306	4	1.3	245	80.1	49	16.0	7	2.3	1	0.3
13:00	322	2	0.6	261	81.1	51	15.8	4	1.2	4	1.2
14:00	361	2	0.6	298	82.6	53	14.7	8	2.2	0	0.0
15:00	370	0	0.0	302	81.6	53	14.3	13	3.5	2	0.5
16:00	407	3	0.7	331	81.3	60	14.7	13	3.2	0	0.0
17:00	417	1	0.2	357	85.6	48	11.5	11	2.6	0	0.0
18:00	274	4	1.5	240	87.6	25	9.1	5	1.8	0	0.0
19:00	205	1	0.5	174	84.9	26	12.7	4	2.0	0	0.0
20:00	114	1	0.9	100	87.7	11	9.7	2	1.8	0	0.0
21:00	92	0	0.0	83	90.2	9	9.8	0	0.0	0	0.0
22:00	48	2	4.2	42	87.5	4	8.3	0	0.0	0	0.0
23:00	29	0	0.0	26	89.7	2	6.9	1	3.5	0	0.0
12H,7-19	4194	21	0.5	3425	81.7	614	14.6	122	2.9	12	0.3
16H,6-22	4769	23	0.5	3900	81.8	696	14.6	138	2.9	12	0.3
18H,6-24	4846	25	0.5	3968	81.9	702	14.5	139	2.9	12	0.3
24H,0-24	4942	26	0.5	4039	81.7	716	14.5	149	3.0	12	0.2

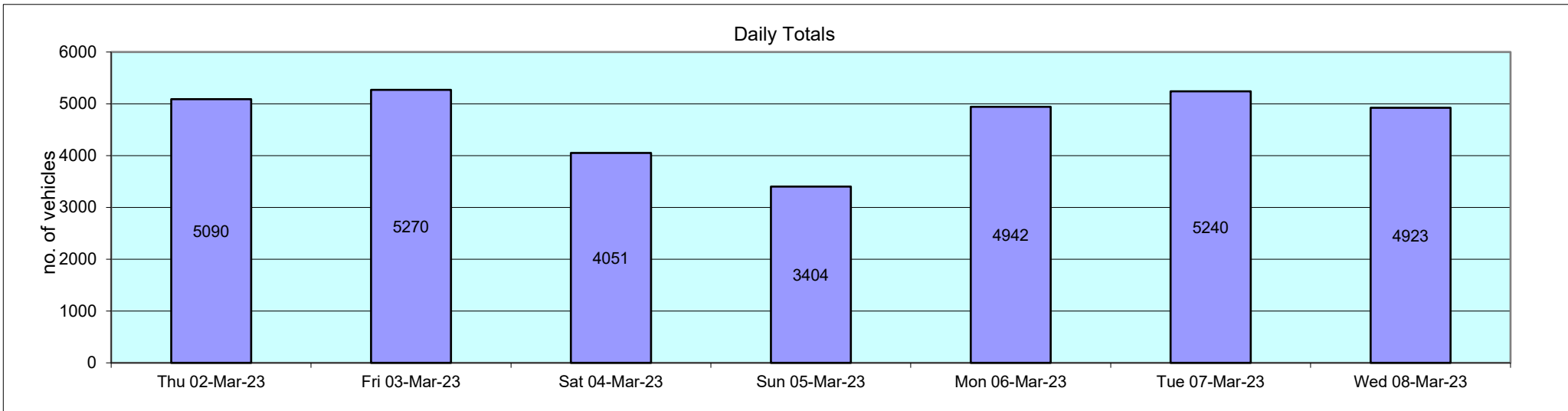
12092 BIDEFORD Site No: 12092003 Location Site 3 - A386, Bideford
 Thu 02-Mar-23 to Wed 08-Mar-23 Channel: Southbound

TIME PERIOD	TOTAL VEHICLES	MOTOR-CYCLES	MOTOR-CYCLES%	CARS	CARS %	LGV	LGV %	HGV	HGV %	BUS	BUS %
Tue 07-Mar-23											
00:00	9	0	0.0	6	66.7	3	33.3	0	0.0	0	0.0
01:00	8	0	0.0	4	50.0	3	37.5	1	12.5	0	0.0
02:00	5	0	0.0	5	100.0	0	0.0	0	0.0	0	0.0
03:00	6	0	0.0	4	66.7	2	33.3	0	0.0	0	0.0
04:00	25	0	0.0	21	84.0	2	8.0	2	8.0	0	0.0
05:00	52	1	1.9	39	75.0	6	11.5	5	9.6	1	1.9
06:00	160	0	0.0	114	71.3	39	24.4	7	4.4	0	0.0
07:00	403	2	0.5	309	76.7	75	18.6	17	4.2	0	0.0
08:00	413	0	0.0	345	83.5	55	13.3	11	2.7	2	0.5
09:00	337	0	0.0	277	82.2	47	14.0	13	3.9	0	0.0
10:00	290	0	0.0	237	81.7	41	14.1	11	3.8	1	0.3
11:00	351	1	0.3	291	82.9	42	12.0	14	4.0	3	0.9
12:00	313	3	1.0	245	78.3	54	17.3	9	2.9	2	0.6
13:00	391	3	0.8	314	80.3	63	16.1	8	2.1	3	0.8
14:00	396	4	1.0	330	83.3	48	12.1	13	3.3	1	0.3
15:00	410	0	0.0	351	85.6	46	11.2	12	2.9	1	0.2
16:00	461	2	0.4	399	86.6	46	10.0	14	3.0	0	0.0
17:00	452	3	0.7	399	88.3	40	8.9	10	2.2	0	0.0
18:00	284	1	0.4	244	85.9	33	11.6	6	2.1	0	0.0
19:00	173	1	0.6	146	84.4	23	13.3	2	1.2	1	0.6
20:00	143	0	0.0	128	89.5	12	8.4	3	2.1	0	0.0
21:00	96	2	2.1	86	89.6	8	8.3	0	0.0	0	0.0
22:00	43	0	0.0	40	93.0	3	7.0	0	0.0	0	0.0
23:00	19	0	0.0	17	89.5	1	5.3	1	5.3	0	0.0
12H,7-19	4501	19	0.4	3741	83.1	590	13.1	138	3.1	13	0.3
16H,6-22	5073	22	0.4	4215	83.1	672	13.3	150	3.0	14	0.3
18H,6-24	5135	22	0.4	4272	83.2	676	13.2	151	2.9	14	0.3
24H,0-24	5240	23	0.4	4351	83.0	692	13.2	159	3.0	15	0.3

12092 BIDEFORD Site No: 12092003 Location Site 3 - A386, Bideford
 Thu 02-Mar-23 to Wed 08-Mar-23 Channel: Southbound

TIME PERIOD	TOTAL VEHICLES	MOTOR-CYCLES	MOTOR-CYCLES%	CARS	CARS %	LGV	LGV %	HGV	HGV %	BUS	BUS %
Wed 08-Mar-23											
00:00	6	0	0.0	5	83.3	1	16.7	0	0.0	0	0.0
01:00	7	0	0.0	7	100.0	0	0.0	0	0.0	0	0.0
02:00	6	0	0.0	5	83.3	1	16.7	0	0.0	0	0.0
03:00	7	1	14.3	4	57.1	2	28.6	0	0.0	0	0.0
04:00	20	0	0.0	16	80.0	3	15.0	1	5.0	0	0.0
05:00	46	1	2.2	36	78.3	3	6.5	6	13.0	0	0.0
06:00	167	1	0.6	116	69.5	36	21.6	12	7.2	2	1.2
07:00	398	2	0.5	316	79.4	63	15.8	16	4.0	1	0.3
08:00	410	1	0.2	331	80.7	65	15.9	13	3.2	0	0.0
09:00	299	1	0.3	228	76.3	56	18.7	12	4.0	2	0.7
10:00	244	0	0.0	193	79.1	31	12.7	18	7.4	2	0.8
11:00	275	1	0.4	225	81.8	32	11.6	17	6.2	0	0.0
12:00	304	0	0.0	257	84.5	34	11.2	10	3.3	3	1.0
13:00	323	2	0.6	271	83.9	46	14.2	3	0.9	1	0.3
14:00	399	4	1.0	311	77.9	65	16.3	18	4.5	1	0.3
15:00	380	3	0.8	312	82.1	53	14.0	11	2.9	1	0.3
16:00	462	5	1.1	384	83.1	61	13.2	12	2.6	0	0.0
17:00	438	1	0.2	368	84.0	55	12.6	13	3.0	1	0.2
18:00	233	2	0.9	203	87.1	24	10.3	3	1.3	1	0.4
19:00	196	0	0.0	167	85.2	23	11.7	6	3.1	0	0.0
20:00	135	0	0.0	115	85.2	18	13.3	2	1.5	0	0.0
21:00	92	0	0.0	84	91.3	6	6.5	2	2.2	0	0.0
22:00	59	0	0.0	47	79.7	10	17.0	2	3.4	0	0.0
23:00	17	0	0.0	15	88.2	1	5.9	1	5.9	0	0.0
12H,7-19	4165	22	0.5	3399	81.6	585	14.1	146	3.5	13	0.3
16H,6-22	4755	23	0.5	3881	81.6	668	14.1	168	3.5	15	0.3
18H,6-24	4831	23	0.5	3943	81.6	679	14.1	171	3.5	15	0.3
24H,0-24	4923	25	0.5	4016	81.6	689	14.0	178	3.6	15	0.3

TIME PERIOD	TOTAL VEHICLES	MOTOR-CYCLES	MOTOR-CYCLES%	CARS	CARS %	LGV	LGV %	HGV	HGV %	BUS	BUS %
Daily Totals											
Thu 02-Mar-23	5090	51	1.0	4135	81.2	750	14.7	143	2.8	11	0.2
Fri 03-Mar-23	5270	28	0.5	4363	82.8	691	13.1	175	3.3	13	0.3
Sat 04-Mar-23	4051	45	1.1	3488	86.1	436	10.8	82	2.0	0	0.0
Sun 05-Mar-23	3404	56	1.7	2931	86.1	381	11.2	34	1.0	2	0.1
Mon 06-Mar-23	4942	26	0.5	4039	81.7	716	14.5	149	3.0	12	0.2
Tue 07-Mar-23	5240	23	0.4	4351	83.0	692	13.2	159	3.0	15	0.3
Wed 08-Mar-23	4923	25	0.5	4016	81.6	689	14.0	178	3.6	15	0.3
Total Vehicles											
[--]	32920	254	0.8	27323	83.2	4355	13.1	920	2.7	68	0.2



12092 BIDEFORD Site No: 12092003 Location Site 3 - A386, Bideford
 Thu 02-Mar-23 to Wed 08-Mar-23 Channel: Southbound

Time Period	Total Vehicles	85%ile Speed	Mean Speed	Stand Dev.	<11Mph	11-<21	21-<31	31-<41	41-<46	46-<51	51-<56	56-<61	61-<66	66-<71	71-<76	=>76
Thu 02-Mar-23																
00:00	7	-	51.7	9.7	0	0	0	1	0	3	1	0	2	0	0	0
01:00	6	-	46.8	4.3	0	0	0	0	3	2	1	0	0	0	0	0
02:00	5	-	51.5	14.9	0	0	0	2	0	0	0	2	0	1	0	0
03:00	11	60.3	54	7.7	0	0	0	0	1	4	2	2	1	1	0	0
04:00	17	55.3	51.3	8.1	0	0	0	1	3	3	8	1	0	0	1	0
05:00	50	55.4	47.4	8.1	0	0	0	11	9	14	9	5	2	0	0	0
06:00	161	53.9	46.6	7.7	0	0	2	31	35	50	32	6	4	1	0	0
07:00	388	54.1	48	6	0	0	0	35	99	139	90	21	4	0	0	0
08:00	389	52.2	45.4	6.9	1	0	1	81	117	117	54	16	2	0	0	0
09:00	269	50.1	44.2	6.6	0	2	3	54	101	83	21	5	0	0	0	0
10:00	301	51	44.9	6.9	0	1	7	45	126	77	30	13	2	0	0	0
11:00	326	51.8	44.9	7.4	0	2	3	73	98	93	46	9	0	0	2	0
12:00	350	51.8	45.9	6.3	0	0	4	47	119	120	46	13	1	0	0	0
13:00	345	50.4	44.9	5.9	0	0	1	56	150	98	35	4	0	0	0	1
14:00	388	50.4	44.6	7.2	0	8	2	63	140	131	32	12	0	0	0	0
15:00	419	52.7	46.9	5.8	0	0	0	42	141	149	70	13	4	0	0	0
16:00	437	52.1	46.4	6.5	0	0	7	46	143	160	67	9	3	0	0	2
17:00	446	53.7	47.4	6.2	0	0	0	40	147	152	74	26	5	1	1	0
18:00	282	50.8	45.3	6	0	0	1	47	105	89	32	8	0	0	0	0
19:00	166	51.5	44.6	7.2	0	0	0	44	62	33	16	7	4	0	0	0
20:00	134	51.9	46.6	6.4	0	0	0	14	55	42	13	6	3	1	0	0
21:00	103	56	48.1	7.3	0	0	0	13	27	31	16	12	4	0	0	0
22:00	60	56.9	50.4	6.9	0	0	0	1	13	25	10	8	2	0	0	1
23:00	30	55.2	49.5	6.6	0	0	0	2	5	13	6	2	2	0	0	0
12H,7-19	4340	52	45.9	6.6	1	13	29	629	1486	1408	597	149	21	1	3	3
16H,6-22	4904	52.2	45.9	6.7	1	13	31	731	1665	1564	674	180	36	3	3	3
18H,6-24	4994	52.3	46	6.7	1	13	31	734	1683	1602	690	190	40	3	3	4
24H,0-24	5090	52.4	46.1	6.7	1	13	31	749	1699	1628	711	200	45	5	4	4

12092 BIDEFORD Site No: 12092003 Location Site 3 - A386, Bideford
 Thu 02-Mar-23 to Wed 08-Mar-23 Channel: Southbound

Time Period	Total Vehicles	85%ile Speed	Mean Speed	Stand Dev.	<11Mph	11-<21	21-<31	31-<41	41-<46	46-<51	51-<56	56-<61	61-<66	66-<71	71-<76	=>76
Fri 03-Mar-23																
00:00	13	58.8	49.8	8.4	0	0	0	1	2	7	1	0	1	1	0	0
01:00	7	-	49.2	12.8	0	0	0	2	2	0	0	2	0	1	0	0
02:00	4	-	41	6.5	0	0	0	2	1	1	0	0	0	0	0	0
03:00	5	-	55.5	6.8	0	0	0	0	0	2	0	2	1	0	0	0
04:00	17	55	49.5	6.7	0	0	0	1	4	5	5	1	1	0	0	0
05:00	48	54.7	48.4	8.3	0	0	0	7	9	17	10	2	2	0	0	1
06:00	144	55	47.6	7.3	0	0	0	17	48	37	25	13	2	1	1	0
07:00	358	52.1	45.9	6.3	0	0	0	58	124	110	53	9	4	0	0	0
08:00	386	52.1	45.7	6.9	0	0	10	54	128	124	53	16	0	1	0	0
09:00	311	50.6	44.4	7.1	0	2	3	74	99	94	29	6	4	0	0	0
10:00	321	50.1	44.5	6.4	0	1	0	69	119	101	24	2	4	1	0	0
11:00	371	50.1	44	6.8	0	1	11	77	126	122	29	3	2	0	0	0
12:00	409	50.9	45.7	5.7	0	0	3	45	171	132	48	8	2	0	0	0
13:00	333	51.1	45	6.8	0	1	1	69	114	97	41	8	1	0	0	1
14:00	446	50.2	44.3	6.2	0	1	2	96	180	119	37	11	0	0	0	0
15:00	458	50.7	45.3	6.4	0	1	8	67	155	169	47	9	2	0	0	0
16:00	444	51.9	45.9	5.9	0	0	0	65	160	140	69	9	0	1	0	0
17:00	390	52.9	46.8	6.5	0	1	1	38	143	125	61	14	5	0	1	1
18:00	277	52	45.3	7	0	0	1	58	99	71	31	13	2	2	0	0
19:00	200	51.8	44.3	7.7	0	0	7	47	66	46	23	9	1	1	0	0
20:00	121	50.6	42.8	8.9	1	0	8	32	41	22	10	5	1	1	0	0
21:00	108	51.8	44.8	8.4	1	1	3	18	30	36	14	5	0	0	0	0
22:00	68	55.5	49.9	8.6	0	0	0	6	15	21	17	2	3	1	3	0
23:00	31	59.1	49.9	9.6	0	0	0	5	6	6	7	3	3	0	1	0
12H,7-19	4504	51	45.3	6.5	0	8	40	770	1618	1404	522	108	26	5	1	2
16H,6-22	5077	51.1	45.2	6.7	2	9	58	884	1803	1545	594	140	30	8	2	2
18H,6-24	5176	51.3	45.3	6.8	2	9	58	895	1824	1572	618	145	36	9	6	2
24H,0-24	5270	51.4	45.4	6.8	2	9	58	908	1842	1604	634	152	41	11	6	3

12092 BIDEFORD Site No: 12092003 Location Site 3 - A386, Bideford
 Thu 02-Mar-23 to Wed 08-Mar-23 Channel: Southbound

Time Period	Total Vehicles	85%ile Speed	Mean Speed	Stand Dev.	<11Mph	11-<21	21-<31	31-<41	41-<46	46-<51	51-<56	56-<61	61-<66	66-<71	71-<76	=>76
Sat 04-Mar-23																
00:00	19	65.1	50.9	10.9	0	0	0	2	7	1	4	2	0	2	1	0
01:00	11	52.4	45.3	8	0	0	0	4	0	4	3	0	0	0	0	0
02:00	10	58.5	51.3	7.8	0	0	0	1	1	3	1	4	0	0	0	0
03:00	5	-	51.5	9.8	0	0	0	0	1	3	0	0	0	1	0	0
04:00	11	50.3	46.5	6.1	0	0	0	1	5	3	1	1	0	0	0	0
05:00	14	54.4	48.5	7.7	0	0	0	2	3	3	5	0	1	0	0	0
06:00	34	56.5	47.6	10.4	0	1	0	7	5	7	8	4	1	1	0	0
07:00	100	54.8	48.6	7.2	0	0	0	14	15	32	31	6	1	0	1	0
08:00	188	52	46.2	7.9	0	3	4	21	45	82	21	8	3	1	0	0
09:00	237	50.4	42.8	8.9	0	8	5	64	83	47	20	3	7	0	0	0
10:00	374	50.4	43	8.2	0	5	19	90	125	89	39	3	2	2	0	0
11:00	373	50.1	44.1	6.4	0	1	0	95	131	108	30	6	2	0	0	0
12:00	382	50.4	45.2	6	0	0	2	62	146	131	31	6	3	1	0	0
13:00	338	50.6	44.9	7.6	1	3	11	45	113	123	32	6	2	2	0	0
14:00	325	51.4	45.2	6.3	0	0	0	64	123	86	38	13	1	0	0	0
15:00	345	51.1	46	6.4	0	1	0	51	108	132	40	10	2	0	0	1
16:00	356	51.5	45.1	6.6	0	0	4	70	125	99	44	13	1	0	0	0
17:00	280	53.4	46.8	6.7	0	1	0	38	81	91	55	12	1	0	1	0
18:00	208	52.4	46.2	6.1	0	0	1	27	72	67	34	6	1	0	0	0
19:00	143	54.1	46.6	7.4	0	0	0	27	43	35	26	7	5	0	0	0
20:00	101	54.5	47.9	7.3	0	0	2	8	30	25	29	5	0	2	0	0
21:00	92	55.9	47	8.7	0	0	1	23	15	22	17	11	2	1	0	0
22:00	60	61.6	50.8	9.8	0	0	0	6	13	17	11	3	4	4	1	1
23:00	45	55.8	47.4	8.8	0	0	0	8	14	11	5	5	1	0	0	1
12H,7-19	3506	51.2	45.1	7.1	1	22	46	641	1167	1087	415	92	26	6	2	1
16H,6-22	3876	51.8	45.3	7.2	1	23	49	706	1260	1176	495	119	34	10	2	1
18H,6-24	3981	52	45.4	7.3	1	23	49	720	1287	1204	511	127	39	14	3	3
24H,0-24	4051	52.1	45.4	7.4	1	23	49	730	1304	1221	525	134	40	17	4	3

12092 BIDEFORD Site No: 12092003 Location Site 3 - A386, Bideford
 Thu 02-Mar-23 to Wed 08-Mar-23 Channel: Southbound

Time Period	Total Vehicles	85%ile Speed	Mean Speed	Stand Dev.	<11Mph	11-<21	21-<31	31-<41	41-<46	46-<51	51-<56	56-<61	61-<66	66-<71	71-<76	=>76
Sun 05-Mar-23																
00:00	28	61.5	50.7	10.5	0	0	0	3	7	7	5	1	3	0	1	1
01:00	19	52.6	45.3	7.2	0	0	0	4	8	3	2	2	0	0	0	0
02:00	6	-	49.3	6	0	0	0	0	2	2	1	1	0	0	0	0
03:00	6	-	45.2	7.6	0	0	0	2	0	3	1	0	0	0	0	0
04:00	6	-	42.7	6	0	0	0	2	2	2	0	0	0	0	0	0
05:00	6	-	50.2	5.4	0	0	0	0	2	0	4	0	0	0	0	0
06:00	23	54.1	44.3	10.9	0	1	1	5	6	3	5	1	1	0	0	0
07:00	73	52.8	45.1	7.9	0	1	1	16	17	22	13	3	0	0	0	0
08:00	97	51.4	46.1	6.8	0	1	0	13	30	37	11	4	1	0	0	0
09:00	175	52.3	42.3	10.3	0	11	4	50	47	29	27	5	1	1	0	0
10:00	254	44.8	27.4	16	79	37	7	49	57	17	7	1	0	0	0	0
11:00	223	50	43.8	6.8	0	2	3	47	95	53	18	4	1	0	0	0
12:00	341	49.3	42.7	6.4	0	0	7	107	118	87	20	2	0	0	0	0
13:00	437	49.1	43.3	5.7	0	0	1	118	185	109	22	2	0	0	0	0
14:00	390	50	44.4	6.4	0	1	5	76	146	130	24	6	1	0	1	0
15:00	379	51.7	44.8	7.3	0	1	9	80	112	113	47	16	1	0	0	0
16:00	291	51.4	45.5	6.6	0	0	0	58	94	92	32	11	4	0	0	0
17:00	206	53.1	46.2	6.8	0	0	1	36	61	62	35	8	3	0	0	0
18:00	160	52.5	46.3	6.3	0	0	0	22	59	48	22	7	2	0	0	0
19:00	88	53.7	46.3	8.6	0	0	2	18	20	29	10	5	2	1	1	0
20:00	82	55.8	48.3	8.9	0	0	0	16	15	23	16	5	4	2	1	0
21:00	60	59.5	51.3	8.3	0	0	0	2	15	16	14	5	3	4	1	0
22:00	33	54.8	49	6.5	0	0	0	3	6	11	10	2	1	0	0	0
23:00	21	68.9	57.2	12.3	0	0	1	0	3	3	2	2	4	4	2	0
12H,7-19	3026	50.4	42.9	9.4	79	54	38	672	1021	799	278	69	14	1	1	0
16H,6-22	3279	50.7	43.3	9.4	79	55	41	713	1077	870	323	85	24	8	4	0
18H,6-24	3333	50.8	43.4	9.5	79	55	42	716	1086	884	335	89	29	12	6	0
24H,0-24	3404	50.9	43.5	9.5	79	55	42	727	1107	901	348	93	32	12	7	1

12092 BIDEFORD Site No: 12092003 Location Site 3 - A386, Bideford
 Thu 02-Mar-23 to Wed 08-Mar-23 Channel: Southbound

Time Period	Total Vehicles	85%ile Speed	Mean Speed	Stand Dev.	<11Mph	11-<21	21-<31	31-<41	41-<46	46-<51	51-<56	56-<61	61-<66	66-<71	71-<76	=>76
Mon 06-Mar-23																
00:00	5	-	53.5	5.2	0	0	0	0	0	2	1	2	0	0	0	0
01:00	7	-	50.6	12.9	0	0	0	2	1	0	2	0	1	1	0	0
02:00	0	-	-	-	0	0	0	0	0	0	0	0	0	0	0	0
03:00	6	-	50.6	8.5	0	0	0	1	0	2	1	2	0	0	0	0
04:00	26	59.3	51.9	9.1	0	0	0	1	5	10	1	7	0	1	0	1
05:00	52	57.2	48.8	7.3	0	0	0	6	13	13	9	11	0	0	0	0
06:00	164	55.1	48.7	6.6	0	0	0	14	41	49	43	11	6	0	0	0
07:00	401	52.2	46	6.3	0	0	0	66	130	129	62	10	3	1	0	0
08:00	406	50.7	44.9	6.7	0	0	6	77	142	127	42	9	0	3	0	0
09:00	312	50.7	43.9	7.9	1	4	9	63	109	83	32	10	1	0	0	0
10:00	295	49.7	43.9	6.1	0	1	2	65	121	83	20	2	1	0	0	0
11:00	323	50.6	44.5	6.8	0	1	9	57	119	96	36	4	1	0	0	0
12:00	306	50.3	44	6.9	0	1	5	69	125	69	29	5	2	1	0	0
13:00	322	50.4	43.8	6.9	0	2	5	75	125	76	33	4	2	0	0	0
14:00	361	49.9	44.5	5.6	0	0	4	59	159	109	27	3	0	0	0	0
15:00	370	50.8	45.1	6.5	0	0	6	63	132	117	38	12	2	0	0	0
16:00	407	52.1	46.2	6	0	0	0	59	130	142	64	10	2	0	0	0
17:00	417	52.1	46.1	5.8	0	0	0	59	138	142	69	9	0	0	0	0
18:00	274	51.9	45.3	7	0	0	3	56	86	81	35	9	4	0	0	0
19:00	205	52.5	46	6.9	0	0	0	38	65	64	22	13	2	1	0	0
20:00	114	54.5	47.7	7.7	0	0	2	11	34	34	22	7	1	2	1	0
21:00	92	54.8	47.1	8	0	0	0	16	31	17	18	6	1	3	0	0
22:00	48	57.4	50.5	7.3	0	0	0	4	8	12	14	8	1	1	0	0
23:00	29	56.3	48.5	7.3	0	0	0	2	11	7	4	3	2	0	0	0
12H,7-19	4194	50.9	44.9	6.6	1	9	49	768	1516	1254	487	87	18	5	0	0
16H,6-22	4769	51.3	45.2	6.7	1	9	51	847	1687	1418	592	124	28	11	1	0
18H,6-24	4846	51.5	45.3	6.7	1	9	51	853	1706	1437	610	135	31	12	1	0
24H,0-24	4942	51.7	45.4	6.8	1	9	51	863	1725	1464	624	157	32	14	1	1

12092 BIDEFORD Site No: 12092003 Location Site 3 - A386, Bideford
 Thu 02-Mar-23 to Wed 08-Mar-23 Channel: Southbound

Time Period	Total Vehicles	85%ile Speed	Mean Speed	Stand Dev.	<11Mph	11-<21	21-<31	31-<41	41-<46	46-<51	51-<56	56-<61	61-<66	66-<71	71-<76	=>76
Tue 07-Mar-23																
00:00	9	-	48.8	7.8	0	0	0	1	2	3	2	0	1	0	0	0
01:00	8	-	49.8	6	0	0	0	0	3	1	3	1	0	0	0	0
02:00	5	-	51.5	5.8	0	0	0	0	1	1	2	1	0	0	0	0
03:00	6	-	56.8	9.4	0	0	0	0	0	3	0	0	2	1	0	0
04:00	25	55.1	49.8	7.9	0	0	0	1	8	6	7	1	1	0	1	0
05:00	52	51.5	46.6	5.5	0	0	0	5	18	20	7	2	0	0	0	0
06:00	160	53.7	47.6	6.4	0	0	0	20	33	67	29	9	1	1	0	0
07:00	403	52.3	46	6.4	0	0	1	69	121	135	60	16	0	1	0	0
08:00	413	50.9	46.2	5.4	0	0	0	42	159	153	50	8	0	1	0	0
09:00	337	50.7	45.3	6	0	0	0	62	113	119	33	10	0	0	0	0
10:00	290	50.8	45.3	5.7	0	0	1	38	132	78	35	5	1	0	0	0
11:00	351	50.5	44.4	6.1	0	0	0	81	134	93	37	5	1	0	0	0
12:00	313	50.8	44.8	6.1	0	0	1	62	121	85	36	8	0	0	0	0
13:00	391	50.7	43.9	7	0	0	8	105	127	98	42	9	2	0	0	0
14:00	396	50.4	43.9	8.1	0	14	2	70	144	120	36	8	2	0	0	0
15:00	410	50.7	44.8	6.5	0	0	5	78	163	108	41	12	3	0	0	0
16:00	461	52.4	46.8	6	0	0	4	47	133	188	71	15	3	0	0	0
17:00	452	53.3	46.2	7.7	0	8	3	60	128	148	81	18	6	0	0	0
18:00	284	53	46.6	6.5	0	0	0	36	105	82	44	13	3	0	0	1
19:00	173	52.9	46.4	6.6	0	0	2	21	61	51	30	5	3	0	0	0
20:00	143	54.9	47.5	7.2	0	0	0	21	40	39	27	12	4	0	0	0
21:00	96	55.8	47.2	9.7	2	0	1	13	26	19	21	9	5	0	0	0
22:00	43	54.6	48.7	7.5	0	0	0	2	15	14	7	3	1	0	0	1
23:00	19	55.4	48	8.1	0	0	0	4	3	4	5	3	0	0	0	0
12H,7-19	4501	51.4	45.4	6.6	0	22	25	750	1580	1407	566	127	21	2	0	1
16H,6-22	5073	51.8	45.6	6.7	2	22	28	825	1740	1583	673	162	34	3	0	1
18H,6-24	5135	51.9	45.6	6.7	2	22	28	831	1758	1601	685	168	35	3	0	2
24H,0-24	5240	52	45.7	6.7	2	22	28	838	1790	1635	706	173	39	4	1	2

12092 BIDEFORD Site No: 12092003 Location Site 3 - A386, Bideford
 Thu 02-Mar-23 to Wed 08-Mar-23 Channel: Southbound

Time Period	Total Vehicles	85%ile Speed	Mean Speed	Stand Dev.	<11Mph	11-<21	21-<31	31-<41	41-<46	46-<51	51-<56	56-<61	61-<66	66-<71	71-<76	=>76
Wed 08-Mar-23																
00:00	6	-	52.7	6.7	0	0	0	0	1	1	3	0	1	0	0	0
01:00	7	-	41	5.4	0	0	0	3	3	1	0	0	0	0	0	0
02:00	6	-	47.3	6	0	0	0	1	0	4	1	0	0	0	0	0
03:00	7	-	47.8	13.6	0	0	1	1	1	1	0	2	1	0	0	0
04:00	20	52.9	47.1	7.7	0	0	0	3	6	6	4	0	0	1	0	0
05:00	46	54.6	47.8	6.7	0	0	0	6	11	13	12	4	0	0	0	0
06:00	167	53.6	46.6	6.7	0	0	0	25	56	48	24	12	2	0	0	0
07:00	398	51.8	45.9	6.3	0	0	0	72	113	144	56	10	2	1	0	0
08:00	410	50.2	45.3	5.3	0	0	1	52	174	144	32	7	0	0	0	0
09:00	299	49.8	43.9	6.3	0	0	3	70	120	79	19	7	1	0	0	0
10:00	244	49.8	44	6	0	0	0	64	83	78	16	2	1	0	0	0
11:00	275	49.5	44.2	5.5	1	0	0	46	131	80	16	1	0	0	0	0
12:00	304	49.1	43.9	5.5	0	0	3	53	160	68	14	6	0	0	0	0
13:00	323	50	44.7	5.6	0	0	0	56	143	95	20	8	1	0	0	0
14:00	399	49.7	42.8	7.2	0	0	14	124	131	94	25	10	0	1	0	0
15:00	380	50.6	44.6	6.4	0	0	0	95	121	115	38	11	0	0	0	0
16:00	462	50.8	43.4	8.3	0	12	10	112	147	116	56	5	4	0	0	0
17:00	438	52.4	46	6.5	0	3	3	54	148	144	71	15	0	0	0	0
18:00	233	50.8	44.7	6.9	0	0	3	52	77	68	23	8	2	0	0	0
19:00	196	54.2	46.3	7.9	0	0	0	41	64	44	27	10	8	1	1	0
20:00	135	54.7	48.1	6.3	0	0	0	10	40	51	18	13	3	0	0	0
21:00	92	55.7	48.7	7.6	0	0	0	8	32	17	22	9	2	1	1	0
22:00	59	54.6	47.7	8.3	0	0	0	10	15	16	12	4	0	0	2	0
23:00	17	60.9	52.8	8.3	0	0	0	1	1	7	2	3	2	1	0	0
12H,7-19	4165	50.4	44.5	6.5	1	15	37	850	1548	1225	386	90	11	2	0	0
16H,6-22	4755	50.7	44.8	6.7	1	15	37	934	1740	1385	477	134	26	4	2	0
18H,6-24	4831	50.8	44.9	6.7	1	15	37	945	1756	1408	491	141	28	5	4	0
24H,0-24	4923	50.9	44.9	6.7	1	15	38	959	1778	1434	511	147	30	6	4	0

12092 BIDEFORD Site No: 12092003 Location Site 3 - A386, Bideford
 Thu 02-Mar-23 to Wed 08-Mar-23 Channel: Southbound

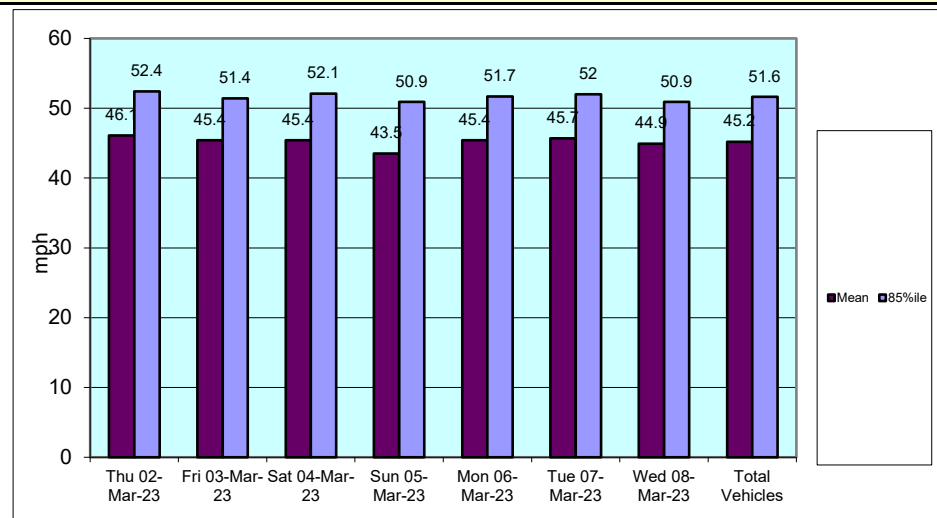
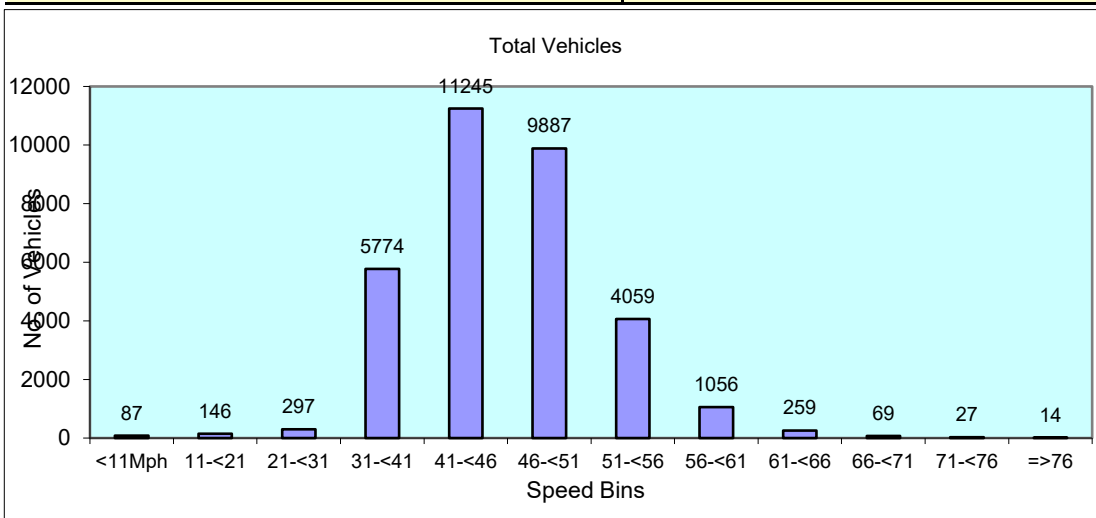
Time Period	Total Vehicles	85%ile Speed	Mean Speed	Stand Dev.	<11Mph	11-<21	21-<31	31-<41	41-<46	46-<51	51-<56	56-<61	61-<66	66-<71	71-<76	=>76
-------------	----------------	--------------	------------	------------	--------	--------	--------	--------	--------	--------	--------	--------	--------	--------	--------	------

Daily Totals

Thu 02-Mar-23	5090	52.4	46.1	6.7	1	13	31	749	1699	1628	711	200	45	5	4	4
Fri 03-Mar-23	5270	51.4	45.4	6.8	2	9	58	908	1842	1604	634	152	41	11	6	3
Sat 04-Mar-23	4051	52.1	45.4	7.4	1	23	49	730	1304	1221	525	134	40	17	4	3
Sun 05-Mar-23	3404	50.9	43.5	9.5	79	55	42	727	1107	901	348	93	32	12	7	1
Mon 06-Mar-23	4942	51.7	45.4	6.8	1	9	51	863	1725	1464	624	157	32	14	1	1
Tue 07-Mar-23	5240	52	45.7	6.7	2	22	28	838	1790	1635	706	173	39	4	1	2
Wed 08-Mar-23	4923	50.9	44.9	6.7	1	15	38	959	1778	1434	511	147	30	6	4	0

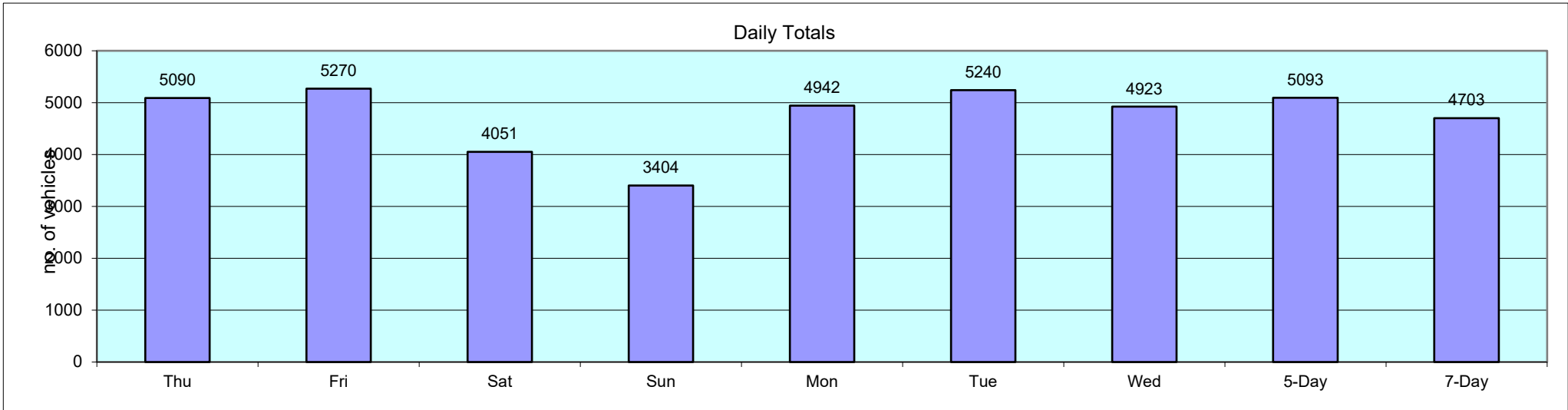
Total Vehicles

[--]	32920	51.6	45.2	7.2	87	146	297	5774	11245	9887	4059	1056	259	69	27	14
------	-------	------	------	-----	----	-----	-----	------	-------	------	------	------	-----	----	----	----



12092	BIDEFORD		Site No: 12092003		Location		Site 3 - A386, Bideford		
	Channel: Southbound								
TIME PERIOD	Thu 02/03/23	Fri 03/03/23	Sat 04/03/23	Sun 05/03/23	Mon 06/03/23	Tue 07/03/23	Wed 08/03/23	5-Day Av	7-Day Av
Week Begin: 02-Mar-23									
00:00	7	13	19	28	5	9	6	8	12
01:00	6	7	11	19	7	8	7	7	9
02:00	5	4	10	6	0	5	6	4	5
03:00	11	5	5	6	6	6	7	7	7
04:00	17	17	11	6	26	25	20	21	17
05:00	50	48	14	6	52	52	46	50	38
06:00	161	144	34	23	164	160	167	159	122
07:00	388	358	100	73	401	403	398	390	303
08:00	389	386	188	97	406	413	410	401	327
09:00	269	311	237	175	312	337	299	306	277
10:00	301	321	374	254	295	290	244	290	297
11:00	326	371	373	223	323	351	275	329	320
12:00	350	409	382	341	306	313	304	336	344
13:00	345	333	338	437	322	391	323	343	356
14:00	388	446	325	390	361	396	399	398	386
15:00	419	458	345	379	370	410	380	407	394
16:00	437	444	356	291	407	461	462	442	408
17:00	446	390	280	206	417	452	438	429	376
18:00	282	277	208	160	274	284	233	270	245
19:00	166	200	143	88	205	173	196	188	167
20:00	134	121	101	82	114	143	135	129	119
21:00	103	108	92	60	92	96	92	98	92
22:00	60	68	60	33	48	43	59	56	53
23:00	30	31	45	21	29	19	17	25	27
12H,7-19	4340	4504	3506	3026	4194	4501	4165	4341	4034
16H,6-22	4904	5077	3876	3279	4769	5073	4755	4916	4533
18H,6-24	4994	5176	3981	3333	4846	5135	4831	4996	4614
24H,0-24	5090	5270	4051	3404	4942	5240	4923	5093	4703
Am	08:00	08:00	10:00	10:00	08:00	08:00	08:00		
Peak	389	386	374	254	406	413	410		
Pm	17:00	15:00	12:00	13:00	17:00	16:00	16:00		
Peak	446	458	382	437	417	461	462		

12092	BIDEFORD		Site No: 12092003	Location	Site 3 - A386, Bideford				
			Channel: Southbound						
TIME PERIOD	Thu 02/03/23	Fri 03/03/23	Sat 04/03/23	Sun 05/03/23	Mon 06/03/23	Tue 07/03/23	Wed 08/03/23	5-Day Av	7-Day Av



Classification Schemes

Scheme F Classification Scheme (Non-metric)

Scheme F is an attempt to implement the FWHA's visual classification scheme as an axle-based classification scheme. This is one of several interpretations.

Class	Vehicle Type	No. of Axles	Axle spacing in feet				
			Axle 1 to 2	Axle 2 to 3	Axle 3 to 4	Axle 4 to 5	Axle 5 to 6
1	motorcycle	2	<6.0				
2	passenger car	2	6.0 - 10.0				
	car + 1 axle trailer	3	<10.0	10.0 - 18.0			
	car + 2 axle trailer	4	<10.0		<3.5		
3	pickup	2	10.0 - 15.0				
	pickup + 1 axle trailer	3	10.0 - 15.0	10.0 - 18.0			
	pickup + 2 axle trailer	4	10.0 - 15.0		<3.5		
	pickup + 3 axle trailer	5	9.9 - 15.0			<3.5	
4	Traditional bus/coach	2	>20.0				
	Traditional bus/coach	3	>19.0				
5	single unit truck/bus - dual rear axle	2	14.9 - 20.0			<3.5	
6	3 axle truck	3		<18.0			
7	4 axle truck	4					
8	2S1	3		>18.0			
	2S2	4		>5.0	>3.5		
	3S1	4		<5.0	>10.0		
9	3S2	5		<6.1		3.5 - 8.0	
	5 axle combination	5					
10	6 axle combination	6			3.5 - 5.0		
	3S3	6					
11	2S1-2	5		>6.0			
12	3S1-2	6					>10.0
13	truck	7 or more					

12092 BIDEFORD										
MARCH 2023										
Site	Location	Direction	Start Date	End Date	Posted Speed Limit (PSL)	Total Vehicles	5 Day Ave.	7 Day Ave.	Average 85%ile Speed	Average Mean Speed
Site No: 12092005	Site 5 - Gammaton Rd, Bideford Jct Sign 51.01010, -4.18124	Channel: Eastbound	Thu 02-Mar-23	Wed 08-Mar-23	NSL	2817	444	402	36.1	28.4
		Channel: Westbound	Thu 02-Mar-23	Wed 08-Mar-23		2762	427	395	38.7	30.9

12092		BIDEFORD				Site No: 12092005		Location Site 5 - Gammaton Rd, Bideford							
Thu 02-Mar-23 to Wed 08-Mar-23						Channel: Eastbound									
TIME PERIOD	TOTAL VEHICLES	MOTOR-CYCLES	CARS OR CAR-BASED LGV	LIGHT GOODS VEHICLES	BUSES	TWO AXLE, SIX TYRE, RIGID/BUSES	THREE AXLE RIGID	FOUR OR MORE AXLE RIGID	FOUR OR LESS AXLE ARTIC	FIVE AXLE ARTIC	SIX OR MORE AXLE ARTIC	FIVE OR LESS AXLE MULTI-TRAILER ARTIC	SIX AXLE MULTI-TRAILER ARTIC	SEVEN OR MORE AXLE ARTIC	
Thu 02-Mar-23															
00:00	1	0	1	0	0	0	0	0	0	0	0	0	0	0	
01:00	0	0	0	0	0	0	0	0	0	0	0	0	0	0	
02:00	0	0	0	0	0	0	0	0	0	0	0	0	0	0	
03:00	1	0	1	0	0	0	0	0	0	0	0	0	0	0	
04:00	1	0	1	0	0	0	0	0	0	0	0	0	0	0	
05:00	7	0	6	0	0	0	0	0	1	0	0	0	0	0	
06:00	17	0	15	2	0	0	0	0	0	0	0	0	0	0	
07:00	29	0	28	1	0	0	0	0	0	0	0	0	0	0	
08:00	41	0	36	4	0	0	0	1	0	0	0	0	0	0	
09:00	35	0	31	3	0	0	1	0	0	0	0	0	0	0	
10:00	22	0	15	7	0	0	0	0	0	0	0	0	0	0	
11:00	33	0	28	5	0	0	0	0	0	0	0	0	0	0	
12:00	30	1	27	2	0	0	0	0	0	0	0	0	0	0	
13:00	17	2	14	1	0	0	0	0	0	0	0	0	0	0	
14:00	34	0	27	6	0	1	0	0	0	0	0	0	0	0	
15:00	32	0	28	3	0	0	1	0	0	0	0	0	0	0	
16:00	50	2	44	4	0	0	0	0	0	0	0	0	0	0	
17:00	39	3	35	0	0	0	0	0	1	0	0	0	0	0	
18:00	20	0	20	0	0	0	0	0	0	0	0	0	0	0	
19:00	17	0	16	1	0	0	0	0	0	0	0	0	0	0	
20:00	16	0	16	0	0	0	0	0	0	0	0	0	0	0	
21:00	12	0	12	0	0	0	0	0	0	0	0	0	0	0	
22:00	4	0	4	0	0	0	0	0	0	0	0	0	0	0	
23:00	1	0	1	0	0	0	0	0	0	0	0	0	0	0	
12H,7-19	382	8	333	36	0	1	2	1	1	0	0	0	0	0	
16H,6-22	444	8	392	39	0	1	2	1	1	0	0	0	0	0	
18H,6-24	449	8	397	39	0	1	2	1	1	0	0	0	0	0	
24H,0-24	459	8	406	39	0	1	2	1	2	0	0	0	0	0	

TIME PERIOD	TOTAL VEHICLES	MOTOR-CYCLES	CARS OR CAR-BASED LGV	LIGHT GOODS VEHICLES	BUSES	TWO AXLE, SIX TYRE, RIGID/BUSES	THREE AXLE RIGID	FOUR OR MORE AXLE RIGID	FOUR OR LESS AXLE ARTIC	FIVE AXLE ARTIC	SIX OR MORE AXLE ARTIC	FIVE OR LESS AXLE MULTI-TRAILER ARTIC	SIX AXLE MULTI-TRAILER ARTIC	SEVEN OR MORE AXLE ARTIC
Fri 03-Mar-23														
00:00	0	0	0	0	0	0	0	0	0	0	0	0	0	0
01:00	0	0	0	0	0	0	0	0	0	0	0	0	0	0
02:00	2	0	2	0	0	0	0	0	0	0	0	0	0	0
03:00	1	0	1	0	0	0	0	0	0	0	0	0	0	0
04:00	0	0	0	0	0	0	0	0	0	0	0	0	0	0
05:00	4	0	3	0	0	0	0	0	1	0	0	0	0	0
06:00	17	0	13	4	0	0	0	0	0	0	0	0	0	0
07:00	26	0	19	7	0	0	0	0	0	0	0	0	0	0
08:00	34	0	31	2	0	0	0	0	1	0	0	0	0	0
09:00	31	0	28	1	0	0	1	0	1	0	0	0	0	0
10:00	21	0	18	2	0	0	1	0	0	0	0	0	0	0
11:00	24	0	21	2	0	0	0	0	1	0	0	0	0	0
12:00	26	1	25	0	0	0	0	0	0	0	0	0	0	0
13:00	33	1	26	3	0	0	2	0	1	0	0	0	0	0
14:00	41	0	38	3	0	0	0	0	0	0	0	0	0	0
15:00	41	0	39	2	0	0	0	0	0	0	0	0	0	0
16:00	59	0	55	3	0	0	0	0	1	0	0	0	0	0
17:00	35	1	32	1	0	0	1	0	0	0	0	0	0	0
18:00	25	0	23	1	0	0	1	0	0	0	0	0	0	0
19:00	11	0	11	0	0	0	0	0	0	0	0	0	0	0
20:00	10	0	10	0	0	0	0	0	0	0	0	0	0	0
21:00	6	0	6	0	0	0	0	0	0	0	0	0	0	0
22:00	4	0	4	0	0	0	0	0	0	0	0	0	0	0
23:00	2	0	2	0	0	0	0	0	0	0	0	0	0	0
12H,7-19	396	3	355	27	0	0	6	0	5	0	0	0	0	0
16H,6-22	440	3	395	31	0	0	6	0	5	0	0	0	0	0
18H,6-24	446	3	401	31	0	0	6	0	5	0	0	0	0	0
24H,0-24	453	3	407	31	0	0	6	0	6	0	0	0	0	0

TIME PERIOD	TOTAL VEHICLES	MOTOR-CYCLES	CARS OR CAR-BASED LGV	LIGHT GOODS VEHICLES	BUSES	TWO AXLE, SIX TYRE, RIGID/BUSES	THREE AXLE RIGID	FOUR OR MORE AXLE RIGID	FOUR OR LESS AXLE ARTIC	FIVE AXLE ARTIC	SIX OR MORE AXLE ARTIC	FIVE OR LESS AXLE MULTI-TRAILER ARTIC	SIX AXLE MULTI-TRAILER ARTIC	SEVEN OR MORE AXLE ARTIC
Sat 04-Mar-23														
00:00	3	0	3	0	0	0	0	0	0	0	0	0	0	0
01:00	0	0	0	0	0	0	0	0	0	0	0	0	0	0
02:00	0	0	0	0	0	0	0	0	0	0	0	0	0	0
03:00	0	0	0	0	0	0	0	0	0	0	0	0	0	0
04:00	0	0	0	0	0	0	0	0	0	0	0	0	0	0
05:00	2	0	2	0	0	0	0	0	0	0	0	0	0	0
06:00	3	0	3	0	0	0	0	0	0	0	0	0	0	0
07:00	8	0	8	0	0	0	0	0	0	0	0	0	0	0
08:00	19	1	15	3	0	0	0	0	0	0	0	0	0	0
09:00	25	0	25	0	0	0	0	0	0	0	0	0	0	0
10:00	30	0	30	0	0	0	0	0	0	0	0	0	0	0
11:00	18	0	18	0	0	0	0	0	0	0	0	0	0	0
12:00	39	0	37	1	0	0	1	0	0	0	0	0	0	0
13:00	37	1	33	2	0	0	1	0	0	0	0	0	0	0
14:00	26	0	26	0	0	0	0	0	0	0	0	0	0	0
15:00	19	0	19	0	0	0	0	0	0	0	0	0	0	0
16:00	24	0	23	0	0	0	0	0	1	0	0	0	0	0
17:00	23	0	23	0	0	0	0	0	0	0	0	0	0	0
18:00	13	0	13	0	0	0	0	0	0	0	0	0	0	0
19:00	11	1	10	0	0	0	0	0	0	0	0	0	0	0
20:00	4	0	4	0	0	0	0	0	0	0	0	0	0	0
21:00	9	0	8	1	0	0	0	0	0	0	0	0	0	0
22:00	3	0	2	1	0	0	0	0	0	0	0	0	0	0
23:00	3	0	3	0	0	0	0	0	0	0	0	0	0	0
12H,7-19	281	2	270	6	0	0	2	0	1	0	0	0	0	0
16H,6-22	308	3	295	7	0	0	2	0	1	0	0	0	0	0
18H,6-24	314	3	300	8	0	0	2	0	1	0	0	0	0	0
24H,0-24	319	3	305	8	0	0	2	0	1	0	0	0	0	0

TIME PERIOD	TOTAL VEHICLES	MOTOR-CYCLES	CARS OR CAR-BASED LGV	LIGHT GOODS VEHICLES	BUSES	TWO AXLE, SIX TYRE, RIGID/BUSES	THREE AXLE RIGID	FOUR OR MORE AXLE RIGID	FOUR OR LESS AXLE ARTIC	FIVE AXLE ARTIC	SIX OR MORE AXLE ARTIC	FIVE OR LESS AXLE MULTI-TRAILER ARTIC	SIX AXLE MULTI-TRAILER ARTIC	SEVEN OR MORE AXLE ARTIC
Sun 05-Mar-23														
00:00	3	0	3	0	0	0	0	0	0	0	0	0	0	0
01:00	0	0	0	0	0	0	0	0	0	0	0	0	0	0
02:00	0	0	0	0	0	0	0	0	0	0	0	0	0	0
03:00	1	0	1	0	0	0	0	0	0	0	0	0	0	0
04:00	0	0	0	0	0	0	0	0	0	0	0	0	0	0
05:00	1	0	1	0	0	0	0	0	0	0	0	0	0	0
06:00	3	0	3	0	0	0	0	0	0	0	0	0	0	0
07:00	4	0	4	0	0	0	0	0	0	0	0	0	0	0
08:00	8	0	8	0	0	0	0	0	0	0	0	0	0	0
09:00	17	2	13	2	0	0	0	0	0	0	0	0	0	0
10:00	34	0	32	2	0	0	0	0	0	0	0	0	0	0
11:00	35	0	34	0	0	0	1	0	0	0	0	0	0	0
12:00	32	0	32	0	0	0	0	0	0	0	0	0	0	0
13:00	25	1	24	0	0	0	0	0	0	0	0	0	0	0
14:00	25	0	24	1	0	0	0	0	0	0	0	0	0	0
15:00	24	1	23	0	0	0	0	0	0	0	0	0	0	0
16:00	24	0	23	1	0	0	0	0	0	0	0	0	0	0
17:00	4	0	4	0	0	0	0	0	0	0	0	0	0	0
18:00	11	0	10	0	0	0	1	0	0	0	0	0	0	0
19:00	10	0	10	0	0	0	0	0	0	0	0	0	0	0
20:00	9	0	9	0	0	0	0	0	0	0	0	0	0	0
21:00	5	0	5	0	0	0	0	0	0	0	0	0	0	0
22:00	2	0	2	0	0	0	0	0	0	0	0	0	0	0
23:00	1	0	1	0	0	0	0	0	0	0	0	0	0	0
12H,7-19	243	4	231	6	0	0	2	0	0	0	0	0	0	0
16H,6-22	270	4	258	6	0	0	2	0	0	0	0	0	0	0
18H,6-24	273	4	261	6	0	0	2	0	0	0	0	0	0	0
24H,0-24	278	4	266	6	0	0	2	0	0	0	0	0	0	0

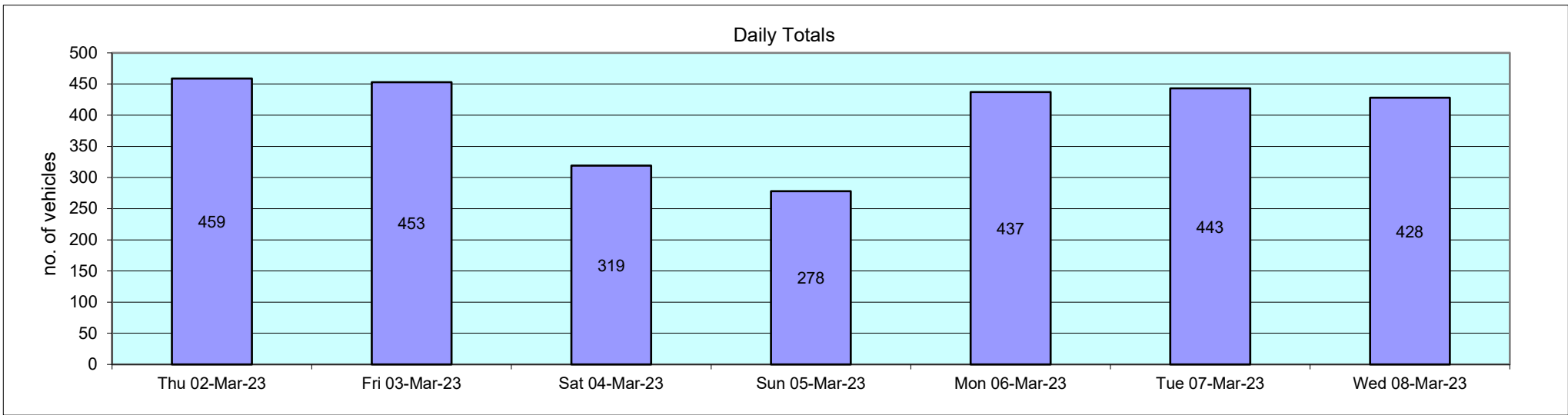
TIME PERIOD	TOTAL VEHICLES	MOTOR-CYCLES	CARS OR CAR-BASED LGV	LIGHT GOODS VEHICLES	BUSES	TWO AXLE, SIX TYRE, RIGID/BUSES	THREE AXLE RIGID	FOUR OR MORE AXLE RIGID	FOUR OR LESS AXLE ARTIC	FIVE AXLE ARTIC	SIX OR MORE AXLE ARTIC	FIVE OR LESS AXLE MULTI-TRAILER ARTIC	SIX AXLE MULTI-TRAILER ARTIC	SEVEN OR MORE AXLE ARTIC
Mon 06-Mar-23														
00:00	0	0	0	0	0	0	0	0	0	0	0	0	0	0
01:00	0	0	0	0	0	0	0	0	0	0	0	0	0	0
02:00	0	0	0	0	0	0	0	0	0	0	0	0	0	0
03:00	1	0	1	0	0	0	0	0	0	0	0	0	0	0
04:00	0	0	0	0	0	0	0	0	0	0	0	0	0	0
05:00	11	0	9	0	0	0	0	0	1	0	0	1	0	0
06:00	17	0	14	3	0	0	0	0	0	0	0	0	0	0
07:00	36	0	35	1	0	0	0	0	0	0	0	0	0	0
08:00	29	0	27	2	0	0	0	0	0	0	0	0	0	0
09:00	30	2	25	2	0	0	0	0	1	0	0	0	0	0
10:00	28	1	24	3	0	0	0	0	0	0	0	0	0	0
11:00	16	0	15	1	0	0	0	0	0	0	0	0	0	0
12:00	33	2	27	3	0	1	0	0	0	0	0	0	0	0
13:00	24	0	17	5	0	0	1	0	1	0	0	0	0	0
14:00	36	0	33	3	0	0	0	0	0	0	0	0	0	0
15:00	29	0	26	3	0	0	0	0	0	0	0	0	0	0
16:00	43	1	40	1	0	0	0	0	1	0	0	0	0	0
17:00	48	0	42	4	0	0	1	0	1	0	0	0	0	0
18:00	16	0	15	1	0	0	0	0	0	0	0	0	0	0
19:00	16	0	16	0	0	0	0	0	0	0	0	0	0	0
20:00	9	0	9	0	0	0	0	0	0	0	0	0	0	0
21:00	9	0	9	0	0	0	0	0	0	0	0	0	0	0
22:00	5	0	5	0	0	0	0	0	0	0	0	0	0	0
23:00	1	0	1	0	0	0	0	0	0	0	0	0	0	0
12H,7-19	368	6	326	29	0	1	2	0	4	0	0	0	0	0
16H,6-22	419	6	374	32	0	1	2	0	4	0	0	0	0	0
18H,6-24	425	6	380	32	0	1	2	0	4	0	0	0	0	0
24H,0-24	437	6	390	32	0	1	2	0	5	0	0	1	0	0

TIME PERIOD	TOTAL VEHICLES	MOTOR-CYCLES	CARS OR CAR-BASED LGV	LIGHT GOODS VEHICLES	BUSES	TWO AXLE, SIX TYRE, RIGID/BUSES	THREE AXLE RIGID	FOUR OR MORE AXLE RIGID	FOUR OR LESS AXLE ARTIC	FIVE AXLE ARTIC	SIX OR MORE AXLE ARTIC	FIVE OR LESS AXLE MULTI-TRAILER ARTIC	SIX AXLE MULTI-TRAILER ARTIC	SEVEN OR MORE AXLE ARTIC	
Tue 07-Mar-23															
00:00	1	0	1	0	0	0	0	0	0	0	0	0	0	0	
01:00	0	0	0	0	0	0	0	0	0	0	0	0	0	0	
02:00	1	0	1	0	0	0	0	0	0	0	0	0	0	0	
03:00	2	0	2	0	0	0	0	0	0	0	0	0	0	0	
04:00	0	0	0	0	0	0	0	0	0	0	0	0	0	0	
05:00	7	0	6	0	0	0	0	0	1	0	0	0	0	0	
06:00	14	0	13	1	0	0	0	0	0	0	0	0	0	0	
07:00	33	0	29	4	0	0	0	0	0	0	0	0	0	0	
08:00	46	0	39	6	0	0	0	0	1	0	0	0	0	0	
09:00	45	0	35	9	0	0	1	0	0	0	0	0	0	0	
10:00	31	0	22	9	0	0	0	0	0	0	0	0	0	0	
11:00	20	2	15	3	0	0	0	0	0	0	0	0	0	0	
12:00	24	0	23	1	0	0	0	0	0	0	0	0	0	0	
13:00	27	1	24	2	0	0	0	0	0	0	0	0	0	0	
14:00	21	0	15	5	0	0	0	0	1	0	0	0	0	0	
15:00	37	0	34	3	0	0	0	0	0	0	0	0	0	0	
16:00	47	0	44	3	0	0	0	0	0	0	0	0	0	0	
17:00	48	0	43	4	0	0	0	0	1	0	0	0	0	0	
18:00	12	1	10	0	0	0	1	0	0	0	0	0	0	0	
19:00	10	0	10	0	0	0	0	0	0	0	0	0	0	0	
20:00	5	0	5	0	0	0	0	0	0	0	0	0	0	0	
21:00	7	0	7	0	0	0	0	0	0	0	0	0	0	0	
22:00	3	0	3	0	0	0	0	0	0	0	0	0	0	0	
23:00	2	0	2	0	0	0	0	0	0	0	0	0	0	0	
12H,7-19	391	4	333	49	0	0	2	0	3	0	0	0	0	0	
16H,6-22	427	4	368	50	0	0	2	0	3	0	0	0	0	0	
18H,6-24	432	4	373	50	0	0	2	0	3	0	0	0	0	0	
24H,0-24	443	4	383	50	0	0	2	0	4	0	0	0	0	0	

TIME PERIOD	TOTAL VEHICLES	MOTOR-CYCLES	CARS OR CAR-BASED LGV	LIGHT GOODS VEHICLES	BUSES	TWO AXLE, SIX TYRE, RIGID/BUSES	THREE AXLE RIGID	FOUR OR MORE AXLE RIGID	FOUR OR LESS AXLE ARTIC	FIVE AXLE ARTIC	SIX OR MORE AXLE ARTIC	FIVE OR LESS AXLE MULTI-TRAILER ARTIC	SIX AXLE MULTI-TRAILER ARTIC	SEVEN OR MORE AXLE ARTIC	
Wed 08-Mar-23															
00:00	0	0	0	0	0	0	0	0	0	0	0	0	0	0	
01:00	0	0	0	0	0	0	0	0	0	0	0	0	0	0	
02:00	0	0	0	0	0	0	0	0	0	0	0	0	0	0	
03:00	2	0	2	0	0	0	0	0	0	0	0	0	0	0	
04:00	0	0	0	0	0	0	0	0	0	0	0	0	0	0	
05:00	5	0	4	0	0	0	0	0	1	0	0	0	0	0	
06:00	9	0	8	1	0	0	0	0	0	0	0	0	0	0	
07:00	29	0	28	1	0	0	0	0	0	0	0	0	0	0	
08:00	30	0	25	5	0	0	0	0	0	0	0	0	0	0	
09:00	24	0	19	4	0	1	0	0	0	0	0	0	0	0	
10:00	20	0	17	3	0	0	0	0	0	0	0	0	0	0	
11:00	26	0	22	4	0	0	0	0	0	0	0	0	0	0	
12:00	18	0	14	3	0	0	1	0	0	0	0	0	0	0	
13:00	17	0	12	5	0	0	0	0	0	0	0	0	0	0	
14:00	38	0	29	8	0	1	0	0	0	0	0	0	0	0	
15:00	38	0	33	4	0	0	1	0	0	0	0	0	0	0	
16:00	57	2	48	6	0	0	1	0	0	0	0	0	0	0	
17:00	48	4	43	0	0	0	0	0	1	0	0	0	0	0	
18:00	19	0	19	0	0	0	0	0	0	0	0	0	0	0	
19:00	13	0	12	1	0	0	0	0	0	0	0	0	0	0	
20:00	15	0	15	0	0	0	0	0	0	0	0	0	0	0	
21:00	15	0	15	0	0	0	0	0	0	0	0	0	0	0	
22:00	3	0	3	0	0	0	0	0	0	0	0	0	0	0	
23:00	2	0	1	0	0	0	0	1	0	0	0	0	0	0	
12H,7-19	364	6	309	43	0	2	3	0	1	0	0	0	0	0	
16H,6-22	416	6	359	45	0	2	3	0	1	0	0	0	0	0	
18H,6-24	421	6	363	45	0	2	3	1	1	0	0	0	0	0	
24H,0-24	428	6	369	45	0	2	3	1	2	0	0	0	0	0	

12092 BIDEFORD Site No: 12092005 Location Site 5 - Gammaton Rd, Bideford
 Thu 02-Mar-23 to Wed 08-Mar-23 Channel: Eastbound

TIME PERIOD	TOTAL VEHICLES	MOTOR-CYCLES	CARS OR CAR-BASED LGV	LIGHT GOODS VEHICLES	BUSES	TWO AXLE, SIX TYRE, RIGID/BUSES	THREE AXLE RIGID	FOUR OR MORE AXLE RIGID	FOUR OR LESS AXLE ARTIC	FIVE AXLE ARTIC	SIX OR MORE AXLE ARTIC	FIVE OR LESS AXLE MULTI-TRAILER ARTIC	SIX AXLE MULTI-TRAILER ARTIC	SEVEN OR MORE AXLE ARTIC
Daily Totals														
Thu 02-Mar-23	459	8	406	39	0	1	2	1	2	0	0	0	0	0
Fri 03-Mar-23	453	3	407	31	0	0	6	0	6	0	0	0	0	0
Sat 04-Mar-23	319	3	305	8	0	0	2	0	1	0	0	0	0	0
Sun 05-Mar-23	278	4	266	6	0	0	2	0	0	0	0	0	0	0
Mon 06-Mar-23	437	6	390	32	0	1	2	0	5	0	0	1	0	0
Tue 07-Mar-23	443	4	383	50	0	0	2	0	4	0	0	0	0	0
Wed 08-Mar-23	428	6	369	45	0	2	3	1	2	0	0	0	0	0
Total Vehicles														
[--]	2817	34	2526	211	0	4	19	2	20	0	0	1	0	0



12092 BIDEFORD Site No: 12092005 Location Site 5 - Gammaton Rd, Bideford
 Thu 02-Mar-23 to Wed 08-Mar-23 Channel: Eastbound

TIME PERIOD	TOTAL VEHICLES	MOTOR-CYCLES	MOTOR-CYCLES%	CARS	CARS %	LGV	LGV %	HGV	HGV %	BUS	BUS %
Thu 02-Mar-23											
00:00	1	0	0.0	1	100.0	0	0.0	0	0.0	0	0.0
01:00	0	0	-	0	-	0	-	0	-	0	-
02:00	0	0	-	0	-	0	-	0	-	0	-
03:00	1	0	0.0	1	100.0	0	0.0	0	0.0	0	0.0
04:00	1	0	0.0	1	100.0	0	0.0	0	0.0	0	0.0
05:00	7	0	0.0	6	85.7	0	0.0	1	14.3	0	0.0
06:00	17	0	0.0	15	88.2	2	11.8	0	0.0	0	0.0
07:00	29	0	0.0	28	96.6	1	3.5	0	0.0	0	0.0
08:00	41	0	0.0	36	87.8	4	9.8	1	2.4	0	0.0
09:00	35	0	0.0	31	88.6	3	8.6	1	2.9	0	0.0
10:00	22	0	0.0	15	68.2	7	31.8	0	0.0	0	0.0
11:00	33	0	0.0	28	84.9	5	15.2	0	0.0	0	0.0
12:00	30	1	3.3	27	90.0	2	6.7	0	0.0	0	0.0
13:00	17	2	11.8	14	82.4	1	5.9	0	0.0	0	0.0
14:00	34	0	0.0	27	79.4	6	17.7	1	2.9	0	0.0
15:00	32	0	0.0	28	87.5	3	9.4	1	3.1	0	0.0
16:00	50	2	4.0	44	88.0	4	8.0	0	0.0	0	0.0
17:00	39	3	7.7	35	89.7	0	0.0	1	2.6	0	0.0
18:00	20	0	0.0	20	100.0	0	0.0	0	0.0	0	0.0
19:00	17	0	0.0	16	94.1	1	5.9	0	0.0	0	0.0
20:00	16	0	0.0	16	100.0	0	0.0	0	0.0	0	0.0
21:00	12	0	0.0	12	100.0	0	0.0	0	0.0	0	0.0
22:00	4	0	0.0	4	100.0	0	0.0	0	0.0	0	0.0
23:00	1	0	0.0	1	100.0	0	0.0	0	0.0	0	0.0
12H,7-19	382	8	2.1	333	87.2	36	9.4	5	1.3	0	0.0
16H,6-22	444	8	1.8	392	88.3	39	8.8	5	1.1	0	0.0
18H,6-24	449	8	1.8	397	88.4	39	8.7	5	1.1	0	0.0
24H,0-24	459	8	1.7	406	88.5	39	8.5	6	1.3	0	0.0

12092 BIDEFORD Site No: 12092005 Location Site 5 - Gammaton Rd, Bideford
 Thu 02-Mar-23 to Wed 08-Mar-23 Channel: Eastbound

TIME PERIOD	TOTAL VEHICLES	MOTOR-CYCLES	MOTOR-CYCLES%	CARS	CARS %	LGV	LGV %	HGV	HGV %	BUS	BUS %
Fri 03-Mar-23											
00:00	0	0	-	0	-	0	-	0	-	0	-
01:00	0	0	-	0	-	0	-	0	-	0	-
02:00	2	0	0.0	2	100.0	0	0.0	0	0.0	0	0.0
03:00	1	0	0.0	1	100.0	0	0.0	0	0.0	0	0.0
04:00	0	0	-	0	-	0	-	0	-	0	-
05:00	4	0	0.0	3	75.0	0	0.0	1	25.0	0	0.0
06:00	17	0	0.0	13	76.5	4	23.5	0	0.0	0	0.0
07:00	26	0	0.0	19	73.1	7	26.9	0	0.0	0	0.0
08:00	34	0	0.0	31	91.2	2	5.9	1	2.9	0	0.0
09:00	31	0	0.0	28	90.3	1	3.2	2	6.5	0	0.0
10:00	21	0	0.0	18	85.7	2	9.5	1	4.8	0	0.0
11:00	24	0	0.0	21	87.5	2	8.3	1	4.2	0	0.0
12:00	26	1	3.9	25	96.2	0	0.0	0	0.0	0	0.0
13:00	33	1	3.0	26	78.8	3	9.1	3	9.1	0	0.0
14:00	41	0	0.0	38	92.7	3	7.3	0	0.0	0	0.0
15:00	41	0	0.0	39	95.1	2	4.9	0	0.0	0	0.0
16:00	59	0	0.0	55	93.2	3	5.1	1	1.7	0	0.0
17:00	35	1	2.9	32	91.4	1	2.9	1	2.9	0	0.0
18:00	25	0	0.0	23	92.0	1	4.0	1	4.0	0	0.0
19:00	11	0	0.0	11	100.0	0	0.0	0	0.0	0	0.0
20:00	10	0	0.0	10	100.0	0	0.0	0	0.0	0	0.0
21:00	6	0	0.0	6	100.0	0	0.0	0	0.0	0	0.0
22:00	4	0	0.0	4	100.0	0	0.0	0	0.0	0	0.0
23:00	2	0	0.0	2	100.0	0	0.0	0	0.0	0	0.0
12H,7-19	396	3	0.8	355	89.7	27	6.8	11	2.8	0	0.0
16H,6-22	440	3	0.7	395	89.8	31	7.1	11	2.5	0	0.0
18H,6-24	446	3	0.7	401	89.9	31	7.0	11	2.5	0	0.0
24H,0-24	453	3	0.7	407	89.9	31	6.8	12	2.7	0	0.0

12092 BIDEFORD Site No: 12092005 Location Site 5 - Gammaton Rd, Bideford
 Thu 02-Mar-23 to Wed 08-Mar-23 Channel: Eastbound

TIME PERIOD	TOTAL VEHICLES	MOTOR-CYCLES	MOTOR-CYCLES%	CARS	CARS %	LGV	LGV %	HGV	HGV %	BUS	BUS %
Sat 04-Mar-23											
00:00	3	0	0.0	3	100.0	0	0.0	0	0.0	0	0.0
01:00	0	0	-	0	-	0	-	0	-	0	-
02:00	0	0	-	0	-	0	-	0	-	0	-
03:00	0	0	-	0	-	0	-	0	-	0	-
04:00	0	0	-	0	-	0	-	0	-	0	-
05:00	2	0	0.0	2	100.0	0	0.0	0	0.0	0	0.0
06:00	3	0	0.0	3	100.0	0	0.0	0	0.0	0	0.0
07:00	8	0	0.0	8	100.0	0	0.0	0	0.0	0	0.0
08:00	19	1	5.3	15	79.0	3	15.8	0	0.0	0	0.0
09:00	25	0	0.0	25	100.0	0	0.0	0	0.0	0	0.0
10:00	30	0	0.0	30	100.0	0	0.0	0	0.0	0	0.0
11:00	18	0	0.0	18	100.0	0	0.0	0	0.0	0	0.0
12:00	39	0	0.0	37	94.9	1	2.6	1	2.6	0	0.0
13:00	37	1	2.7	33	89.2	2	5.4	1	2.7	0	0.0
14:00	26	0	0.0	26	100.0	0	0.0	0	0.0	0	0.0
15:00	19	0	0.0	19	100.0	0	0.0	0	0.0	0	0.0
16:00	24	0	0.0	23	95.8	0	0.0	1	4.2	0	0.0
17:00	23	0	0.0	23	100.0	0	0.0	0	0.0	0	0.0
18:00	13	0	0.0	13	100.0	0	0.0	0	0.0	0	0.0
19:00	11	1	9.1	10	90.9	0	0.0	0	0.0	0	0.0
20:00	4	0	0.0	4	100.0	0	0.0	0	0.0	0	0.0
21:00	9	0	0.0	8	88.9	1	11.1	0	0.0	0	0.0
22:00	3	0	0.0	2	66.7	1	33.3	0	0.0	0	0.0
23:00	3	0	0.0	3	100.0	0	0.0	0	0.0	0	0.0
12H,7-19	281	2	0.7	270	96.1	6	2.1	3	1.1	0	0.0
16H,6-22	308	3	1.0	295	95.8	7	2.3	3	1.0	0	0.0
18H,6-24	314	3	1.0	300	95.5	8	2.6	3	1.0	0	0.0
24H,0-24	319	3	0.9	305	95.6	8	2.5	3	0.9	0	0.0

TIME PERIOD	TOTAL VEHICLES	MOTOR-CYCLES	MOTOR-CYCLES%	CARS	CARS %	LGV	LGV %	HGV	HGV %	BUS	BUS %
Sun 05-Mar-23											
00:00	3	0	0.0	3	100.0	0	0.0	0	0.0	0	0.0
01:00	0	0	-	0	-	0	-	0	-	0	-
02:00	0	0	-	0	-	0	-	0	-	0	-
03:00	1	0	0.0	1	100.0	0	0.0	0	0.0	0	0.0
04:00	0	0	-	0	-	0	-	0	-	0	-
05:00	1	0	0.0	1	100.0	0	0.0	0	0.0	0	0.0
06:00	3	0	0.0	3	100.0	0	0.0	0	0.0	0	0.0
07:00	4	0	0.0	4	100.0	0	0.0	0	0.0	0	0.0
08:00	8	0	0.0	8	100.0	0	0.0	0	0.0	0	0.0
09:00	17	2	11.8	13	76.5	2	11.8	0	0.0	0	0.0
10:00	34	0	0.0	32	94.1	2	5.9	0	0.0	0	0.0
11:00	35	0	0.0	34	97.1	0	0.0	1	2.9	0	0.0
12:00	32	0	0.0	32	100.0	0	0.0	0	0.0	0	0.0
13:00	25	1	4.0	24	96.0	0	0.0	0	0.0	0	0.0
14:00	25	0	0.0	24	96.0	1	4.0	0	0.0	0	0.0
15:00	24	1	4.2	23	95.8	0	0.0	0	0.0	0	0.0
16:00	24	0	0.0	23	95.8	1	4.2	0	0.0	0	0.0
17:00	4	0	0.0	4	100.0	0	0.0	0	0.0	0	0.0
18:00	11	0	0.0	10	90.9	0	0.0	1	9.1	0	0.0
19:00	10	0	0.0	10	100.0	0	0.0	0	0.0	0	0.0
20:00	9	0	0.0	9	100.0	0	0.0	0	0.0	0	0.0
21:00	5	0	0.0	5	100.0	0	0.0	0	0.0	0	0.0
22:00	2	0	0.0	2	100.0	0	0.0	0	0.0	0	0.0
23:00	1	0	0.0	1	100.0	0	0.0	0	0.0	0	0.0
12H,7-19	243	4	1.7	231	95.1	6	2.5	2	0.8	0	0.0
16H,6-22	270	4	1.5	258	95.6	6	2.2	2	0.7	0	0.0
18H,6-24	273	4	1.5	261	95.6	6	2.2	2	0.7	0	0.0
24H,0-24	278	4	1.4	266	95.7	6	2.2	2	0.7	0	0.0

12092 BIDEFORD Site No: 12092005 Location Site 5 - Gammaton Rd, Bideford
 Thu 02-Mar-23 to Wed 08-Mar-23 Channel: Eastbound

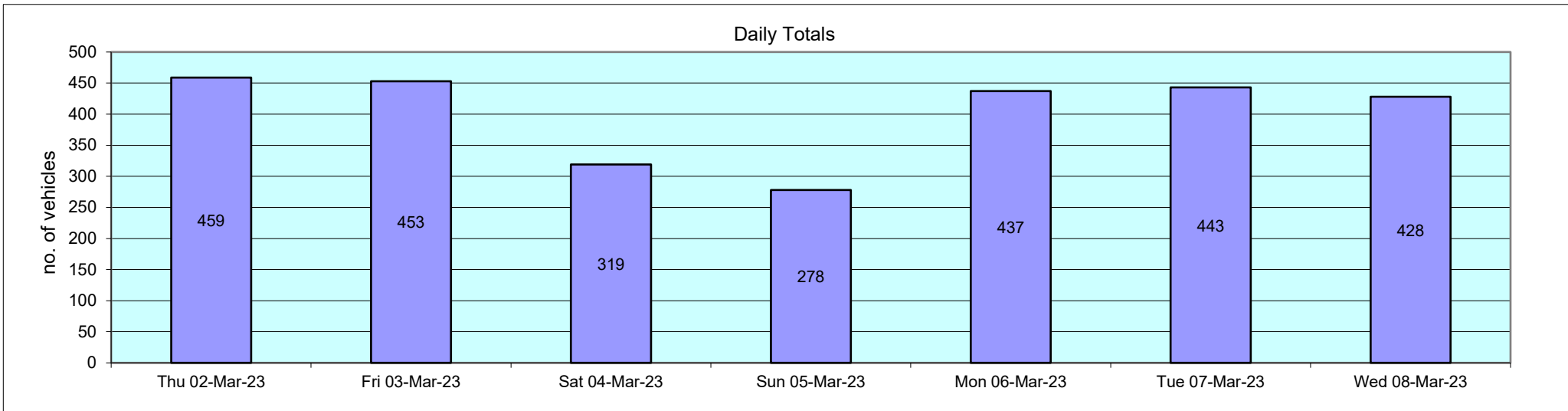
TIME PERIOD	TOTAL VEHICLES	MOTOR-CYCLES	MOTOR-CYCLES%	CARS	CARS %	LGV	LGV %	HGV	HGV %	BUS	BUS %
Mon 06-Mar-23											
00:00	0	0	-	0	-	0	-	0	-	0	-
01:00	0	0	-	0	-	0	-	0	-	0	-
02:00	0	0	-	0	-	0	-	0	-	0	-
03:00	1	0	0.0	1	100.0	0	0.0	0	0.0	0	0.0
04:00	0	0	-	0	-	0	-	0	-	0	-
05:00	11	0	0.0	9	81.8	0	0.0	2	18.2	0	0.0
06:00	17	0	0.0	14	82.4	3	17.7	0	0.0	0	0.0
07:00	36	0	0.0	35	97.2	1	2.8	0	0.0	0	0.0
08:00	29	0	0.0	27	93.1	2	6.9	0	0.0	0	0.0
09:00	30	2	6.7	25	83.3	2	6.7	1	3.3	0	0.0
10:00	28	1	3.6	24	85.7	3	10.7	0	0.0	0	0.0
11:00	16	0	0.0	15	93.8	1	6.3	0	0.0	0	0.0
12:00	33	2	6.1	27	81.8	3	9.1	1	3.0	0	0.0
13:00	24	0	0.0	17	70.8	5	20.8	2	8.3	0	0.0
14:00	36	0	0.0	33	91.7	3	8.3	0	0.0	0	0.0
15:00	29	0	0.0	26	89.7	3	10.3	0	0.0	0	0.0
16:00	43	1	2.3	40	93.0	1	2.3	1	2.3	0	0.0
17:00	48	0	0.0	42	87.5	4	8.3	2	4.2	0	0.0
18:00	16	0	0.0	15	93.8	1	6.3	0	0.0	0	0.0
19:00	16	0	0.0	16	100.0	0	0.0	0	0.0	0	0.0
20:00	9	0	0.0	9	100.0	0	0.0	0	0.0	0	0.0
21:00	9	0	0.0	9	100.0	0	0.0	0	0.0	0	0.0
22:00	5	0	0.0	5	100.0	0	0.0	0	0.0	0	0.0
23:00	1	0	0.0	1	100.0	0	0.0	0	0.0	0	0.0
12H,7-19	368	6	1.6	326	88.6	29	7.9	7	1.9	0	0.0
16H,6-22	419	6	1.4	374	89.3	32	7.6	7	1.7	0	0.0
18H,6-24	425	6	1.4	380	89.4	32	7.5	7	1.7	0	0.0
24H,0-24	437	6	1.4	390	89.2	32	7.3	9	2.1	0	0.0

12092 BIDEFORD Site No: 12092005 Location Site 5 - Gammaton Rd, Bideford
 Thu 02-Mar-23 to Wed 08-Mar-23 Channel: Eastbound

TIME PERIOD	TOTAL VEHICLES	MOTOR-CYCLES	MOTOR-CYCLES%	CARS	CARS %	LGV	LGV %	HGV	HGV %	BUS	BUS %
Tue 07-Mar-23											
00:00	1	0	0.0	1	100.0	0	0.0	0	0.0	0	0.0
01:00	0	0	-	0	-	0	-	0	-	0	-
02:00	1	0	0.0	1	100.0	0	0.0	0	0.0	0	0.0
03:00	2	0	0.0	2	100.0	0	0.0	0	0.0	0	0.0
04:00	0	0	-	0	-	0	-	0	-	0	-
05:00	7	0	0.0	6	85.7	0	0.0	1	14.3	0	0.0
06:00	14	0	0.0	13	92.9	1	7.1	0	0.0	0	0.0
07:00	33	0	0.0	29	87.9	4	12.1	0	0.0	0	0.0
08:00	46	0	0.0	39	84.8	6	13.0	1	2.2	0	0.0
09:00	45	0	0.0	35	77.8	9	20.0	1	2.2	0	0.0
10:00	31	0	0.0	22	71.0	9	29.0	0	0.0	0	0.0
11:00	20	2	10.0	15	75.0	3	15.0	0	0.0	0	0.0
12:00	24	0	0.0	23	95.8	1	4.2	0	0.0	0	0.0
13:00	27	1	3.7	24	88.9	2	7.4	0	0.0	0	0.0
14:00	21	0	0.0	15	71.4	5	23.8	1	4.8	0	0.0
15:00	37	0	0.0	34	91.9	3	8.1	0	0.0	0	0.0
16:00	47	0	0.0	44	93.6	3	6.4	0	0.0	0	0.0
17:00	48	0	0.0	43	89.6	4	8.3	1	2.1	0	0.0
18:00	12	1	8.3	10	83.3	0	0.0	1	8.3	0	0.0
19:00	10	0	0.0	10	100.0	0	0.0	0	0.0	0	0.0
20:00	5	0	0.0	5	100.0	0	0.0	0	0.0	0	0.0
21:00	7	0	0.0	7	100.0	0	0.0	0	0.0	0	0.0
22:00	3	0	0.0	3	100.0	0	0.0	0	0.0	0	0.0
23:00	2	0	0.0	2	100.0	0	0.0	0	0.0	0	0.0
12H,7-19	391	4	1.0	333	85.2	49	12.5	5	1.3	0	0.0
16H,6-22	427	4	0.9	368	86.2	50	11.7	5	1.2	0	0.0
18H,6-24	432	4	0.9	373	86.3	50	11.6	5	1.2	0	0.0
24H,0-24	443	4	0.9	383	86.5	50	11.3	6	1.4	0	0.0

TIME PERIOD	TOTAL VEHICLES	MOTOR-CYCLES	MOTOR-CYCLES%	CARS	CARS %	LGV	LGV %	HGV	HGV %	BUS	BUS %
Wed 08-Mar-23											
00:00	0	0	-	0	-	0	-	0	-	0	-
01:00	0	0	-	0	-	0	-	0	-	0	-
02:00	0	0	-	0	-	0	-	0	-	0	-
03:00	2	0	0.0	2	100.0	0	0.0	0	0.0	0	0.0
04:00	0	0	-	0	-	0	-	0	-	0	-
05:00	5	0	0.0	4	80.0	0	0.0	1	20.0	0	0.0
06:00	9	0	0.0	8	88.9	1	11.1	0	0.0	0	0.0
07:00	29	0	0.0	28	96.6	1	3.5	0	0.0	0	0.0
08:00	30	0	0.0	25	83.3	5	16.7	0	0.0	0	0.0
09:00	24	0	0.0	19	79.2	4	16.7	1	4.2	0	0.0
10:00	20	0	0.0	17	85.0	3	15.0	0	0.0	0	0.0
11:00	26	0	0.0	22	84.6	4	15.4	0	0.0	0	0.0
12:00	18	0	0.0	14	77.8	3	16.7	1	5.6	0	0.0
13:00	17	0	0.0	12	70.6	5	29.4	0	0.0	0	0.0
14:00	38	0	0.0	29	76.3	8	21.1	1	2.6	0	0.0
15:00	38	0	0.0	33	86.8	4	10.5	1	2.6	0	0.0
16:00	57	2	3.5	48	84.2	6	10.5	1	1.8	0	0.0
17:00	48	4	8.3	43	89.6	0	0.0	1	2.1	0	0.0
18:00	19	0	0.0	19	100.0	0	0.0	0	0.0	0	0.0
19:00	13	0	0.0	12	92.3	1	7.7	0	0.0	0	0.0
20:00	15	0	0.0	15	100.0	0	0.0	0	0.0	0	0.0
21:00	15	0	0.0	15	100.0	0	0.0	0	0.0	0	0.0
22:00	3	0	0.0	3	100.0	0	0.0	0	0.0	0	0.0
23:00	2	0	0.0	1	50.0	0	0.0	1	50.0	0	0.0
12H,7-19	364	6	1.7	309	84.9	43	11.8	6	1.7	0	0.0
16H,6-22	416	6	1.4	359	86.3	45	10.8	6	1.4	0	0.0
18H,6-24	421	6	1.4	363	86.2	45	10.7	7	1.7	0	0.0
24H,0-24	428	6	1.4	369	86.2	45	10.5	8	1.9	0	0.0

TIME PERIOD	TOTAL VEHICLES	MOTOR-CYCLES	MOTOR-CYCLES%	CARS	CARS %	LGV	LGV %	HGV	HGV %	BUS	BUS %
Daily Totals											
Thu 02-Mar-23	459	8	1.7	406	88.5	39	8.5	6	1.3	0	0.0
Fri 03-Mar-23	453	3	0.7	407	89.9	31	6.8	12	2.7	0	0.0
Sat 04-Mar-23	319	3	0.9	305	95.6	8	2.5	3	0.9	0	0.0
Sun 05-Mar-23	278	4	1.4	266	95.7	6	2.2	2	0.7	0	0.0
Mon 06-Mar-23	437	6	1.4	390	89.2	32	7.3	9	2.1	0	0.0
Tue 07-Mar-23	443	4	0.9	383	86.5	50	11.3	6	1.4	0	0.0
Wed 08-Mar-23	428	6	1.4	369	86.2	45	10.5	8	1.9	0	0.0
Total Vehicles											
[--]	2817	34	1.2	2526	90.2	211	7.0	46	1.6	0	0.0



12092 BIDEFORD Site No: 12092005 Location Site 5 - Gammaton Rd, Bideford
 Thu 02-Mar-23 to Wed 08-Mar-23 Channel: Eastbound

Time Period	Total Vehicles	85%ile Speed	Mean Speed	Stand Dev.	<11Mph	11-<21	21-<31	31-<41	41-<46	46-<51	51-<56	56-<61	61-<66	66-<71	71-<76	=>76
Thu 02-Mar-23																
00:00	1	-	26	-	0	0	1	0	0	0	0	0	0	0	0	0
01:00	0	-	-	-	0	0	0	0	0	0	0	0	0	0	0	0
02:00	0	-	-	-	0	0	0	0	0	0	0	0	0	0	0	0
03:00	1	-	36	-	0	0	0	1	0	0	0	0	0	0	0	0
04:00	1	-	36	-	0	0	0	1	0	0	0	0	0	0	0	0
05:00	7	-	30.3	6.1	0	0	4	3	0	0	0	0	0	0	0	0
06:00	17	38.7	33.6	5.3	0	0	4	13	0	0	0	0	0	0	0	0
07:00	29	37	29.8	6.3	0	1	16	12	0	0	0	0	0	0	0	0
08:00	41	34.4	27.5	6.4	0	4	27	10	0	0	0	0	0	0	0	0
09:00	35	33.8	28.3	5.2	0	0	27	8	0	0	0	0	0	0	0	0
10:00	22	30.6	27.4	4.6	0	0	19	3	0	0	0	0	0	0	0	0
11:00	33	34.9	28.1	6.2	0	2	22	9	0	0	0	0	0	0	0	0
12:00	30	30.1	25.4	6.2	1	3	23	3	0	0	0	0	0	0	0	0
13:00	17	30.2	26	5.8	0	2	13	2	0	0	0	0	0	0	0	0
14:00	34	31.7	27.2	5.6	0	2	26	6	0	0	0	0	0	0	0	0
15:00	32	36.9	27.9	8.3	0	7	12	13	0	0	0	0	0	0	0	0
16:00	50	36	29	5.8	0	1	33	16	0	0	0	0	0	0	0	0
17:00	39	36.7	28.8	7.3	1	1	25	10	2	0	0	0	0	0	0	0
18:00	20	34	28	6	0	1	14	5	0	0	0	0	0	0	0	0
19:00	17	37.6	30.7	6.9	0	1	7	9	0	0	0	0	0	0	0	0
20:00	16	33.8	28.5	5.4	0	0	12	4	0	0	0	0	0	0	0	0
21:00	12	35.3	29.3	5.7	0	0	8	4	0	0	0	0	0	0	0	0
22:00	4	-	33.5	5.7	0	0	1	3	0	0	0	0	0	0	0	0
23:00	1	-	43.5	-	0	0	0	0	1	0	0	0	0	0	0	0
12H,7-19	382	35.2	27.9	6.3	2	24	257	97	2	0	0	0	0	0	0	0
16H,6-22	444	35.9	28.3	6.3	2	25	288	127	2	0	0	0	0	0	0	0
18H,6-24	449	36	28.4	6.4	2	25	289	130	3	0	0	0	0	0	0	0
24H,0-24	459	36.1	28.4	6.4	2	25	294	135	3	0	0	0	0	0	0	0

12092 BIDEFORD Site No: 12092005 Location Site 5 - Gammaton Rd, Bideford
 Thu 02-Mar-23 to Wed 08-Mar-23 Channel: Eastbound

Time Period	Total Vehicles	85%ile Speed	Mean Speed	Stand Dev.	<11Mph	11-<21	21-<31	31-<41	41-<46	46-<51	51-<56	56-<61	61-<66	66-<71	71-<76	=>76
Fri 03-Mar-23																
00:00	0	-	-	-	0	0	0	0	0	0	0	0	0	0	0	0
01:00	0	-	-	-	0	0	0	0	0	0	0	0	0	0	0	0
02:00	2	-	31	7.1	0	0	1	1	0	0	0	0	0	0	0	0
03:00	1	-	36	-	0	0	0	1	0	0	0	0	0	0	0	0
04:00	0	-	-	-	0	0	0	0	0	0	0	0	0	0	0	0
05:00	4	-	35.4	7.5	0	0	1	2	1	0	0	0	0	0	0	0
06:00	17	36.6	30.1	5.9	0	0	10	7	0	0	0	0	0	0	0	0
07:00	26	32.2	27.9	5	0	0	21	5	0	0	0	0	0	0	0	0
08:00	34	35.4	28.9	5.5	0	0	24	10	0	0	0	0	0	0	0	0
09:00	31	34.6	27.9	6.2	0	2	21	8	0	0	0	0	0	0	0	0
10:00	21	30.5	25.2	7.2	1	3	14	3	0	0	0	0	0	0	0	0
11:00	24	30.5	26.8	5	0	1	20	3	0	0	0	0	0	0	0	0
12:00	26	30	25	7.4	1	5	16	4	0	0	0	0	0	0	0	0
13:00	33	32.1	27.5	6.3	1	0	26	5	1	0	0	0	0	0	0	0
14:00	41	31.5	27.2	5.4	0	2	32	7	0	0	0	0	0	0	0	0
15:00	41	34.4	27.7	6.2	0	3	28	10	0	0	0	0	0	0	0	0
16:00	59	36.9	29.3	6.5	0	2	37	18	2	0	0	0	0	0	0	0
17:00	35	37	29.4	6.8	0	2	20	12	1	0	0	0	0	0	0	0
18:00	25	33.9	27.6	6.3	0	2	17	6	0	0	0	0	0	0	0	0
19:00	11	38.1	31.7	7.9	0	0	6	4	0	1	0	0	0	0	0	0
20:00	10	31	28	5.1	0	0	8	2	0	0	0	0	0	0	0	0
21:00	6	-	32.7	6	0	0	2	4	0	0	0	0	0	0	0	0
22:00	4	-	31	6.5	0	0	2	2	0	0	0	0	0	0	0	0
23:00	2	-	31	7.1	0	0	1	1	0	0	0	0	0	0	0	0
12H,7-19	396	34.9	27.8	6.2	3	22	276	91	4	0	0	0	0	0	0	0
16H,6-22	440	35.3	28	6.3	3	22	302	108	4	1	0	0	0	0	0	0
18H,6-24	446	35.4	28.1	6.3	3	22	305	111	4	1	0	0	0	0	0	0
24H,0-24	453	35.6	28.2	6.3	3	22	307	115	5	1	0	0	0	0	0	0

12092 BIDEFORD Site No: 12092005 Location Site 5 - Gammaton Rd, Bideford
 Thu 02-Mar-23 to Wed 08-Mar-23 Channel: Eastbound

Time Period	Total Vehicles	85%ile Speed	Mean Speed	Stand Dev.	<11Mph	11-<21	21-<31	31-<41	41-<46	46-<51	51-<56	56-<61	61-<66	66-<71	71-<76	=>76
Sat 04-Mar-23																
00:00	3	-	35.2	8.8	0	0	1	1	1	0	0	0	0	0	0	0
01:00	0	-	-	-	0	0	0	0	0	0	0	0	0	0	0	0
02:00	0	-	-	-	0	0	0	0	0	0	0	0	0	0	0	0
03:00	0	-	-	-	0	0	0	0	0	0	0	0	0	0	0	0
04:00	0	-	-	-	0	0	0	0	0	0	0	0	0	0	0	0
05:00	2	-	31	7.1	0	0	1	1	0	0	0	0	0	0	0	0
06:00	3	-	32.7	6.3	0	0	1	2	0	0	0	0	0	0	0	0
07:00	8	-	32.3	6	0	0	3	5	0	0	0	0	0	0	0	0
08:00	19	36.8	29.3	7.6	1	0	10	8	0	0	0	0	0	0	0	0
09:00	25	30.4	26.5	6.4	1	1	19	4	0	0	0	0	0	0	0	0
10:00	30	36.6	28.9	6.9	0	2	18	9	1	0	0	0	0	0	0	0
11:00	18	34.6	27.7	6.8	0	2	11	5	0	0	0	0	0	0	0	0
12:00	39	36.1	29	6.2	0	1	26	11	1	0	0	0	0	0	0	0
13:00	37	30.9	27.1	5.4	0	2	29	6	0	0	0	0	0	0	0	0
14:00	26	33.7	27.9	5.7	0	1	19	6	0	0	0	0	0	0	0	0
15:00	19	32.6	27.2	6.7	1	0	14	4	0	0	0	0	0	0	0	0
16:00	24	35.1	28.1	6.6	0	2	15	7	0	0	0	0	0	0	0	0
17:00	23	36.8	29.4	6.8	0	1	14	7	1	0	0	0	0	0	0	0
18:00	13	38.9	33.1	7.3	0	0	5	7	0	1	0	0	0	0	0	0
19:00	11	37.4	30.5	7.4	0	1	4	6	0	0	0	0	0	0	0	0
20:00	4	-	30.4	9.2	0	0	3	0	1	0	0	0	0	0	0	0
21:00	9	-	31.3	7.2	0	0	5	3	1	0	0	0	0	0	0	0
22:00	3	-	32.7	6.3	0	0	1	2	0	0	0	0	0	0	0	0
23:00	3	-	32.7	6.3	0	0	1	2	0	0	0	0	0	0	0	0
12H,7-19	281	36.1	28.5	6.5	3	12	183	79	3	1	0	0	0	0	0	0
16H,6-22	308	36.5	28.7	6.6	3	13	196	90	5	1	0	0	0	0	0	0
18H,6-24	314	36.6	28.8	6.6	3	13	198	94	5	1	0	0	0	0	0	0
24H,0-24	319	36.7	28.8	6.7	3	13	200	96	6	1	0	0	0	0	0	0

12092 BIDEFORD Site No: 12092005 Location Site 5 - Gammaton Rd, Bideford
 Thu 02-Mar-23 to Wed 08-Mar-23 Channel: Eastbound

Time Period	Total Vehicles	85%ile Speed	Mean Speed	Stand Dev.	<11Mph	11-<21	21-<31	31-<41	41-<46	46-<51	51-<56	56-<61	61-<66	66-<71	71-<76	=>76
Sun 05-Mar-23																
00:00	3	-	29.3	6.3	0	0	2	1	0	0	0	0	0	0	0	0
01:00	0	-	-	-	0	0	0	0	0	0	0	0	0	0	0	0
02:00	0	-	-	-	0	0	0	0	0	0	0	0	0	0	0	0
03:00	1	-	36	-	0	0	0	1	0	0	0	0	0	0	0	0
04:00	0	-	-	-	0	0	0	0	0	0	0	0	0	0	0	0
05:00	1	-	36	-	0	0	0	1	0	0	0	0	0	0	0	0
06:00	3	-	32.7	6.3	0	0	1	2	0	0	0	0	0	0	0	0
07:00	4	-	28.5	5.7	0	0	3	1	0	0	0	0	0	0	0	0
08:00	8	-	29.8	6	0	0	5	3	0	0	0	0	0	0	0	0
09:00	17	29.3	24.3	7.8	1	3	12	0	1	0	0	0	0	0	0	0
10:00	34	30.5	27.2	4.4	0	0	30	4	0	0	0	0	0	0	0	0
11:00	35	35.8	28	7	0	4	20	11	0	0	0	0	0	0	0	0
12:00	32	34.4	28.2	5.7	0	1	23	8	0	0	0	0	0	0	0	0
13:00	25	36.8	29.6	6.4	0	1	14	10	0	0	0	0	0	0	0	0
14:00	25	37.4	30.3	6.3	0	0	15	9	1	0	0	0	0	0	0	0
15:00	24	36.4	29.3	6.3	0	1	14	9	0	0	0	0	0	0	0	0
16:00	24	34.2	28.5	5.3	0	0	18	6	0	0	0	0	0	0	0	0
17:00	4	-	31	6.5	0	0	2	2	0	0	0	0	0	0	0	0
18:00	11	35.6	29.6	5.9	0	0	7	4	0	0	0	0	0	0	0	0
19:00	10	37	31	6.1	0	0	5	5	0	0	0	0	0	0	0	0
20:00	9	-	32.7	7.6	0	1	1	7	0	0	0	0	0	0	0	0
21:00	5	-	31.5	8.3	0	0	3	1	1	0	0	0	0	0	0	0
22:00	2	-	31	7.1	0	0	1	1	0	0	0	0	0	0	0	0
23:00	1	-	26	-	0	0	1	0	0	0	0	0	0	0	0	0
12H,7-19	243	35.8	28.4	6.2	1	10	163	67	2	0	0	0	0	0	0	0
16H,6-22	270	36.4	28.8	6.3	1	11	173	82	3	0	0	0	0	0	0	0
18H,6-24	273	36.4	28.8	6.3	1	11	175	83	3	0	0	0	0	0	0	0
24H,0-24	278	36.4	28.8	6.3	1	11	177	86	3	0	0	0	0	0	0	0

12092 BIDEFORD Site No: 12092005 Location Site 5 - Gammaton Rd, Bideford
 Thu 02-Mar-23 to Wed 08-Mar-23 Channel: Eastbound

Time Period	Total Vehicles	85%ile Speed	Mean Speed	Stand Dev.	<11Mph	11-<21	21-<31	31-<41	41-<46	46-<51	51-<56	56-<61	61-<66	66-<71	71-<76	=>76
Mon 06-Mar-23																
00:00	0	-	-	-	0	0	0	0	0	0	0	0	0	0	0	0
01:00	0	-	-	-	0	0	0	0	0	0	0	0	0	0	0	0
02:00	0	-	-	-	0	0	0	0	0	0	0	0	0	0	0	0
03:00	1	-	36	-	0	0	0	1	0	0	0	0	0	0	0	0
04:00	0	-	-	-	0	0	0	0	0	0	0	0	0	0	0	0
05:00	11	35.3	29.4	6.8	0	0	8	2	1	0	0	0	0	0	0	0
06:00	17	37.2	30.7	5.9	0	0	9	8	0	0	0	0	0	0	0	0
07:00	36	38.1	31.2	6.1	0	0	18	17	1	0	0	0	0	0	0	0
08:00	29	37.3	30.1	6.4	0	1	15	13	0	0	0	0	0	0	0	0
09:00	30	30.5	26	6	0	4	22	4	0	0	0	0	0	0	0	0
10:00	28	30.3	26.5	5.5	1	0	24	3	0	0	0	0	0	0	0	0
11:00	16	31.3	27.9	5	0	0	13	3	0	0	0	0	0	0	0	0
12:00	33	33.2	25	8.5	3	5	18	7	0	0	0	0	0	0	0	0
13:00	24	30.8	27.3	5.3	0	1	19	4	0	0	0	0	0	0	0	0
14:00	36	37.2	29.5	7.9	0	3	19	13	0	0	1	0	0	0	0	0
15:00	29	34.9	27	7.3	0	5	16	8	0	0	0	0	0	0	0	0
16:00	43	35.7	27.9	7	1	3	26	13	0	0	0	0	0	0	0	0
17:00	48	36.6	29.2	6.3	0	1	32	13	2	0	0	0	0	0	0	0
18:00	16	36.2	29.1	6.7	0	1	9	6	0	0	0	0	0	0	0	0
19:00	16	38.3	31.5	6.6	0	0	8	7	1	0	0	0	0	0	0	0
20:00	9	-	30.2	7.2	0	0	6	2	1	0	0	0	0	0	0	0
21:00	9	-	32.7	5.8	0	0	3	6	0	0	0	0	0	0	0	0
22:00	5	-	30	9.2	0	1	1	3	0	0	0	0	0	0	0	0
23:00	1	-	36	-	0	0	0	1	0	0	0	0	0	0	0	0
12H,7-19	368	36	28.2	6.8	5	24	231	104	3	0	1	0	0	0	0	0
16H,6-22	419	36.5	28.5	6.8	5	24	257	127	5	0	1	0	0	0	0	0
18H,6-24	425	36.6	28.6	6.9	5	25	258	131	5	0	1	0	0	0	0	0
24H,0-24	437	36.6	28.6	6.9	5	25	266	134	6	0	1	0	0	0	0	0

12092 BIDEFORD Site No: 12092005 Location Site 5 - Gammaton Rd, Bideford
 Thu 02-Mar-23 to Wed 08-Mar-23 Channel: Eastbound

Time Period	Total Vehicles	85%ile Speed	Mean Speed	Stand Dev.	<11Mph	11-<21	21-<31	31-<41	41-<46	46-<51	51-<56	56-<61	61-<66	66-<71	71-<76	=>76
Tue 07-Mar-23																
00:00	1	-	26	-	0	0	1	0	0	0	0	0	0	0	0	0
01:00	0	-	-	-	0	0	0	0	0	0	0	0	0	0	0	0
02:00	1	-	26	-	0	0	1	0	0	0	0	0	0	0	0	0
03:00	2	-	31	7.1	0	0	1	1	0	0	0	0	0	0	0	0
04:00	0	-	-	-	0	0	0	0	0	0	0	0	0	0	0	0
05:00	7	-	32.8	7.4	0	0	3	3	1	0	0	0	0	0	0	0
06:00	14	38.1	32.4	5.8	0	0	5	9	0	0	0	0	0	0	0	0
07:00	33	37.1	29.9	6.3	0	1	18	14	0	0	0	0	0	0	0	0
08:00	46	34.3	28	5.8	0	2	33	11	0	0	0	0	0	0	0	0
09:00	45	32.9	27.6	5.6	0	2	34	9	0	0	0	0	0	0	0	0
10:00	31	30.2	26.1	5.6	1	1	26	3	0	0	0	0	0	0	0	0
11:00	20	35.2	27.1	8	1	2	11	6	0	0	0	0	0	0	0	0
12:00	24	36.4	29.3	6.3	0	1	14	9	0	0	0	0	0	0	0	0
13:00	27	30.2	25.6	5.9	0	4	20	3	0	0	0	0	0	0	0	0
14:00	21	32.2	25.9	8	0	5	12	3	1	0	0	0	0	0	0	0
15:00	37	30.9	26.2	6.9	0	6	25	5	1	0	0	0	0	0	0	0
16:00	47	30.1	26.2	4.9	0	3	40	4	0	0	0	0	0	0	0	0
17:00	48	34.6	28.5	5.3	0	0	36	12	0	0	0	0	0	0	0	0
18:00	12	38.4	33.3	11.1	0	0	6	5	0	0	0	0	1	0	0	0
19:00	10	34.3	29	5.7	0	0	7	3	0	0	0	0	0	0	0	0
20:00	5	-	28	5.3	0	0	4	1	0	0	0	0	0	0	0	0
21:00	7	-	28.9	5.7	0	0	5	2	0	0	0	0	0	0	0	0
22:00	3	-	26	10	0	1	1	1	0	0	0	0	0	0	0	0
23:00	2	-	26	3.5	0	0	2	0	0	0	0	0	0	0	0	0
12H,7-19	391	34.3	27.6	6.4	2	27	275	84	2	0	0	0	1	0	0	0
16H,6-22	427	34.8	27.8	6.4	2	27	296	99	2	0	0	0	1	0	0	0
18H,6-24	432	34.8	27.8	6.4	2	28	299	100	2	0	0	0	1	0	0	0
24H,0-24	443	34.9	27.8	6.4	2	28	305	104	3	0	0	0	1	0	0	0

Time Period	Total Vehicles	85%ile Speed	Mean Speed	Stand Dev.	<11Mph	11-<21	21-<31	31-<41	41-<46	46-<51	51-<56	56-<61	61-<66	66-<71	71-<76	=>76
Wed 08-Mar-23																
00:00	0	-	-	-	0	0	0	0	0	0	0	0	0	0	0	0
01:00	0	-	-	-	0	0	0	0	0	0	0	0	0	0	0	0
02:00	0	-	-	-	0	0	0	0	0	0	0	0	0	0	0	0
03:00	2	-	26	3.5	0	0	2	0	0	0	0	0	0	0	0	0
04:00	0	-	-	-	0	0	0	0	0	0	0	0	0	0	0	0
05:00	5	-	32	6.2	0	0	2	3	0	0	0	0	0	0	0	0
06:00	9	-	29.3	7.6	0	1	4	4	0	0	0	0	0	0	0	0
07:00	29	38.4	31.4	6.7	0	1	12	15	1	0	0	0	0	0	0	0
08:00	30	32.7	27	6.2	0	3	21	6	0	0	0	0	0	0	0	0
09:00	24	30.8	27.7	4.8	0	0	20	4	0	0	0	0	0	0	0	0
10:00	20	28.5	25.9	7.5	0	4	13	2	1	0	0	0	0	0	0	0
11:00	26	30	26.8	5.6	0	2	20	4	0	0	0	0	0	0	0	0
12:00	18	30.3	27.7	4.8	0	0	15	3	0	0	0	0	0	0	0	0
13:00	17	35.9	29.5	5.7	0	0	11	6	0	0	0	0	0	0	0	0
14:00	38	34.8	28.1	6	0	2	26	10	0	0	0	0	0	0	0	0
15:00	38	37.1	27.8	8.5	0	9	13	16	0	0	0	0	0	0	0	0
16:00	57	36.5	29.3	5.9	0	1	36	20	0	0	0	0	0	0	0	0
17:00	48	36.2	28.7	6.7	1	1	31	14	1	0	0	0	0	0	0	0
18:00	19	32.6	27.6	5.8	0	1	14	4	0	0	0	0	0	0	0	0
19:00	13	36.1	29.1	6.9	0	1	7	5	0	0	0	0	0	0	0	0
20:00	15	30.4	27.3	4.6	0	0	13	2	0	0	0	0	0	0	0	0
21:00	15	37.1	30.7	6	0	0	8	7	0	0	0	0	0	0	0	0
22:00	3	-	32.7	6.3	0	0	1	2	0	0	0	0	0	0	0	0
23:00	2	-	43.5	1.8	0	0	0	0	2	0	0	0	0	0	0	0
12H,7-19	364	36	28.3	6.4	1	24	232	104	3	0	0	0	0	0	0	0
16H,6-22	416	36.1	28.4	6.4	1	26	264	122	3	0	0	0	0	0	0	0
18H,6-24	421	36.3	28.5	6.5	1	26	265	124	5	0	0	0	0	0	0	0
24H,0-24	428	36.3	28.5	6.5	1	26	269	127	5	0	0	0	0	0	0	0

12092 BIDEFORD Site No: 12092005 Location Site 5 - Gammaton Rd, Bideford
 Thu 02-Mar-23 to Wed 08-Mar-23 Channel: Eastbound

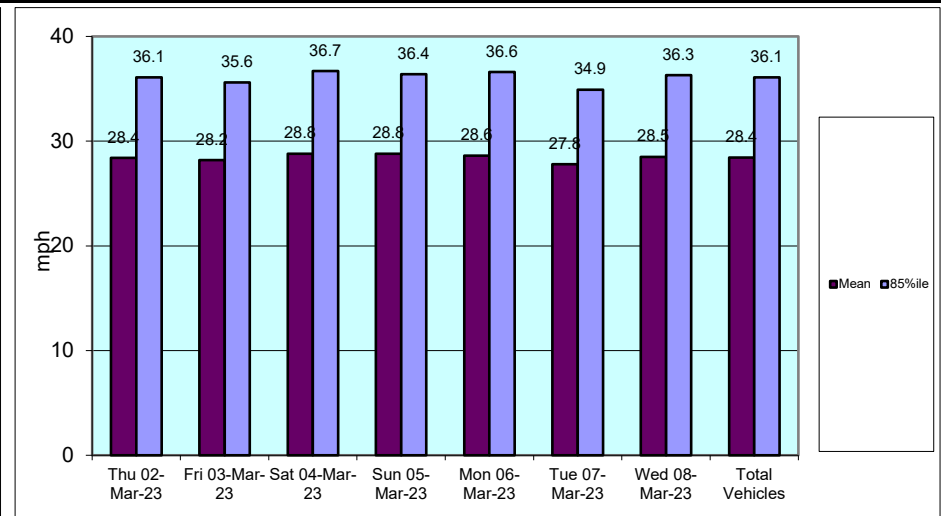
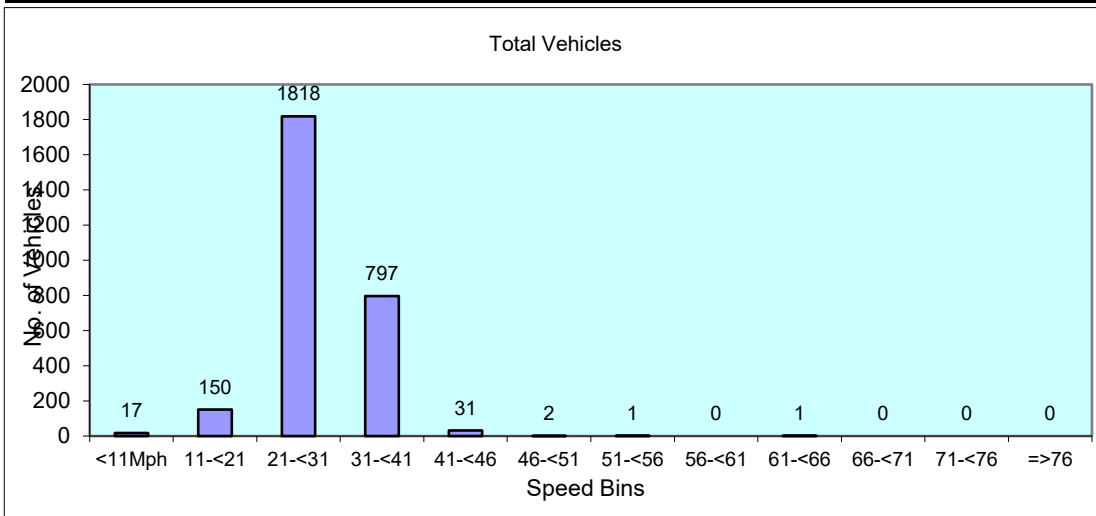
Time Period	Total Vehicles	85%ile Speed	Mean Speed	Stand Dev.	<11Mph	11-<21	21-<31	31-<41	41-<46	46-<51	51-<56	56-<61	61-<66	66-<71	71-<76	=>76
-------------	----------------	--------------	------------	------------	--------	--------	--------	--------	--------	--------	--------	--------	--------	--------	--------	------

Daily Totals

Thu 02-Mar-23	459	36.1	28.4	6.4	2	25	294	135	3	0	0	0	0	0	0	0
Fri 03-Mar-23	453	35.6	28.2	6.3	3	22	307	115	5	1	0	0	0	0	0	0
Sat 04-Mar-23	319	36.7	28.8	6.7	3	13	200	96	6	1	0	0	0	0	0	0
Sun 05-Mar-23	278	36.4	28.8	6.3	1	11	177	86	3	0	0	0	0	0	0	0
Mon 06-Mar-23	437	36.6	28.6	6.9	5	25	266	134	6	0	1	0	0	0	0	0
Tue 07-Mar-23	443	34.9	27.8	6.4	2	28	305	104	3	0	0	0	1	0	0	0
Wed 08-Mar-23	428	36.3	28.5	6.5	1	26	269	127	5	0	0	0	0	0	0	0

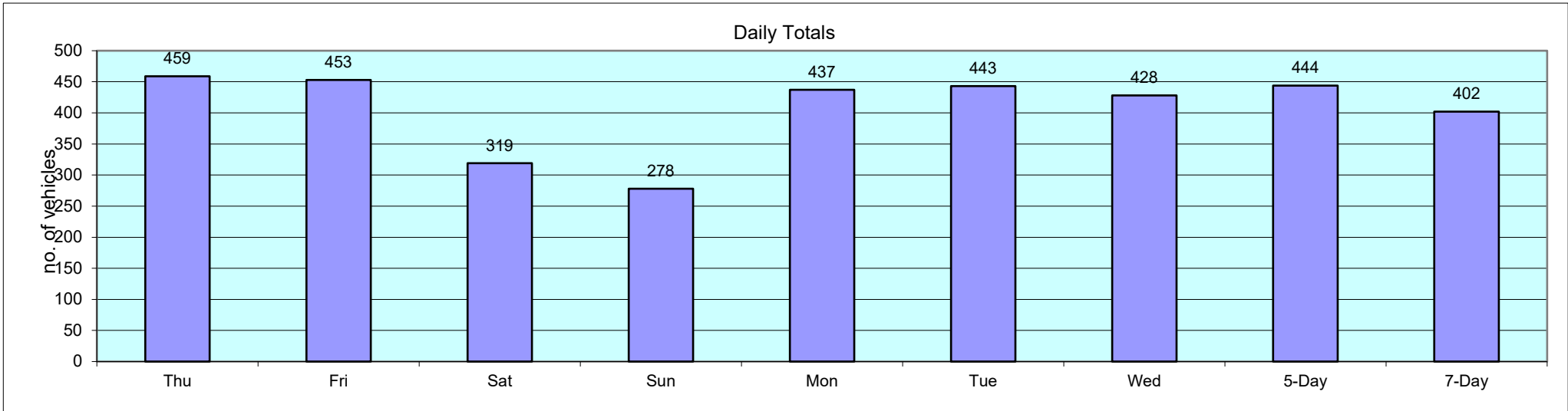
Total Vehicles

[--]	2817	36.1	28.4	6.5	17	150	1818	797	31	2	1	0	1	0	0	0
------	------	------	------	-----	----	-----	------	-----	----	---	---	---	---	---	---	---



12092	BIDEFORD		Site No: 12092005		Location		Site 5 - Gammaton Rd, Bideford			
	Channel: Eastbound									
TIME PERIOD	Thu 02/03/23	Fri 03/03/23	Sat 04/03/23	Sun 05/03/23	Mon 06/03/23	Tue 07/03/23	Wed 08/03/23	5-Day Av	7-Day Av	
Week Begin: 02-Mar-23										
00:00	1	0	3	3	0	1	0	0	1	
01:00	0	0	0	0	0	0	0	0	0	
02:00	0	2	0	0	0	1	0	1	0	
03:00	1	1	0	1	1	2	2	1	1	
04:00	1	0	0	0	0	0	0	0	0	
05:00	7	4	2	1	11	7	5	7	5	
06:00	17	17	3	3	17	14	9	15	11	
07:00	29	26	8	4	36	33	29	31	24	
08:00	41	34	19	8	29	46	30	36	30	
09:00	35	31	25	17	30	45	24	33	30	
10:00	22	21	30	34	28	31	20	24	27	
11:00	33	24	18	35	16	20	26	24	25	
12:00	30	26	39	32	33	24	18	26	29	
13:00	17	33	37	25	24	27	17	24	26	
14:00	34	41	26	25	36	21	38	34	32	
15:00	32	41	19	24	29	37	38	35	31	
16:00	50	59	24	24	43	47	57	51	43	
17:00	39	35	23	4	48	48	48	44	35	
18:00	20	25	13	11	16	12	19	18	17	
19:00	17	11	11	10	16	10	13	13	13	
20:00	16	10	4	9	9	5	15	11	10	
21:00	12	6	9	5	9	7	15	10	9	
22:00	4	4	3	2	5	3	3	4	3	
23:00	1	2	3	1	1	2	2	2	2	
12H,7-19	382	396	281	243	368	391	364	380	346	
16H,6-22	444	440	308	270	419	427	416	429	389	
18H,6-24	449	446	314	273	425	432	421	435	394	
24H,0-24	459	453	319	278	437	443	428	444	402	
Am	08:00	08:00	10:00	11:00	07:00	08:00	08:00			
Peak	41	34	30	35	36	46	30			
Pm	16:00	16:00	12:00	12:00	17:00	17:00	16:00			
Peak	50	59	39	32	48	48	57			

12092	BIDEFORD		Site No: 12092005	Location	Site 5 - Gammaton Rd, Bideford				
			Channel: Eastbound						
TIME PERIOD	Thu	Fri	Sat	Sun	Mon	Tue	Wed	5-Day	7-Day
	02/03/23	03/03/23	04/03/23	05/03/23	06/03/23	07/03/23	08/03/23	Av	Av



TIME PERIOD	TOTAL VEHICLES	MOTOR-CYCLES	CARS OR CAR-BASED LGV	LIGHT GOODS VEHICLES	BUSES	TWO AXLE, SIX TYRE, RIGID/BUSES	THREE AXLE RIGID	FOUR OR MORE AXLE RIGID	FOUR OR LESS AXLE ARTIC	FIVE AXLE ARTIC	SIX OR MORE AXLE ARTIC	FIVE OR LESS AXLE MULTI-TRAILER ARTIC	SIX AXLE MULTI-TRAILER ARTIC	SEVEN OR MORE AXLE ARTIC
Thu 02-Mar-23														
00:00	0	0	0	0	0	0	0	0	0	0	0	0	0	0
01:00	0	0	0	0	0	0	0	0	0	0	0	0	0	0
02:00	0	0	0	0	0	0	0	0	0	0	0	0	0	0
03:00	0	0	0	0	0	0	0	0	0	0	0	0	0	0
04:00	0	0	0	0	0	0	0	0	0	0	0	0	0	0
05:00	0	0	0	0	0	0	0	0	0	0	0	0	0	0
06:00	14	0	14	0	0	0	0	0	0	0	0	0	0	0
07:00	31	1	29	1	0	0	0	0	0	0	0	0	0	0
08:00	25	0	23	2	0	0	0	0	0	0	0	0	0	0
09:00	28	0	25	2	0	0	1	0	0	0	0	0	0	0
10:00	34	0	29	5	0	0	0	0	0	0	0	0	0	0
11:00	35	1	25	9	0	0	0	0	0	0	0	0	0	0
12:00	17	0	14	3	0	0	0	0	0	0	0	0	0	0
13:00	25	0	21	3	0	1	0	0	0	0	0	0	0	0
14:00	27	1	22	4	0	0	0	0	0	0	0	0	0	0
15:00	32	0	29	3	0	0	0	0	0	0	0	0	0	0
16:00	49	0	45	4	0	0	0	0	0	0	0	0	0	0
17:00	50	1	48	1	0	0	0	0	0	0	0	0	0	0
18:00	29	0	29	0	0	0	0	0	0	0	0	0	0	0
19:00	10	0	10	0	0	0	0	0	0	0	0	0	0	0
20:00	8	0	7	1	0	0	0	0	0	0	0	0	0	0
21:00	6	0	6	0	0	0	0	0	0	0	0	0	0	0
22:00	5	0	5	0	0	0	0	0	0	0	0	0	0	0
23:00	1	0	1	0	0	0	0	0	0	0	0	0	0	0
12H,7-19	382	4	339	37	0	1	1	0	0	0	0	0	0	0
16H,6-22	420	4	376	38	0	1	1	0	0	0	0	0	0	0
18H,6-24	426	4	382	38	0	1	1	0	0	0	0	0	0	0
24H,0-24	426	4	382	38	0	1	1	0	0	0	0	0	0	0

12092 BIDEFORD Site No: 12092005 Location Site 5 - Gammaton Rd, Bideford
 Thu 02-Mar-23 to Wed 08-Mar-23 Channel: Westbound

TIME PERIOD	TOTAL VEHICLES	MOTOR-CYCLES	CARS OR CAR-BASED LGV	LIGHT GOODS VEHICLES	BUSES	TWO AXLE, SIX TYRE, RIGID/BUSES	THREE AXLE RIGID	FOUR OR MORE AXLE RIGID	FOUR OR LESS AXLE ARTIC	FIVE AXLE ARTIC	SIX OR MORE AXLE ARTIC	FIVE OR LESS AXLE MULTI-TRAILER ARTIC	SIX AXLE MULTI-TRAILER ARTIC	SEVEN OR MORE AXLE ARTIC
Fri 03-Mar-23														
00:00	1	0	1	0	0	0	0	0	0	0	0	0	0	0
01:00	0	0	0	0	0	0	0	0	0	0	0	0	0	0
02:00	2	0	2	0	0	0	0	0	0	0	0	0	0	0
03:00	1	0	1	0	0	0	0	0	0	0	0	0	0	0
04:00	1	0	1	0	0	0	0	0	0	0	0	0	0	0
05:00	2	0	2	0	0	0	0	0	0	0	0	0	0	0
06:00	11	0	10	0	0	0	1	0	0	0	0	0	0	0
07:00	24	0	21	2	0	1	0	0	0	0	0	0	0	0
08:00	31	0	28	3	0	0	0	0	0	0	0	0	0	0
09:00	30	0	26	3	0	0	0	0	1	0	0	0	0	0
10:00	22	1	17	3	0	0	0	0	0	1	0	0	0	0
11:00	39	1	32	4	0	0	1	1	0	0	0	0	0	0
12:00	35	0	30	5	0	0	0	0	0	0	0	0	0	0
13:00	36	0	31	4	0	0	0	0	0	1	0	0	0	0
14:00	36	0	33	3	0	0	0	0	0	0	0	0	0	0
15:00	33	0	31	2	0	0	0	0	0	0	0	0	0	0
16:00	38	0	36	1	0	0	0	0	0	1	0	0	0	0
17:00	38	1	34	3	0	0	0	0	0	0	0	0	0	0
18:00	25	0	24	1	0	0	0	0	0	0	0	0	0	0
19:00	10	0	10	0	0	0	0	0	0	0	0	0	0	0
20:00	9	0	9	0	0	0	0	0	0	0	0	0	0	0
21:00	2	0	2	0	0	0	0	0	0	0	0	0	0	0
22:00	1	0	1	0	0	0	0	0	0	0	0	0	0	0
23:00	3	0	3	0	0	0	0	0	0	0	0	0	0	0
12H,7-19	387	3	343	34	0	1	1	1	1	3	0	0	0	0
16H,6-22	419	3	374	34	0	1	2	1	1	3	0	0	0	0
18H,6-24	423	3	378	34	0	1	2	1	1	3	0	0	0	0
24H,0-24	430	3	385	34	0	1	2	1	1	3	0	0	0	0

TIME PERIOD	TOTAL VEHICLES	MOTOR-CYCLES	CARS OR CAR-BASED LGV	LIGHT GOODS VEHICLES	BUSES	TWO AXLE, SIX TYRE, RIGID/BUSES	THREE AXLE RIGID	FOUR OR MORE AXLE RIGID	FOUR OR LESS AXLE ARTIC	FIVE AXLE ARTIC	SIX OR MORE AXLE ARTIC	FIVE OR LESS AXLE MULTI-TRAILER ARTIC	SIX AXLE MULTI-TRAILER ARTIC	SEVEN OR MORE AXLE ARTIC
Sat 04-Mar-23														
00:00	0	0	0	0	0	0	0	0	0	0	0	0	0	0
01:00	1	0	1	0	0	0	0	0	0	0	0	0	0	0
02:00	1	0	1	0	0	0	0	0	0	0	0	0	0	0
03:00	1	0	1	0	0	0	0	0	0	0	0	0	0	0
04:00	0	0	0	0	0	0	0	0	0	0	0	0	0	0
05:00	1	0	1	0	0	0	0	0	0	0	0	0	0	0
06:00	4	0	4	0	0	0	0	0	0	0	0	0	0	0
07:00	8	0	8	0	0	0	0	0	0	0	0	0	0	0
08:00	18	0	17	1	0	0	0	0	0	0	0	0	0	0
09:00	30	0	29	1	0	0	0	0	0	0	0	0	0	0
10:00	40	1	38	0	0	0	1	0	0	0	0	0	0	0
11:00	39	2	35	2	0	0	0	0	0	0	0	0	0	0
12:00	29	1	25	2	0	0	1	0	0	0	0	0	0	0
13:00	25	1	22	2	0	0	0	0	0	0	0	0	0	0
14:00	23	0	22	1	0	0	0	0	0	0	0	0	0	0
15:00	30	0	29	1	0	0	0	0	0	0	0	0	0	0
16:00	22	0	22	0	0	0	0	0	0	0	0	0	0	0
17:00	27	0	25	1	0	0	0	0	0	1	0	0	0	0
18:00	19	0	19	0	0	0	0	0	0	0	0	0	0	0
19:00	8	0	8	0	0	0	0	0	0	0	0	0	0	0
20:00	5	0	4	1	0	0	0	0	0	0	0	0	0	0
21:00	6	0	6	0	0	0	0	0	0	0	0	0	0	0
22:00	5	0	5	0	0	0	0	0	0	0	0	0	0	0
23:00	2	0	2	0	0	0	0	0	0	0	0	0	0	0
12H,7-19	310	5	291	11	0	0	2	0	0	1	0	0	0	0
16H,6-22	333	5	313	12	0	0	2	0	0	1	0	0	0	0
18H,6-24	340	5	320	12	0	0	2	0	0	1	0	0	0	0
24H,0-24	344	5	324	12	0	0	2	0	0	1	0	0	0	0

TIME PERIOD	TOTAL VEHICLES	MOTOR-CYCLES	CARS OR CAR-BASED LGV	LIGHT GOODS VEHICLES	BUSES	TWO AXLE, SIX TYRE, RIGID/BUSES	THREE AXLE RIGID	FOUR OR MORE AXLE RIGID	FOUR OR LESS AXLE ARTIC	FIVE AXLE ARTIC	SIX OR MORE AXLE ARTIC	FIVE OR LESS AXLE MULTI-TRAILER ARTIC	SIX AXLE MULTI-TRAILER ARTIC	SEVEN OR MORE AXLE ARTIC
Sun 05-Mar-23														
00:00	1	0	1	0	0	0	0	0	0	0	0	0	0	0
01:00	0	0	0	0	0	0	0	0	0	0	0	0	0	0
02:00	0	0	0	0	0	0	0	0	0	0	0	0	0	0
03:00	1	0	1	0	0	0	0	0	0	0	0	0	0	0
04:00	0	0	0	0	0	0	0	0	0	0	0	0	0	0
05:00	0	0	0	0	0	0	0	0	0	0	0	0	0	0
06:00	2	0	2	0	0	0	0	0	0	0	0	0	0	0
07:00	10	0	10	0	0	0	0	0	0	0	0	0	0	0
08:00	10	0	9	1	0	0	0	0	0	0	0	0	0	0
09:00	24	1	22	1	0	0	0	0	0	0	0	0	0	0
10:00	33	1	30	1	0	0	1	0	0	0	0	0	0	0
11:00	43	2	41	0	0	0	0	0	0	0	0	0	0	0
12:00	30	0	29	1	0	0	0	0	0	0	0	0	0	0
13:00	24	0	23	1	0	0	0	0	0	0	0	0	0	0
14:00	27	0	26	0	0	0	0	0	1	0	0	0	0	0
15:00	16	1	15	0	0	0	0	0	0	0	0	0	0	0
16:00	20	0	20	0	0	0	0	0	0	0	0	0	0	0
17:00	14	0	14	0	0	0	0	0	0	0	0	0	0	0
18:00	9	0	9	0	0	0	0	0	0	0	0	0	0	0
19:00	2	0	2	0	0	0	0	0	0	0	0	0	0	0
20:00	6	0	6	0	0	0	0	0	0	0	0	0	0	0
21:00	6	0	5	1	0	0	0	0	0	0	0	0	0	0
22:00	3	0	2	1	0	0	0	0	0	0	0	0	0	0
23:00	0	0	0	0	0	0	0	0	0	0	0	0	0	0
12H,7-19	260	5	248	5	0	0	1	0	1	0	0	0	0	0
16H,6-22	276	5	263	6	0	0	1	0	1	0	0	0	0	0
18H,6-24	279	5	265	7	0	0	1	0	1	0	0	0	0	0
24H,0-24	281	5	267	7	0	0	1	0	1	0	0	0	0	0

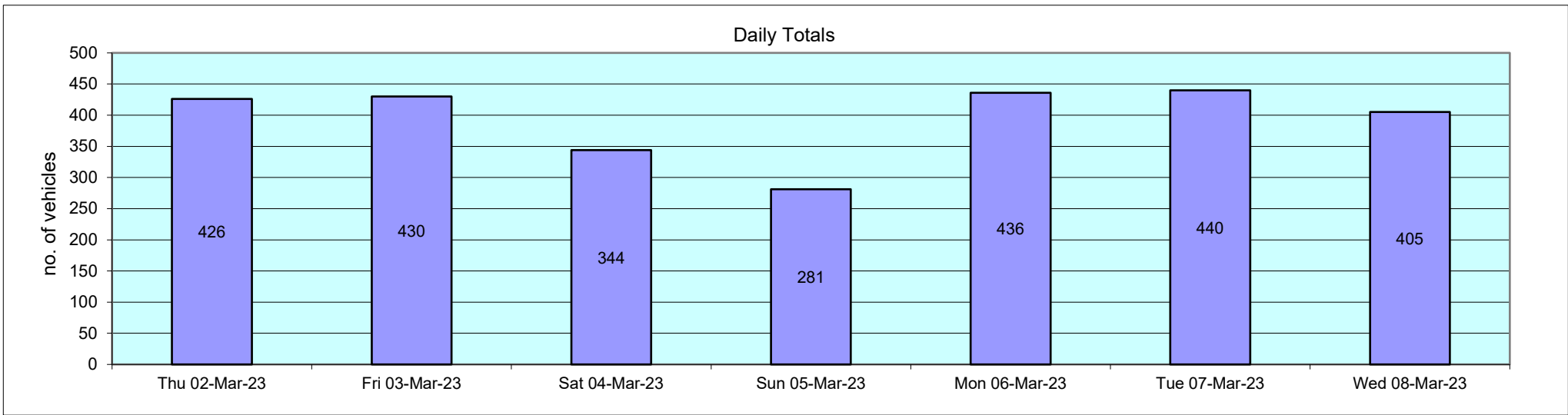
TIME PERIOD	TOTAL VEHICLES	MOTOR-CYCLES	CARS OR CAR-BASED LGV	LIGHT GOODS VEHICLES	BUSES	TWO AXLE, SIX TYRE, RIGID/BUSES	THREE AXLE RIGID	FOUR OR MORE AXLE RIGID	FOUR OR LESS AXLE ARTIC	FIVE AXLE ARTIC	SIX OR MORE AXLE ARTIC	FIVE OR LESS AXLE MULTI-TRAILER ARTIC	SIX AXLE MULTI-TRAILER ARTIC	SEVEN OR MORE AXLE ARTIC
Mon 06-Mar-23														
00:00	1	0	1	0	0	0	0	0	0	0	0	0	0	0
01:00	0	0	0	0	0	0	0	0	0	0	0	0	0	0
02:00	1	0	1	0	0	0	0	0	0	0	0	0	0	0
03:00	0	0	0	0	0	0	0	0	0	0	0	0	0	0
04:00	0	0	0	0	0	0	0	0	0	0	0	0	0	0
05:00	3	0	3	0	0	0	0	0	0	0	0	0	0	0
06:00	9	0	9	0	0	0	0	0	0	0	0	0	0	0
07:00	32	1	29	2	0	0	0	0	0	0	0	0	0	0
08:00	34	0	30	4	0	0	0	0	0	0	0	0	0	0
09:00	24	1	22	1	0	0	0	0	0	0	0	0	0	0
10:00	27	0	23	3	0	0	0	0	0	1	0	0	0	0
11:00	37	0	35	1	0	1	0	0	0	0	0	0	0	0
12:00	31	1	24	6	0	0	0	0	0	0	0	0	0	0
13:00	19	0	16	3	0	0	0	0	0	0	0	0	0	0
14:00	38	0	32	4	0	1	0	0	1	0	0	0	0	0
15:00	40	3	31	4	0	0	2	0	0	0	0	0	0	0
16:00	39	1	37	1	0	0	0	0	0	0	0	0	0	0
17:00	54	0	49	5	0	0	0	0	0	0	0	0	0	0
18:00	24	1	21	2	0	0	0	0	0	0	0	0	0	0
19:00	7	0	5	2	0	0	0	0	0	0	0	0	0	0
20:00	6	0	5	1	0	0	0	0	0	0	0	0	0	0
21:00	6	0	6	0	0	0	0	0	0	0	0	0	0	0
22:00	1	0	1	0	0	0	0	0	0	0	0	0	0	0
23:00	3	0	3	0	0	0	0	0	0	0	0	0	0	0
12H,7-19	399	8	349	36	0	2	2	0	1	1	0	0	0	0
16H,6-22	427	8	374	39	0	2	2	0	1	1	0	0	0	0
18H,6-24	431	8	378	39	0	2	2	0	1	1	0	0	0	0
24H,0-24	436	8	383	39	0	2	2	0	1	1	0	0	0	0

TIME PERIOD	TOTAL VEHICLES	MOTOR-CYCLES	CARS OR CAR-BASED LGV	LIGHT GOODS VEHICLES	BUSES	TWO AXLE, SIX TYRE, RIGID/BUSES	THREE AXLE RIGID	FOUR OR MORE AXLE RIGID	FOUR OR LESS AXLE ARTIC	FIVE AXLE ARTIC	SIX OR MORE AXLE ARTIC	FIVE OR LESS AXLE MULTI-TRAILER ARTIC	SIX AXLE MULTI-TRAILER ARTIC	SEVEN OR MORE AXLE ARTIC
Tue 07-Mar-23														
00:00	2	0	2	0	0	0	0	0	0	0	0	0	0	0
01:00	0	0	0	0	0	0	0	0	0	0	0	0	0	0
02:00	0	0	0	0	0	0	0	0	0	0	0	0	0	0
03:00	0	0	0	0	0	0	0	0	0	0	0	0	0	0
04:00	2	0	2	0	0	0	0	0	0	0	0	0	0	0
05:00	2	0	2	0	0	0	0	0	0	0	0	0	0	0
06:00	7	0	6	1	0	0	0	0	0	0	0	0	0	0
07:00	37	1	35	1	0	0	0	0	0	0	0	0	0	0
08:00	39	0	35	4	0	0	0	0	0	0	0	0	0	0
09:00	34	1	28	5	0	0	0	0	0	0	0	0	0	0
10:00	36	0	26	9	0	0	1	0	0	0	0	0	0	0
11:00	36	0	30	6	0	0	0	0	0	0	0	0	0	0
12:00	22	0	16	5	0	1	0	0	0	0	0	0	0	0
13:00	24	0	19	5	0	0	0	0	0	0	0	0	0	0
14:00	24	0	22	1	0	0	0	0	1	0	0	0	0	0
15:00	36	0	33	3	0	0	0	0	0	0	0	0	0	0
16:00	53	1	49	3	0	0	0	0	0	0	0	0	0	0
17:00	53	1	45	6	0	0	1	0	0	0	0	0	0	0
18:00	12	0	12	0	0	0	0	0	0	0	0	0	0	0
19:00	6	0	6	0	0	0	0	0	0	0	0	0	0	0
20:00	9	0	8	1	0	0	0	0	0	0	0	0	0	0
21:00	2	0	2	0	0	0	0	0	0	0	0	0	0	0
22:00	4	0	4	0	0	0	0	0	0	0	0	0	0	0
23:00	0	0	0	0	0	0	0	0	0	0	0	0	0	0
12H,7-19	406	4	350	48	0	1	2	0	1	0	0	0	0	0
16H,6-22	430	4	372	50	0	1	2	0	1	0	0	0	0	0
18H,6-24	434	4	376	50	0	1	2	0	1	0	0	0	0	0
24H,0-24	440	4	382	50	0	1	2	0	1	0	0	0	0	0

TIME PERIOD	TOTAL VEHICLES	MOTOR-CYCLES	CARS OR CAR-BASED LGV	LIGHT GOODS VEHICLES	BUSES	TWO AXLE, SIX TYRE, RIGID/BUSES	THREE AXLE RIGID	FOUR OR MORE AXLE RIGID	FOUR OR LESS AXLE ARTIC	FIVE AXLE ARTIC	SIX OR MORE AXLE ARTIC	FIVE OR LESS AXLE MULTI-TRAILER ARTIC	SIX AXLE MULTI-TRAILER ARTIC	SEVEN OR MORE AXLE ARTIC
Wed 08-Mar-23														
00:00	1	0	1	0	0	0	0	0	0	0	0	0	0	0
01:00	0	0	0	0	0	0	0	0	0	0	0	0	0	0
02:00	0	0	0	0	0	0	0	0	0	0	0	0	0	0
03:00	0	0	0	0	0	0	0	0	0	0	0	0	0	0
04:00	0	0	0	0	0	0	0	0	0	0	0	0	0	0
05:00	2	0	2	0	0	0	0	0	0	0	0	0	0	0
06:00	8	0	7	1	0	0	0	0	0	0	0	0	0	0
07:00	30	0	29	1	0	0	0	0	0	0	0	0	0	0
08:00	32	0	28	4	0	0	0	0	0	0	0	0	0	0
09:00	19	0	17	2	0	0	0	0	0	0	0	0	0	0
10:00	18	0	15	3	0	0	0	0	0	0	0	0	0	0
11:00	21	0	16	5	0	0	0	0	0	0	0	0	0	0
12:00	31	0	22	9	0	0	0	0	0	0	0	0	0	0
13:00	20	0	18	2	0	0	0	0	0	0	0	0	0	0
14:00	23	1	17	5	0	0	0	0	0	0	0	0	0	0
15:00	27	0	24	3	0	0	0	0	0	0	0	0	0	0
16:00	54	0	52	2	0	0	0	0	0	0	0	0	0	0
17:00	54	1	52	1	0	0	0	0	0	0	0	0	0	0
18:00	32	0	32	0	0	0	0	0	0	0	0	0	0	0
19:00	8	0	8	0	0	0	0	0	0	0	0	0	0	0
20:00	11	0	10	1	0	0	0	0	0	0	0	0	0	0
21:00	8	0	8	0	0	0	0	0	0	0	0	0	0	0
22:00	5	0	5	0	0	0	0	0	0	0	0	0	0	0
23:00	1	0	1	0	0	0	0	0	0	0	0	0	0	0
12H,7-19	361	2	322	37	0	0	0	0	0	0	0	0	0	0
16H,6-22	396	2	355	39	0	0	0	0	0	0	0	0	0	0
18H,6-24	402	2	361	39	0	0	0	0	0	0	0	0	0	0
24H,0-24	405	2	364	39	0	0	0	0	0	0	0	0	0	0

12092 BIDEFORD Site No: 12092005 Location Site 5 - Gammaton Rd, Bideford
 Thu 02-Mar-23 to Wed 08-Mar-23 Channel: Westbound

TIME PERIOD	TOTAL VEHICLES	MOTOR-CYCLES	CARS OR CAR-BASED LGV	LIGHT GOODS VEHICLES	BUSES	TWO AXLE, SIX TYRE, RIGID/BUSES	THREE AXLE RIGID	FOUR OR MORE AXLE RIGID	FOUR OR LESS AXLE ARTIC	FIVE AXLE ARTIC	SIX OR MORE AXLE ARTIC	FIVE OR LESS AXLE MULTI-TRAILER ARTIC	SIX AXLE MULTI-TRAILER ARTIC	SEVEN OR MORE AXLE ARTIC	
Daily Totals															
Thu 02-Mar-23	426	4	382	38	0	1	1	0	0	0	0	0	0	0	
Fri 03-Mar-23	430	3	385	34	0	1	2	1	1	3	0	0	0	0	
Sat 04-Mar-23	344	5	324	12	0	0	2	0	0	1	0	0	0	0	
Sun 05-Mar-23	281	5	267	7	0	0	1	0	1	0	0	0	0	0	
Mon 06-Mar-23	436	8	383	39	0	2	2	0	1	1	0	0	0	0	
Tue 07-Mar-23	440	4	382	50	0	1	2	0	1	0	0	0	0	0	
Wed 08-Mar-23	405	2	364	39	0	0	0	0	0	0	0	0	0	0	
Total Vehicles															
[--]	2762	31	2487	219	0	5	10	1	4	5	0	0	0	0	



12092 BIDEFORD Site No: 12092005 Location Site 5 - Gammaton Rd, Bideford
 Thu 02-Mar-23 to Wed 08-Mar-23 Channel: Westbound

TIME PERIOD	TOTAL VEHICLES	MOTOR-CYCLES	MOTOR-CYCLES%	CARS	CARS %	LGV	LGV %	HGV	HGV %	BUS	BUS %
Thu 02-Mar-23											
00:00	0	0	-	0	-	0	-	0	-	0	-
01:00	0	0	-	0	-	0	-	0	-	0	-
02:00	0	0	-	0	-	0	-	0	-	0	-
03:00	0	0	-	0	-	0	-	0	-	0	-
04:00	0	0	-	0	-	0	-	0	-	0	-
05:00	0	0	-	0	-	0	-	0	-	0	-
06:00	14	0	0.0	14	100.0	0	0.0	0	0.0	0	0.0
07:00	31	1	3.2	29	93.6	1	3.2	0	0.0	0	0.0
08:00	25	0	0.0	23	92.0	2	8.0	0	0.0	0	0.0
09:00	28	0	0.0	25	89.3	2	7.1	1	3.6	0	0.0
10:00	34	0	0.0	29	85.3	5	14.7	0	0.0	0	0.0
11:00	35	1	2.9	25	71.4	9	25.7	0	0.0	0	0.0
12:00	17	0	0.0	14	82.4	3	17.7	0	0.0	0	0.0
13:00	25	0	0.0	21	84.0	3	12.0	1	4.0	0	0.0
14:00	27	1	3.7	22	81.5	4	14.8	0	0.0	0	0.0
15:00	32	0	0.0	29	90.6	3	9.4	0	0.0	0	0.0
16:00	49	0	0.0	45	91.8	4	8.2	0	0.0	0	0.0
17:00	50	1	2.0	48	96.0	1	2.0	0	0.0	0	0.0
18:00	29	0	0.0	29	100.0	0	0.0	0	0.0	0	0.0
19:00	10	0	0.0	10	100.0	0	0.0	0	0.0	0	0.0
20:00	8	0	0.0	7	87.5	1	12.5	0	0.0	0	0.0
21:00	6	0	0.0	6	100.0	0	0.0	0	0.0	0	0.0
22:00	5	0	0.0	5	100.0	0	0.0	0	0.0	0	0.0
23:00	1	0	0.0	1	100.0	0	0.0	0	0.0	0	0.0
12H,7-19	382	4	1.1	339	88.7	37	9.7	2	0.5	0	0.0
16H,6-22	420	4	1.0	376	89.5	38	9.1	2	0.5	0	0.0
18H,6-24	426	4	0.9	382	89.7	38	8.9	2	0.5	0	0.0
24H,0-24	426	4	0.9	382	89.7	38	8.9	2	0.5	0	0.0

12092 BIDEFORD Site No: 12092005 Location Site 5 - Gammaton Rd, Bideford
 Thu 02-Mar-23 to Wed 08-Mar-23 Channel: Westbound

TIME PERIOD	TOTAL VEHICLES	MOTOR-CYCLES	MOTOR-CYCLES%	CARS	CARS %	LGV	LGV %	HGV	HGV %	BUS	BUS %
Fri 03-Mar-23											
00:00	1	0	0.0	1	100.0	0	0.0	0	0.0	0	0.0
01:00	0	0	-	0	-	0	-	0	-	0	-
02:00	2	0	0.0	2	100.0	0	0.0	0	0.0	0	0.0
03:00	1	0	0.0	1	100.0	0	0.0	0	0.0	0	0.0
04:00	1	0	0.0	1	100.0	0	0.0	0	0.0	0	0.0
05:00	2	0	0.0	2	100.0	0	0.0	0	0.0	0	0.0
06:00	11	0	0.0	10	90.9	0	0.0	1	9.1	0	0.0
07:00	24	0	0.0	21	87.5	2	8.3	1	4.2	0	0.0
08:00	31	0	0.0	28	90.3	3	9.7	0	0.0	0	0.0
09:00	30	0	0.0	26	86.7	3	10.0	1	3.3	0	0.0
10:00	22	1	4.6	17	77.3	3	13.6	1	4.6	0	0.0
11:00	39	1	2.6	32	82.1	4	10.3	2	5.1	0	0.0
12:00	35	0	0.0	30	85.7	5	14.3	0	0.0	0	0.0
13:00	36	0	0.0	31	86.1	4	11.1	1	2.8	0	0.0
14:00	36	0	0.0	33	91.7	3	8.3	0	0.0	0	0.0
15:00	33	0	0.0	31	93.9	2	6.1	0	0.0	0	0.0
16:00	38	0	0.0	36	94.7	1	2.6	1	2.6	0	0.0
17:00	38	1	2.6	34	89.5	3	7.9	0	0.0	0	0.0
18:00	25	0	0.0	24	96.0	1	4.0	0	0.0	0	0.0
19:00	10	0	0.0	10	100.0	0	0.0	0	0.0	0	0.0
20:00	9	0	0.0	9	100.0	0	0.0	0	0.0	0	0.0
21:00	2	0	0.0	2	100.0	0	0.0	0	0.0	0	0.0
22:00	1	0	0.0	1	100.0	0	0.0	0	0.0	0	0.0
23:00	3	0	0.0	3	100.0	0	0.0	0	0.0	0	0.0
12H,7-19	387	3	0.8	343	88.6	34	8.8	7	1.8	0	0.0
16H,6-22	419	3	0.7	374	89.3	34	8.1	8	1.9	0	0.0
18H,6-24	423	3	0.7	378	89.4	34	8.0	8	1.9	0	0.0
24H,0-24	430	3	0.7	385	89.5	34	7.9	8	1.9	0	0.0

TIME PERIOD	TOTAL VEHICLES	MOTOR-CYCLES	MOTOR-CYCLES%	CARS	CARS %	LGV	LGV %	HGV	HGV %	BUS	BUS %
Sat 04-Mar-23											
00:00	0	0	-	0	-	0	-	0	-	0	-
01:00	1	0	0.0	1	100.0	0	0.0	0	0.0	0	0.0
02:00	1	0	0.0	1	100.0	0	0.0	0	0.0	0	0.0
03:00	1	0	0.0	1	100.0	0	0.0	0	0.0	0	0.0
04:00	0	0	-	0	-	0	-	0	-	0	-
05:00	1	0	0.0	1	100.0	0	0.0	0	0.0	0	0.0
06:00	4	0	0.0	4	100.0	0	0.0	0	0.0	0	0.0
07:00	8	0	0.0	8	100.0	0	0.0	0	0.0	0	0.0
08:00	18	0	0.0	17	94.4	1	5.6	0	0.0	0	0.0
09:00	30	0	0.0	29	96.7	1	3.3	0	0.0	0	0.0
10:00	40	1	2.5	38	95.0	0	0.0	1	2.5	0	0.0
11:00	39	2	5.1	35	89.7	2	5.1	0	0.0	0	0.0
12:00	29	1	3.5	25	86.2	2	6.9	1	3.5	0	0.0
13:00	25	1	4.0	22	88.0	2	8.0	0	0.0	0	0.0
14:00	23	0	0.0	22	95.7	1	4.4	0	0.0	0	0.0
15:00	30	0	0.0	29	96.7	1	3.3	0	0.0	0	0.0
16:00	22	0	0.0	22	100.0	0	0.0	0	0.0	0	0.0
17:00	27	0	0.0	25	92.6	1	3.7	1	3.7	0	0.0
18:00	19	0	0.0	19	100.0	0	0.0	0	0.0	0	0.0
19:00	8	0	0.0	8	100.0	0	0.0	0	0.0	0	0.0
20:00	5	0	0.0	4	80.0	1	20.0	0	0.0	0	0.0
21:00	6	0	0.0	6	100.0	0	0.0	0	0.0	0	0.0
22:00	5	0	0.0	5	100.0	0	0.0	0	0.0	0	0.0
23:00	2	0	0.0	2	100.0	0	0.0	0	0.0	0	0.0
12H,7-19	310	5	1.6	291	93.9	11	3.6	3	1.0	0	0.0
16H,6-22	333	5	1.5	313	94.0	12	3.6	3	0.9	0	0.0
18H,6-24	340	5	1.5	320	94.1	12	3.5	3	0.9	0	0.0
24H,0-24	344	5	1.5	324	94.2	12	3.5	3	0.9	0	0.0

12092 BIDEFORD Site No: 12092005 Location Site 5 - Gammaton Rd, Bideford
 Thu 02-Mar-23 to Wed 08-Mar-23 Channel: Westbound

TIME PERIOD	TOTAL VEHICLES	MOTOR-CYCLES	MOTOR-CYCLES%	CARS	CARS %	LGV	LGV %	HGV	HGV %	BUS	BUS %
Sun 05-Mar-23											
00:00	1	0	0.0	1	100.0	0	0.0	0	0.0	0	0.0
01:00	0	0	-	0	-	0	-	0	-	0	-
02:00	0	0	-	0	-	0	-	0	-	0	-
03:00	1	0	0.0	1	100.0	0	0.0	0	0.0	0	0.0
04:00	0	0	-	0	-	0	-	0	-	0	-
05:00	0	0	-	0	-	0	-	0	-	0	-
06:00	2	0	0.0	2	100.0	0	0.0	0	0.0	0	0.0
07:00	10	0	0.0	10	100.0	0	0.0	0	0.0	0	0.0
08:00	10	0	0.0	9	90.0	1	10.0	0	0.0	0	0.0
09:00	24	1	4.2	22	91.7	1	4.2	0	0.0	0	0.0
10:00	33	1	3.0	30	90.9	1	3.0	1	3.0	0	0.0
11:00	43	2	4.7	41	95.4	0	0.0	0	0.0	0	0.0
12:00	30	0	0.0	29	96.7	1	3.3	0	0.0	0	0.0
13:00	24	0	0.0	23	95.8	1	4.2	0	0.0	0	0.0
14:00	27	0	0.0	26	96.3	0	0.0	1	3.7	0	0.0
15:00	16	1	6.3	15	93.8	0	0.0	0	0.0	0	0.0
16:00	20	0	0.0	20	100.0	0	0.0	0	0.0	0	0.0
17:00	14	0	0.0	14	100.0	0	0.0	0	0.0	0	0.0
18:00	9	0	0.0	9	100.0	0	0.0	0	0.0	0	0.0
19:00	2	0	0.0	2	100.0	0	0.0	0	0.0	0	0.0
20:00	6	0	0.0	6	100.0	0	0.0	0	0.0	0	0.0
21:00	6	0	0.0	5	83.3	1	16.7	0	0.0	0	0.0
22:00	3	0	0.0	2	66.7	1	33.3	0	0.0	0	0.0
23:00	0	0	-	0	-	0	-	0	-	0	-
12H,7-19	260	5	1.9	248	95.4	5	1.9	2	0.8	0	0.0
16H,6-22	276	5	1.8	263	95.3	6	2.2	2	0.7	0	0.0
18H,6-24	279	5	1.8	265	95.0	7	2.5	2	0.7	0	0.0
24H,0-24	281	5	1.8	267	95.0	7	2.5	2	0.7	0	0.0

TIME PERIOD	TOTAL VEHICLES	MOTOR-CYCLES	MOTOR-CYCLES%	CARS	CARS %	LGV	LGV %	HGV	HGV %	BUS	BUS %
Mon 06-Mar-23											
00:00	1	0	0.0	1	100.0	0	0.0	0	0.0	0	0.0
01:00	0	0	-	0	-	0	-	0	-	0	-
02:00	1	0	0.0	1	100.0	0	0.0	0	0.0	0	0.0
03:00	0	0	-	0	-	0	-	0	-	0	-
04:00	0	0	-	0	-	0	-	0	-	0	-
05:00	3	0	0.0	3	100.0	0	0.0	0	0.0	0	0.0
06:00	9	0	0.0	9	100.0	0	0.0	0	0.0	0	0.0
07:00	32	1	3.1	29	90.6	2	6.3	0	0.0	0	0.0
08:00	34	0	0.0	30	88.2	4	11.8	0	0.0	0	0.0
09:00	24	1	4.2	22	91.7	1	4.2	0	0.0	0	0.0
10:00	27	0	0.0	23	85.2	3	11.1	1	3.7	0	0.0
11:00	37	0	0.0	35	94.6	1	2.7	1	2.7	0	0.0
12:00	31	1	3.2	24	77.4	6	19.4	0	0.0	0	0.0
13:00	19	0	0.0	16	84.2	3	15.8	0	0.0	0	0.0
14:00	38	0	0.0	32	84.2	4	10.5	2	5.3	0	0.0
15:00	40	3	7.5	31	77.5	4	10.0	2	5.0	0	0.0
16:00	39	1	2.6	37	94.9	1	2.6	0	0.0	0	0.0
17:00	54	0	0.0	49	90.7	5	9.3	0	0.0	0	0.0
18:00	24	1	4.2	21	87.5	2	8.3	0	0.0	0	0.0
19:00	7	0	0.0	5	71.4	2	28.6	0	0.0	0	0.0
20:00	6	0	0.0	5	83.3	1	16.7	0	0.0	0	0.0
21:00	6	0	0.0	6	100.0	0	0.0	0	0.0	0	0.0
22:00	1	0	0.0	1	100.0	0	0.0	0	0.0	0	0.0
23:00	3	0	0.0	3	100.0	0	0.0	0	0.0	0	0.0
12H,7-19	399	8	2.0	349	87.5	36	9.0	6	1.5	0	0.0
16H,6-22	427	8	1.9	374	87.6	39	9.1	6	1.4	0	0.0
18H,6-24	431	8	1.9	378	87.7	39	9.1	6	1.4	0	0.0
24H,0-24	436	8	1.8	383	87.8	39	8.9	6	1.4	0	0.0

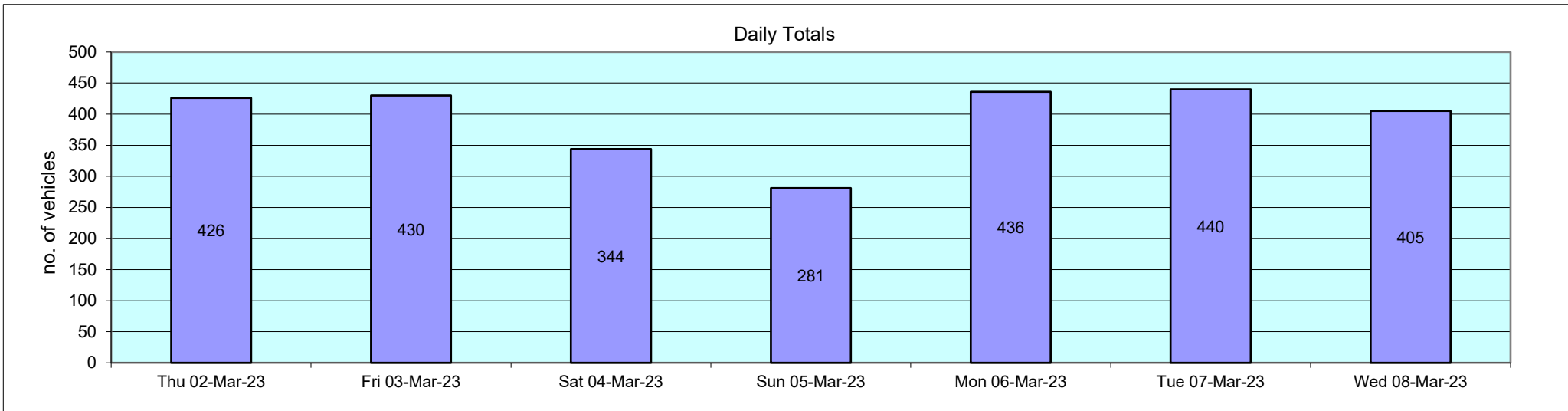
12092 BIDEFORD Site No: 12092005 Location Site 5 - Gammaton Rd, Bideford
 Thu 02-Mar-23 to Wed 08-Mar-23 Channel: Westbound

TIME PERIOD	TOTAL VEHICLES	MOTOR-CYCLES	MOTOR-CYCLES%	CARS	CARS %	LGV	LGV %	HGV	HGV %	BUS	BUS %
Tue 07-Mar-23											
00:00	2	0	0.0	2	100.0	0	0.0	0	0.0	0	0.0
01:00	0	0	-	0	-	0	-	0	-	0	-
02:00	0	0	-	0	-	0	-	0	-	0	-
03:00	0	0	-	0	-	0	-	0	-	0	-
04:00	2	0	0.0	2	100.0	0	0.0	0	0.0	0	0.0
05:00	2	0	0.0	2	100.0	0	0.0	0	0.0	0	0.0
06:00	7	0	0.0	6	85.7	1	14.3	0	0.0	0	0.0
07:00	37	1	2.7	35	94.6	1	2.7	0	0.0	0	0.0
08:00	39	0	0.0	35	89.7	4	10.3	0	0.0	0	0.0
09:00	34	1	2.9	28	82.4	5	14.7	0	0.0	0	0.0
10:00	36	0	0.0	26	72.2	9	25.0	1	2.8	0	0.0
11:00	36	0	0.0	30	83.3	6	16.7	0	0.0	0	0.0
12:00	22	0	0.0	16	72.7	5	22.7	1	4.6	0	0.0
13:00	24	0	0.0	19	79.2	5	20.8	0	0.0	0	0.0
14:00	24	0	0.0	22	91.7	1	4.2	1	4.2	0	0.0
15:00	36	0	0.0	33	91.7	3	8.3	0	0.0	0	0.0
16:00	53	1	1.9	49	92.5	3	5.7	0	0.0	0	0.0
17:00	53	1	1.9	45	84.9	6	11.3	1	1.9	0	0.0
18:00	12	0	0.0	12	100.0	0	0.0	0	0.0	0	0.0
19:00	6	0	0.0	6	100.0	0	0.0	0	0.0	0	0.0
20:00	9	0	0.0	8	88.9	1	11.1	0	0.0	0	0.0
21:00	2	0	0.0	2	100.0	0	0.0	0	0.0	0	0.0
22:00	4	0	0.0	4	100.0	0	0.0	0	0.0	0	0.0
23:00	0	0	-	0	-	0	-	0	-	0	-
12H,7-19	406	4	1.0	350	86.2	48	11.8	4	1.0	0	0.0
16H,6-22	430	4	0.9	372	86.5	50	11.6	4	0.9	0	0.0
18H,6-24	434	4	0.9	376	86.6	50	11.5	4	0.9	0	0.0
24H,0-24	440	4	0.9	382	86.8	50	11.4	4	0.9	0	0.0

12092 BIDEFORD Site No: 12092005 Location Site 5 - Gammaton Rd, Bideford
 Thu 02-Mar-23 to Wed 08-Mar-23 Channel: Westbound

TIME PERIOD	TOTAL VEHICLES	MOTOR-CYCLES	MOTOR-CYCLES%	CARS	CARS %	LGV	LGV %	HGV	HGV %	BUS	BUS %
Wed 08-Mar-23											
00:00	1	0	0.0	1	100.0	0	0.0	0	0.0	0	0.0
01:00	0	0	-	0	-	0	-	0	-	0	-
02:00	0	0	-	0	-	0	-	0	-	0	-
03:00	0	0	-	0	-	0	-	0	-	0	-
04:00	0	0	-	0	-	0	-	0	-	0	-
05:00	2	0	0.0	2	100.0	0	0.0	0	0.0	0	0.0
06:00	8	0	0.0	7	87.5	1	12.5	0	0.0	0	0.0
07:00	30	0	0.0	29	96.7	1	3.3	0	0.0	0	0.0
08:00	32	0	0.0	28	87.5	4	12.5	0	0.0	0	0.0
09:00	19	0	0.0	17	89.5	2	10.5	0	0.0	0	0.0
10:00	18	0	0.0	15	83.3	3	16.7	0	0.0	0	0.0
11:00	21	0	0.0	16	76.2	5	23.8	0	0.0	0	0.0
12:00	31	0	0.0	22	71.0	9	29.0	0	0.0	0	0.0
13:00	20	0	0.0	18	90.0	2	10.0	0	0.0	0	0.0
14:00	23	1	4.4	17	73.9	5	21.7	0	0.0	0	0.0
15:00	27	0	0.0	24	88.9	3	11.1	0	0.0	0	0.0
16:00	54	0	0.0	52	96.3	2	3.7	0	0.0	0	0.0
17:00	54	1	1.9	52	96.3	1	1.9	0	0.0	0	0.0
18:00	32	0	0.0	32	100.0	0	0.0	0	0.0	0	0.0
19:00	8	0	0.0	8	100.0	0	0.0	0	0.0	0	0.0
20:00	11	0	0.0	10	90.9	1	9.1	0	0.0	0	0.0
21:00	8	0	0.0	8	100.0	0	0.0	0	0.0	0	0.0
22:00	5	0	0.0	5	100.0	0	0.0	0	0.0	0	0.0
23:00	1	0	0.0	1	100.0	0	0.0	0	0.0	0	0.0
12H,7-19	361	2	0.6	322	89.2	37	10.3	0	0.0	0	0.0
16H,6-22	396	2	0.5	355	89.7	39	9.9	0	0.0	0	0.0
18H,6-24	402	2	0.5	361	89.8	39	9.7	0	0.0	0	0.0
24H,0-24	405	2	0.5	364	89.9	39	9.6	0	0.0	0	0.0

TIME PERIOD	TOTAL VEHICLES	MOTOR-CYCLES	MOTOR-CYCLES%	CARS	CARS %	LGV	LGV %	HGV	HGV %	BUS	BUS %
Daily Totals											
Thu 02-Mar-23	426	4	0.9	382	89.7	38	8.9	2	0.5	0	0.0
Fri 03-Mar-23	430	3	0.7	385	89.5	34	7.9	8	1.9	0	0.0
Sat 04-Mar-23	344	5	1.5	324	94.2	12	3.5	3	0.9	0	0.0
Sun 05-Mar-23	281	5	1.8	267	95.0	7	2.5	2	0.7	0	0.0
Mon 06-Mar-23	436	8	1.8	383	87.8	39	8.9	6	1.4	0	0.0
Tue 07-Mar-23	440	4	0.9	382	86.8	50	11.4	4	0.9	0	0.0
Wed 08-Mar-23	405	2	0.5	364	89.9	39	9.6	0	0.0	0	0.0
Total Vehicles											
[--]	2762	31	1.2	2487	90.4	219	7.5	25	0.9	0	0.0



12092 BIDEFORD Site No: 12092005 Location Site 5 - Gammaton Rd, Bideford
 Thu 02-Mar-23 to Wed 08-Mar-23 Channel: Westbound

Time Period	Total Vehicles	85%ile Speed	Mean Speed	Stand Dev.	<11Mph	11-<21	21-<31	31-<41	41-<46	46-<51	51-<56	56-<61	61-<66	66-<71	71-<76	=>76
Thu 02-Mar-23																
00:00	0	-	-	-	0	0	0	0	0	0	0	0	0	0	0	0
01:00	0	-	-	-	0	0	0	0	0	0	0	0	0	0	0	0
02:00	0	-	-	-	0	0	0	0	0	0	0	0	0	0	0	0
03:00	0	-	-	-	0	0	0	0	0	0	0	0	0	0	0	0
04:00	0	-	-	-	0	0	0	0	0	0	0	0	0	0	0	0
05:00	0	-	-	-	0	0	0	0	0	0	0	0	0	0	0	0
06:00	14	42	35.1	7.6	0	0	4	7	2	1	0	0	0	0	0	0
07:00	31	39	33.3	5.7	0	0	9	21	1	0	0	0	0	0	0	0
08:00	25	38	31.2	6.5	0	1	10	14	0	0	0	0	0	0	0	0
09:00	28	36.9	29.5	6.6	0	1	17	9	1	0	0	0	0	0	0	0
10:00	34	37.3	30.1	6.3	0	1	18	15	0	0	0	0	0	0	0	0
11:00	35	37.8	30.9	6.3	0	1	16	18	0	0	0	0	0	0	0	0
12:00	17	38	31.9	5.9	0	0	7	10	0	0	0	0	0	0	0	0
13:00	25	35.7	28	7.1	0	3	14	8	0	0	0	0	0	0	0	0
14:00	27	38.7	31.4	6.6	0	0	14	11	2	0	0	0	0	0	0	0
15:00	32	36.6	29.1	6.6	0	2	18	12	0	0	0	0	0	0	0	0
16:00	49	38.5	31.5	6.7	0	2	19	27	1	0	0	0	0	0	0	0
17:00	50	38.1	30.1	7	0	2	28	17	3	0	0	0	0	0	0	0
18:00	29	38.3	31.4	6.2	0	0	14	14	1	0	0	0	0	0	0	0
19:00	10	46	37.3	8.2	0	0	2	5	1	2	0	0	0	0	0	0
20:00	8	-	36.6	6	0	0	1	5	2	0	0	0	0	0	0	0
21:00	6	-	29.3	8.6	0	1	2	3	0	0	0	0	0	0	0	0
22:00	5	-	38	8.7	0	0	1	2	1	1	0	0	0	0	0	0
23:00	1	-	26	-	0	0	1	0	0	0	0	0	0	0	0	0
12H,7-19	382	38.2	30.7	6.6	0	13	184	176	9	0	0	0	0	0	0	0
16H,6-22	420	38.6	31.1	6.8	0	14	193	196	14	3	0	0	0	0	0	0
18H,6-24	426	38.7	31.1	6.9	0	14	195	198	15	4	0	0	0	0	0	0
24H,0-24	426	38.7	31.1	6.9	0	14	195	198	15	4	0	0	0	0	0	0

12092 BIDEFORD Site No: 12092005 Location Site 5 - Gammaton Rd, Bideford
 Thu 02-Mar-23 to Wed 08-Mar-23 Channel: Westbound

Time Period	Total Vehicles	85%ile Speed	Mean Speed	Stand Dev.	<11Mph	11-<21	21-<31	31-<41	41-<46	46-<51	51-<56	56-<61	61-<66	66-<71	71-<76	=>76
Fri 03-Mar-23																
00:00	1	-	43.5	-	0	0	0	0	1	0	0	0	0	0	0	0
01:00	0	-	-	-	0	0	0	0	0	0	0	0	0	0	0	0
02:00	2	-	26	3.5	0	0	2	0	0	0	0	0	0	0	0	0
03:00	1	-	26	-	0	0	1	0	0	0	0	0	0	0	0	0
04:00	1	-	26	-	0	0	1	0	0	0	0	0	0	0	0	0
05:00	2	-	31	7.1	0	0	1	1	0	0	0	0	0	0	0	0
06:00	11	40.6	33.7	7.3	0	0	4	5	2	0	0	0	0	0	0	0
07:00	24	37.8	31.4	5.9	0	0	11	13	0	0	0	0	0	0	0	0
08:00	31	37.3	30.5	5.8	0	0	17	14	0	0	0	0	0	0	0	0
09:00	30	36.5	28.7	7	0	3	16	11	0	0	0	0	0	0	0	0
10:00	22	31.7	24.5	8.5	0	8	10	3	1	0	0	0	0	0	0	0
11:00	39	37.4	29.3	7.6	1	2	20	15	1	0	0	0	0	0	0	0
12:00	35	36.3	28.2	7.3	0	4	20	10	1	0	0	0	0	0	0	0
13:00	36	37.1	29.6	6.6	0	2	19	15	0	0	0	0	0	0	0	0
14:00	36	37.1	29.9	6.2	0	1	20	15	0	0	0	0	0	0	0	0
15:00	33	37.6	30.2	6.6	0	1	18	13	1	0	0	0	0	0	0	0
16:00	38	37.6	29.2	7.9	0	6	14	18	0	0	0	0	0	0	0	0
17:00	38	39.7	33.4	6.6	0	1	10	24	3	0	0	0	0	0	0	0
18:00	25	38.2	29.6	8.6	0	3	12	8	1	1	0	0	0	0	0	0
19:00	10	37.7	32	6	0	0	4	6	0	0	0	0	0	0	0	0
20:00	9	-	31.3	7.2	0	0	5	3	1	0	0	0	0	0	0	0
21:00	2	-	34.8	12.4	0	0	1	0	1	0	0	0	0	0	0	0
22:00	1	-	26	-	0	0	1	0	0	0	0	0	0	0	0	0
23:00	3	-	29.3	6.3	0	0	2	1	0	0	0	0	0	0	0	0
12H,7-19	387	37.9	29.7	7.2	1	31	187	159	8	1	0	0	0	0	0	0
16H,6-22	419	38.1	29.9	7.2	1	31	201	173	12	1	0	0	0	0	0	0
18H,6-24	423	38.1	29.9	7.2	1	31	204	174	12	1	0	0	0	0	0	0
24H,0-24	430	38.1	29.9	7.2	1	31	209	175	13	1	0	0	0	0	0	0

12092 BIDEFORD Site No: 12092005 Location Site 5 - Gammaton Rd, Bideford
 Thu 02-Mar-23 to Wed 08-Mar-23 Channel: Westbound

Time Period	Total Vehicles	85%ile Speed	Mean Speed	Stand Dev.	<11Mph	11-<21	21-<31	31-<41	41-<46	46-<51	51-<56	56-<61	61-<66	66-<71	71-<76	=>76
Sat 04-Mar-23																
00:00	0	-	-	-	0	0	0	0	0	0	0	0	0	0	0	0
01:00	1	-	26	-	0	0	1	0	0	0	0	0	0	0	0	0
02:00	1	-	43.5	-	0	0	0	0	1	0	0	0	0	0	0	0
03:00	1	-	26	-	0	0	1	0	0	0	0	0	0	0	0	0
04:00	0	-	-	-	0	0	0	0	0	0	0	0	0	0	0	0
05:00	1	-	43.5	-	0	0	0	0	1	0	0	0	0	0	0	0
06:00	4	-	35.4	7.5	0	0	1	2	1	0	0	0	0	0	0	0
07:00	8	-	32.3	6	0	0	3	5	0	0	0	0	0	0	0	0
08:00	18	35.7	29.3	5.7	0	0	12	6	0	0	0	0	0	0	0	0
09:00	30	39.4	33.5	6	0	0	9	19	2	0	0	0	0	0	0	0
10:00	40	38.8	31.1	7.5	0	3	15	20	2	0	0	0	0	0	0	0
11:00	39	36.5	29	6.6	0	2	24	12	1	0	0	0	0	0	0	0
12:00	29	36.2	29.1	6.1	0	1	18	10	0	0	0	0	0	0	0	0
13:00	25	37.1	30	6.5	0	1	13	11	0	0	0	0	0	0	0	0
14:00	23	37.7	29.8	7.5	0	2	11	9	1	0	0	0	0	0	0	0
15:00	30	37.4	29.9	6.6	0	1	17	11	1	0	0	0	0	0	0	0
16:00	22	39.2	32.1	6.7	0	0	10	10	2	0	0	0	0	0	0	0
17:00	27	37.2	28.2	8.5	0	6	9	12	0	0	0	0	0	0	0	0
18:00	19	40.1	33.5	8.3	0	0	8	8	2	0	1	0	0	0	0	0
19:00	8	-	29.8	7.9	0	1	3	4	0	0	0	0	0	0	0	0
20:00	5	-	34	11.3	0	0	3	0	1	1	0	0	0	0	0	0
21:00	6	-	34.3	5	0	0	1	5	0	0	0	0	0	0	0	0
22:00	5	-	26	7.5	0	1	3	1	0	0	0	0	0	0	0	0
23:00	2	-	26	3.5	0	0	2	0	0	0	0	0	0	0	0	0
12H,7-19	310	38.4	30.5	7	0	16	149	133	11	0	1	0	0	0	0	0
16H,6-22	333	38.5	30.6	7.1	0	17	157	144	13	1	1	0	0	0	0	0
18H,6-24	340	38.5	30.6	7.1	0	18	162	145	13	1	1	0	0	0	0	0
24H,0-24	344	38.6	30.6	7.2	0	18	164	145	15	1	1	0	0	0	0	0

12092 BIDEFORD Site No: 12092005 Location Site 5 - Gammaton Rd, Bideford
 Thu 02-Mar-23 to Wed 08-Mar-23 Channel: Westbound

Time Period	Total Vehicles	85%ile Speed	Mean Speed	Stand Dev.	<11Mph	11-<21	21-<31	31-<41	41-<46	46-<51	51-<56	56-<61	61-<66	66-<71	71-<76	=>76
Sun 05-Mar-23																
00:00	1	-	43.5	-	0	0	0	0	1	0	0	0	0	0	0	0
01:00	0	-	-	-	0	0	0	0	0	0	0	0	0	0	0	0
02:00	0	-	-	-	0	0	0	0	0	0	0	0	0	0	0	0
03:00	1	-	36	-	0	0	0	1	0	0	0	0	0	0	0	0
04:00	0	-	-	-	0	0	0	0	0	0	0	0	0	0	0	0
05:00	0	-	-	-	0	0	0	0	0	0	0	0	0	0	0	0
06:00	2	-	34.8	12.4	0	0	1	0	1	0	0	0	0	0	0	0
07:00	10	37.7	30.3	9.3	1	0	3	6	0	0	0	0	0	0	0	0
08:00	10	37.7	30	8.9	0	2	2	6	0	0	0	0	0	0	0	0
09:00	24	35.9	28.9	6.2	0	1	15	8	0	0	0	0	0	0	0	0
10:00	33	35.4	28.8	6.6	0	1	23	8	0	1	0	0	0	0	0	0
11:00	43	38.2	30.8	6.8	0	2	19	21	1	0	0	0	0	0	0	0
12:00	30	36.5	28.7	7	0	3	16	11	0	0	0	0	0	0	0	0
13:00	24	37.6	30.1	6.9	0	1	13	9	1	0	0	0	0	0	0	0
14:00	27	38	29.7	8.4	1	2	11	12	1	0	0	0	0	0	0	0
15:00	16	39.9	32.9	8.4	0	1	5	8	1	1	0	0	0	0	0	0
16:00	20	39.3	34.6	6	0	0	4	15	0	1	0	0	0	0	0	0
17:00	14	39.8	32.1	7.3	0	0	7	5	2	0	0	0	0	0	0	0
18:00	9	-	36.3	7.2	0	0	2	4	3	0	0	0	0	0	0	0
19:00	2	-	36	3.5	0	0	0	2	0	0	0	0	0	0	0	0
20:00	6	-	29.3	6	0	0	4	2	0	0	0	0	0	0	0	0
21:00	6	-	29.3	8.6	0	1	2	3	0	0	0	0	0	0	0	0
22:00	3	-	29.3	6.3	0	0	2	1	0	0	0	0	0	0	0	0
23:00	0	-	-	-	0	0	0	0	0	0	0	0	0	0	0	0
12H,7-19	260	38.6	30.6	7.4	2	13	120	113	9	3	0	0	0	0	0	0
16H,6-22	276	38.6	30.6	7.4	2	14	127	120	10	3	0	0	0	0	0	0
18H,6-24	279	38.6	30.6	7.4	2	14	129	121	10	3	0	0	0	0	0	0
24H,0-24	281	38.7	30.6	7.4	2	14	129	122	11	3	0	0	0	0	0	0

12092 BIDEFORD Site No: 12092005 Location Site 5 - Gammaton Rd, Bideford
 Thu 02-Mar-23 to Wed 08-Mar-23 Channel: Westbound

Time Period	Total Vehicles	85%ile Speed	Mean Speed	Stand Dev.	<11Mph	11-<21	21-<31	31-<41	41-<46	46-<51	51-<56	56-<61	61-<66	66-<71	71-<76	=>76
Mon 06-Mar-23																
00:00	1	-	43.5	-	0	0	0	0	1	0	0	0	0	0	0	0
01:00	0	-	-	-	0	0	0	0	0	0	0	0	0	0	0	0
02:00	1	-	36	-	0	0	0	1	0	0	0	0	0	0	0	0
03:00	0	-	-	-	0	0	0	0	0	0	0	0	0	0	0	0
04:00	0	-	-	-	0	0	0	0	0	0	0	0	0	0	0	0
05:00	3	-	32.7	6.3	0	0	1	2	0	0	0	0	0	0	0	0
06:00	9	-	34.6	6.1	0	0	2	6	1	0	0	0	0	0	0	0
07:00	32	38.5	31.9	6.1	0	0	14	17	1	0	0	0	0	0	0	0
08:00	34	38.6	32.1	6.1	0	0	14	19	1	0	0	0	0	0	0	0
09:00	24	36.4	29.3	6.3	0	1	14	9	0	0	0	0	0	0	0	0
10:00	27	38.6	31.5	7.4	0	2	9	15	1	0	0	0	0	0	0	0
11:00	37	37.4	30.3	6.3	0	1	19	17	0	0	0	0	0	0	0	0
12:00	31	32.4	27.6	5.4	0	1	24	6	0	0	0	0	0	0	0	0
13:00	19	37.6	30.1	7.2	0	1	10	7	1	0	0	0	0	0	0	0
14:00	38	38.3	30.7	7.3	0	3	15	19	1	0	0	0	0	0	0	0
15:00	40	37.3	28.9	7.7	0	5	19	15	1	0	0	0	0	0	0	0
16:00	39	39.4	34.1	6.7	0	1	8	28	1	0	1	0	0	0	0	0
17:00	54	39.8	33.3	7.9	0	1	19	29	3	0	1	1	0	0	0	0
18:00	24	37.8	31.4	5.9	0	0	11	13	0	0	0	0	0	0	0	0
19:00	7	-	34.2	6.8	0	0	2	4	1	0	0	0	0	0	0	0
20:00	6	-	33.9	9.6	0	1	0	4	1	0	0	0	0	0	0	0
21:00	6	-	34.3	5	0	0	1	5	0	0	0	0	0	0	0	0
22:00	1	-	26	-	0	0	1	0	0	0	0	0	0	0	0	0
23:00	3	-	29.3	6.3	0	0	2	1	0	0	0	0	0	0	0	0
12H,7-19	399	38.6	31.1	7	0	16	176	194	10	0	2	1	0	0	0	0
16H,6-22	427	38.7	31.3	7	0	17	181	213	13	0	2	1	0	0	0	0
18H,6-24	431	38.7	31.3	7	0	17	184	214	13	0	2	1	0	0	0	0
24H,0-24	436	38.7	31.3	7	0	17	185	217	14	0	2	1	0	0	0	0

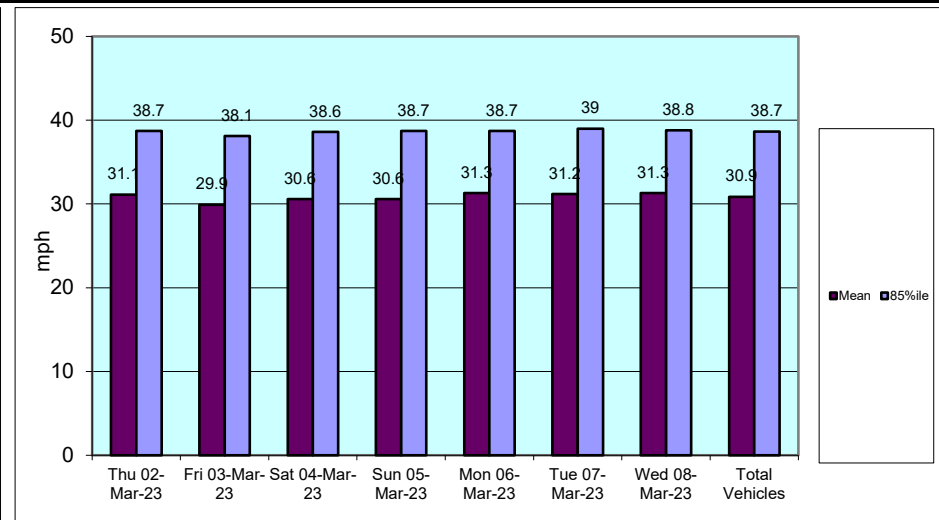
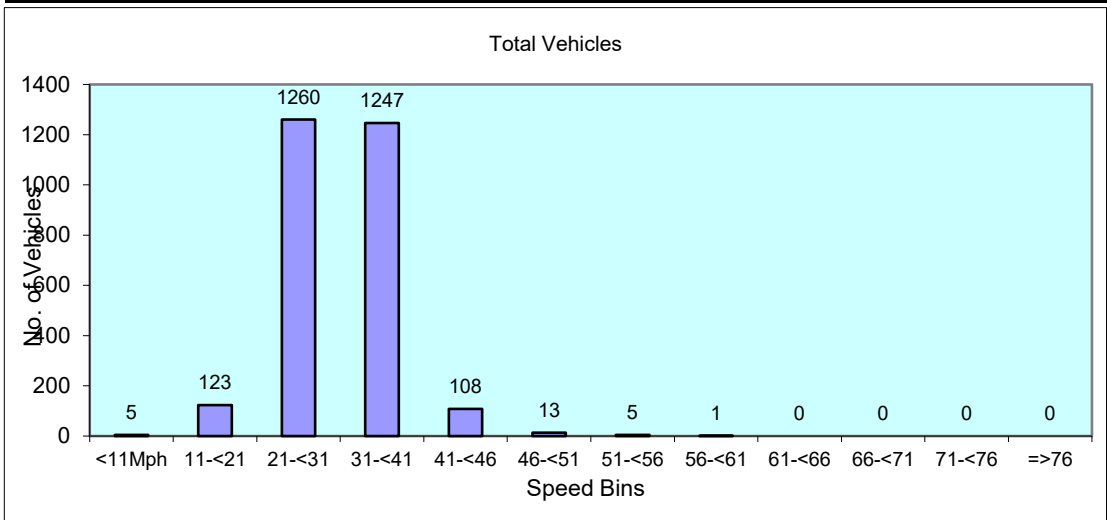
Time Period	Total Vehicles	85%ile Speed	Mean Speed	Stand Dev.	<11Mph	11-<21	21-<31	31-<41	41-<46	46-<51	51-<56	56-<61	61-<66	66-<71	71-<76	=>76
Tue 07-Mar-23																
00:00	2	-	32.3	23	0	1	0	0	0	1	0	0	0	0	0	0
01:00	0	-	-	-	0	0	0	0	0	0	0	0	0	0	0	0
02:00	0	-	-	-	0	0	0	0	0	0	0	0	0	0	0	0
03:00	0	-	-	-	0	0	0	0	0	0	0	0	0	0	0	0
04:00	2	-	36	3.5	0	0	0	2	0	0	0	0	0	0	0	0
05:00	2	-	21	7.1	0	1	1	0	0	0	0	0	0	0	0	0
06:00	7	-	31.7	6.1	0	0	3	4	0	0	0	0	0	0	0	0
07:00	37	38.5	31.6	6.5	0	1	15	20	1	0	0	0	0	0	0	0
08:00	39	38.7	31.8	6.3	0	0	18	19	2	0	0	0	0	0	0	0
09:00	34	33.3	27.4	6.5	0	3	24	6	1	0	0	0	0	0	0	0
10:00	36	37.9	30.1	7.3	0	3	16	16	1	0	0	0	0	0	0	0
11:00	36	38	30	7.2	0	2	19	13	2	0	0	0	0	0	0	0
12:00	22	37.9	30	7.6	0	2	10	9	1	0	0	0	0	0	0	0
13:00	24	38.2	30.9	7	0	1	11	11	1	0	0	0	0	0	0	0
14:00	24	39.5	32.9	7.1	0	1	7	14	2	0	0	0	0	0	0	0
15:00	36	38.4	30.9	6.8	0	1	18	15	2	0	0	0	0	0	0	0
16:00	53	38.4	31.4	6.2	0	0	26	25	2	0	0	0	0	0	0	0
17:00	53	39.7	32.9	7.8	2	1	12	34	4	0	0	0	0	0	0	0
18:00	12	40.3	31.4	7.6	0	0	7	3	2	0	0	0	0	0	0	0
19:00	6	-	35.6	6.1	0	0	1	4	1	0	0	0	0	0	0	0
20:00	9	-	32.4	7.1	0	0	4	4	1	0	0	0	0	0	0	0
21:00	2	-	31	7.1	0	0	1	1	0	0	0	0	0	0	0	0
22:00	4	-	42.3	13.7	0	0	1	1	0	0	2	0	0	0	0	0
23:00	0	-	-	-	0	0	0	0	0	0	0	0	0	0	0	0
12H,7-19	406	38.8	31	7	2	15	183	185	21	0	0	0	0	0	0	0
16H,6-22	430	38.9	31.1	7	2	15	192	198	23	0	0	0	0	0	0	0
18H,6-24	434	39	31.2	7.2	2	15	193	199	23	0	2	0	0	0	0	0
24H,0-24	440	39	31.2	7.2	2	17	194	201	23	1	2	0	0	0	0	0

12092 BIDEFORD Site No: 12092005 Location Site 5 - Gammaton Rd, Bideford
 Thu 02-Mar-23 to Wed 08-Mar-23 Channel: Westbound

Time Period	Total Vehicles	85%ile Speed	Mean Speed	Stand Dev.	<11Mph	11-<21	21-<31	31-<41	41-<46	46-<51	51-<56	56-<61	61-<66	66-<71	71-<76	=>76
Wed 08-Mar-23																
00:00	1	-	36	-	0	0	0	1	0	0	0	0	0	0	0	0
01:00	0	-	-	-	0	0	0	0	0	0	0	0	0	0	0	0
02:00	0	-	-	-	0	0	0	0	0	0	0	0	0	0	0	0
03:00	0	-	-	-	0	0	0	0	0	0	0	0	0	0	0	0
04:00	0	-	-	-	0	0	0	0	0	0	0	0	0	0	0	0
05:00	2	-	26	3.5	0	0	2	0	0	0	0	0	0	0	0	0
06:00	8	-	36.9	3.9	0	0	0	7	1	0	0	0	0	0	0	0
07:00	30	39.4	33.5	6	0	0	9	19	2	0	0	0	0	0	0	0
08:00	32	37.2	30.4	5.8	0	0	18	14	0	0	0	0	0	0	0	0
09:00	19	38.9	33	6.8	0	0	7	11	0	1	0	0	0	0	0	0
10:00	18	36.4	29.3	6.6	0	1	10	7	0	0	0	0	0	0	0	0
11:00	21	36.9	29.8	6.6	0	1	11	9	0	0	0	0	0	0	0	0
12:00	31	37	30.2	5.8	0	0	18	13	0	0	0	0	0	0	0	0
13:00	20	37.4	28.9	8.3	0	3	9	7	1	0	0	0	0	0	0	0
14:00	23	39.1	31.9	6.7	0	0	11	10	2	0	0	0	0	0	0	0
15:00	27	35.9	28.6	6.6	0	2	16	9	0	0	0	0	0	0	0	0
16:00	54	38.4	31.5	6.3	0	1	23	29	1	0	0	0	0	0	0	0
17:00	54	38.3	30.3	7.2	0	3	27	21	3	0	0	0	0	0	0	0
18:00	32	38.3	31.5	6.2	0	0	15	16	1	0	0	0	0	0	0	0
19:00	8	-	37.3	7	0	0	1	5	1	1	0	0	0	0	0	0
20:00	11	43.3	36.9	6.9	0	0	2	5	4	0	0	0	0	0	0	0
21:00	8	-	29.8	7.9	0	1	3	4	0	0	0	0	0	0	0	0
22:00	5	-	38	8.7	0	0	1	2	1	1	0	0	0	0	0	0
23:00	1	-	26	-	0	0	1	0	0	0	0	0	0	0	0	0
12H,7-19	361	38.4	30.8	6.6	0	11	174	165	10	1	0	0	0	0	0	0
16H,6-22	396	38.7	31.2	6.8	0	12	180	186	16	2	0	0	0	0	0	0
18H,6-24	402	38.8	31.3	6.8	0	12	182	188	17	3	0	0	0	0	0	0
24H,0-24	405	38.8	31.3	6.8	0	12	184	189	17	3	0	0	0	0	0	0

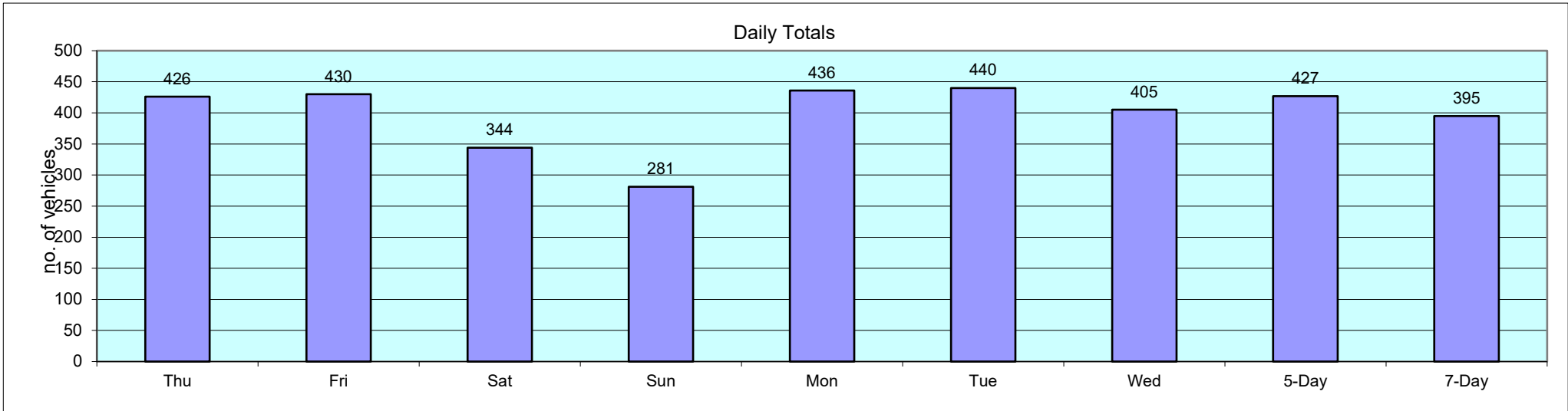
12092 BIDEFORD Site No: 12092005 Location Site 5 - Gammaton Rd, Bideford
 Thu 02-Mar-23 to Wed 08-Mar-23 Channel: Westbound

Time Period	Total Vehicles	85%ile Speed	Mean Speed	Stand Dev.	<11Mph	11-<21	21-<31	31-<41	41-<46	46-<51	51-<56	56-<61	61-<66	66-<71	71-<76	=>76
Daily Totals																
Thu 02-Mar-23	426	38.7	31.1	6.9	0	14	195	198	15	4	0	0	0	0	0	0
Fri 03-Mar-23	430	38.1	29.9	7.2	1	31	209	175	13	1	0	0	0	0	0	0
Sat 04-Mar-23	344	38.6	30.6	7.2	0	18	164	145	15	1	1	0	0	0	0	0
Sun 05-Mar-23	281	38.7	30.6	7.4	2	14	129	122	11	3	0	0	0	0	0	0
Mon 06-Mar-23	436	38.7	31.3	7	0	17	185	217	14	0	2	1	0	0	0	0
Tue 07-Mar-23	440	39	31.2	7.2	2	17	194	201	23	1	2	0	0	0	0	0
Wed 08-Mar-23	405	38.8	31.3	6.8	0	12	184	189	17	3	0	0	0	0	0	0
Total Vehicles	2762	38.7	30.9	7.1	5	123	1260	1247	108	13	5	1	0	0	0	0



12092	BIDEFORD		Site No: 12092005		Location		Site 5 - Gammaton Rd, Bideford		
	Channel: Westbound								
TIME PERIOD	Thu 02/03/23	Fri 03/03/23	Sat 04/03/23	Sun 05/03/23	Mon 06/03/23	Tue 07/03/23	Wed 08/03/23	5-Day Av	7-Day Av
Week Begin: 02-Mar-23									
00:00	0	1	0	1	1	2	1	1	1
01:00	0	0	1	0	0	0	0	0	0
02:00	0	2	1	0	1	0	0	1	1
03:00	0	1	1	1	0	0	0	0	0
04:00	0	1	0	0	0	2	0	1	0
05:00	0	2	1	0	3	2	2	2	1
06:00	14	11	4	2	9	7	8	10	8
07:00	31	24	8	10	32	37	30	31	25
08:00	25	31	18	10	34	39	32	32	27
09:00	28	30	30	24	24	34	19	27	27
10:00	34	22	40	33	27	36	18	27	30
11:00	35	39	39	43	37	36	21	34	36
12:00	17	35	29	30	31	22	31	27	28
13:00	25	36	25	24	19	24	20	25	25
14:00	27	36	23	27	38	24	23	30	28
15:00	32	33	30	16	40	36	27	34	31
16:00	49	38	22	20	39	53	54	47	39
17:00	50	38	27	14	54	53	54	50	41
18:00	29	25	19	9	24	12	32	24	21
19:00	10	10	8	2	7	6	8	8	7
20:00	8	9	5	6	6	9	11	9	8
21:00	6	2	6	6	6	2	8	5	5
22:00	5	1	5	3	1	4	5	3	3
23:00	1	3	2	0	3	0	1	2	1
12H,7-19	382	387	310	260	399	406	361	387	358
16H,6-22	420	419	333	276	427	430	396	418	386
18H,6-24	426	423	340	279	431	434	402	423	391
24H,0-24	426	430	344	281	436	440	405	427	395
Am	11:00	11:00	10:00	11:00	11:00	08:00	08:00		
Peak	35	39	40	43	37	39	32		
Pm	17:00	17:00	15:00	12:00	17:00	17:00	17:00		
Peak	50	38	30	30	54	53	54		

12092	BIDEFORD		Site No: 12092005	Location	Site 5 - Gammaton Rd, Bideford				
			Channel: Westbound						
TIME PERIOD	Thu	Fri	Sat	Sun	Mon	Tue	Wed	5-Day	7-Day
	02/03/23	03/03/23	04/03/23	05/03/23	06/03/23	07/03/23	08/03/23	Av	Av



Classification Schemes

Scheme F Classification Scheme (Non-metric)

Scheme F is an attempt to implement the FWHA's visual classification scheme as an axle-based classification scheme. This is one of several interpretations.

Class	Vehicle Type	No. of Axles	Axle spacing in feet				
			Axle 1 to 2	Axle 2 to 3	Axle 3 to 4	Axle 4 to 5	Axle 5 to 6
1	motorcycle	2	<6.0				
2	passenger car	2	6.0 - 10.0				
	car + 1 axle trailer	3	<10.0	10.0 - 18.0			
	car + 2 axle trailer	4	<10.0		<3.5		
3	pickup	2	10.0 - 15.0				
	pickup + 1 axle trailer	3	10.0 - 15.0	10.0 - 18.0			
	pickup + 2 axle trailer	4	10.0 - 15.0		<3.5		
	pickup + 3 axle trailer	5	9.9 - 15.0			<3.5	
4	Traditional bus/coach	2	>20.0				
	Traditional bus/coach	3	>19.0				
5	single unit truck/bus - dual rear axle	2	14.9 - 20.0			<3.5	
6	3 axle truck	3		<18.0			
7	4 axle truck	4					
8	2S1	3		>18.0			
	2S2	4		>5.0	>3.5		
	3S1	4		<5.0	>10.0		
9	3S2	5		<6.1		3.5 - 8.0	
	5 axle combination	5					
10	6 axle combination	6			3.5 - 5.0		
	3S3	6					
11	2S1-2	5		>6.0			
12	3S1-2	6					>10.0
13	truck	7 or more					

12092 BIDEFORD										
MARCH 2023										
Site	Location	Direction	Start Date	End Date	Posted Speed Limit (PSL)	Total Vehicles	5 Day Ave.	7 Day Ave.	Average 85%ile Speed	Average Mean Speed
Site No: 12092006	Site 6 - Unnamed Rd, Woodtown T/Pole 4842 51.01048, -4.14572	Channel: Northbound	Thu 02-Mar-23	Wed 08-Mar-23	NSL	296	50	42	39.8	32.1
		Channel: Southbound	Thu 02-Mar-23	Wed 08-Mar-23		316	53	45	41.0	33.2

TIME PERIOD	TOTAL VEHICLES	MOTOR-CYCLES	CARS OR CAR-BASED LGV	LIGHT GOODS VEHICLES	BUSES	TWO AXLE, SIX TYRE, RIGID/BUSES	THREE AXLE RIGID	FOUR OR MORE AXLE RIGID	FOUR OR LESS AXLE ARTIC	FIVE AXLE ARTIC	SIX OR MORE AXLE ARTIC	FIVE OR LESS AXLE MULTI-TRAILER ARTIC	SIX AXLE MULTI-TRAILER ARTIC	SEVEN OR MORE AXLE ARTIC
Thu 02-Mar-23														
00:00	0	0	0	0	0	0	0	0	0	0	0	0	0	0
01:00	0	0	0	0	0	0	0	0	0	0	0	0	0	0
02:00	0	0	0	0	0	0	0	0	0	0	0	0	0	0
03:00	0	0	0	0	0	0	0	0	0	0	0	0	0	0
04:00	0	0	0	0	0	0	0	0	0	0	0	0	0	0
05:00	0	0	0	0	0	0	0	0	0	0	0	0	0	0
06:00	0	0	0	0	0	0	0	0	0	0	0	0	0	0
07:00	3	0	3	0	0	0	0	0	0	0	0	0	0	0
08:00	3	0	3	0	0	0	0	0	0	0	0	0	0	0
09:00	3	0	3	0	0	0	0	0	0	0	0	0	0	0
10:00	4	0	4	0	0	0	0	0	0	0	0	0	0	0
11:00	1	0	1	0	0	0	0	0	0	0	0	0	0	0
12:00	5	0	3	1	0	0	0	0	1	0	0	0	0	0
13:00	5	1	3	1	0	0	0	0	0	0	0	0	0	0
14:00	9	0	8	0	0	0	1	0	0	0	0	0	0	0
15:00	5	0	4	1	0	0	0	0	0	0	0	0	0	0
16:00	6	0	4	2	0	0	0	0	0	0	0	0	0	0
17:00	2	0	1	1	0	0	0	0	0	0	0	0	0	0
18:00	4	0	4	0	0	0	0	0	0	0	0	0	0	0
19:00	1	0	1	0	0	0	0	0	0	0	0	0	0	0
20:00	0	0	0	0	0	0	0	0	0	0	0	0	0	0
21:00	3	0	3	0	0	0	0	0	0	0	0	0	0	0
22:00	0	0	0	0	0	0	0	0	0	0	0	0	0	0
23:00	0	0	0	0	0	0	0	0	0	0	0	0	0	0
12H,7-19	50	1	41	6	0	0	1	0	1	0	0	0	0	0
16H,6-22	54	1	45	6	0	0	1	0	1	0	0	0	0	0
18H,6-24	54	1	45	6	0	0	1	0	1	0	0	0	0	0
24H,0-24	54	1	45	6	0	0	1	0	1	0	0	0	0	0

12092		BIDEFORD				Site No: 12092006		Location Site 6 - Unnamed Rd, Woodtown							
Thu 02-Mar-23 to Wed 08-Mar-23						Channel: Northbound									
TIME PERIOD	TOTAL VEHICLES	MOTOR-CYCLES	CARS OR CAR-BASED LGV	LIGHT GOODS VEHICLES	BUSES	TWO AXLE, SIX TYRE, RIGID/BUSES	THREE AXLE RIGID	FOUR OR MORE AXLE RIGID	FOUR OR LESS AXLE ARTIC	FIVE AXLE ARTIC	SIX OR MORE AXLE ARTIC	FIVE OR LESS AXLE MULTI-TRAILER ARTIC	SIX AXLE MULTI-TRAILER ARTIC	SEVEN OR MORE AXLE ARTIC	
Fri 03-Mar-23															
00:00	0	0	0	0	0	0	0	0	0	0	0	0	0	0	0
01:00	0	0	0	0	0	0	0	0	0	0	0	0	0	0	0
02:00	0	0	0	0	0	0	0	0	0	0	0	0	0	0	0
03:00	0	0	0	0	0	0	0	0	0	0	0	0	0	0	0
04:00	0	0	0	0	0	0	0	0	0	0	0	0	0	0	0
05:00	1	0	1	0	0	0	0	0	0	0	0	0	0	0	0
06:00	1	0	1	0	0	0	0	0	0	0	0	0	0	0	0
07:00	3	0	2	1	0	0	0	0	0	0	0	0	0	0	0
08:00	4	0	4	0	0	0	0	0	0	0	0	0	0	0	0
09:00	1	0	1	0	0	0	0	0	0	0	0	0	0	0	0
10:00	3	0	2	1	0	0	0	0	0	0	0	0	0	0	0
11:00	0	0	0	0	0	0	0	0	0	0	0	0	0	0	0
12:00	3	0	3	0	0	0	0	0	0	0	0	0	0	0	0
13:00	4	0	3	1	0	0	0	0	0	0	0	0	0	0	0
14:00	4	0	2	1	0	0	0	0	0	1	0	0	0	0	0
15:00	10	0	9	0	0	0	0	0	1	0	0	0	0	0	0
16:00	7	0	4	2	0	0	0	0	0	0	0	1	0	0	0
17:00	7	0	6	0	0	0	1	0	0	0	0	0	0	0	0
18:00	1	0	1	0	0	0	0	0	0	0	0	0	0	0	0
19:00	0	0	0	0	0	0	0	0	0	0	0	0	0	0	0
20:00	0	0	0	0	0	0	0	0	0	0	0	0	0	0	0
21:00	0	0	0	0	0	0	0	0	0	0	0	0	0	0	0
22:00	2	0	2	0	0	0	0	0	0	0	0	0	0	0	0
23:00	0	0	0	0	0	0	0	0	0	0	0	0	0	0	0
12H,7-19	47	0	37	6	0	0	1	0	1	1	0	1	0	0	0
16H,6-22	48	0	38	6	0	0	1	0	1	1	0	1	0	0	0
18H,6-24	50	0	40	6	0	0	1	0	1	1	0	1	0	0	0
24H,0-24	51	0	41	6	0	0	1	0	1	1	0	1	0	0	0

TIME PERIOD	TOTAL VEHICLES	MOTOR-CYCLES	CARS OR CAR-BASED LGV	LIGHT GOODS VEHICLES	BUSES	TWO AXLE, SIX TYRE, RIGID/BUSES	THREE AXLE RIGID	FOUR OR MORE AXLE RIGID	FOUR OR LESS AXLE ARTIC	FIVE AXLE ARTIC	SIX OR MORE AXLE ARTIC	FIVE OR LESS AXLE MULTI-TRAILER ARTIC	SIX AXLE MULTI-TRAILER ARTIC	SEVEN OR MORE AXLE ARTIC
Sat 04-Mar-23														
00:00	0	0	0	0	0	0	0	0	0	0	0	0	0	0
01:00	0	0	0	0	0	0	0	0	0	0	0	0	0	0
02:00	0	0	0	0	0	0	0	0	0	0	0	0	0	0
03:00	2	0	2	0	0	0	0	0	0	0	0	0	0	0
04:00	0	0	0	0	0	0	0	0	0	0	0	0	0	0
05:00	1	0	1	0	0	0	0	0	0	0	0	0	0	0
06:00	0	0	0	0	0	0	0	0	0	0	0	0	0	0
07:00	0	0	0	0	0	0	0	0	0	0	0	0	0	0
08:00	0	0	0	0	0	0	0	0	0	0	0	0	0	0
09:00	3	0	3	0	0	0	0	0	0	0	0	0	0	0
10:00	1	1	0	0	0	0	0	0	0	0	0	0	0	0
11:00	3	0	1	1	0	0	1	0	0	0	0	0	0	0
12:00	0	0	0	0	0	0	0	0	0	0	0	0	0	0
13:00	0	0	0	0	0	0	0	0	0	0	0	0	0	0
14:00	4	0	4	0	0	0	0	0	0	0	0	0	0	0
15:00	2	1	0	1	0	0	0	0	0	0	0	0	0	0
16:00	4	2	2	0	0	0	0	0	0	0	0	0	0	0
17:00	1	0	1	0	0	0	0	0	0	0	0	0	0	0
18:00	0	0	0	0	0	0	0	0	0	0	0	0	0	0
19:00	0	0	0	0	0	0	0	0	0	0	0	0	0	0
20:00	2	1	1	0	0	0	0	0	0	0	0	0	0	0
21:00	0	0	0	0	0	0	0	0	0	0	0	0	0	0
22:00	0	0	0	0	0	0	0	0	0	0	0	0	0	0
23:00	0	0	0	0	0	0	0	0	0	0	0	0	0	0
12H,7-19	18	4	11	2	0	0	1	0	0	0	0	0	0	0
16H,6-22	20	5	12	2	0	0	1	0	0	0	0	0	0	0
18H,6-24	20	5	12	2	0	0	1	0	0	0	0	0	0	0
24H,0-24	23	5	15	2	0	0	1	0	0	0	0	0	0	0

TIME PERIOD	TOTAL VEHICLES	MOTOR-CYCLES	CARS OR CAR-BASED LGV	LIGHT GOODS VEHICLES	BUSES	TWO AXLE, SIX TYRE, RIGID/BUSES	THREE AXLE RIGID	FOUR OR MORE AXLE RIGID	FOUR OR LESS AXLE ARTIC	FIVE AXLE ARTIC	SIX OR MORE AXLE ARTIC	FIVE OR LESS AXLE MULTI-TRAILER ARTIC	SIX AXLE MULTI-TRAILER ARTIC	SEVEN OR MORE AXLE ARTIC
Sun 05-Mar-23														
00:00	0	0	0	0	0	0	0	0	0	0	0	0	0	0
01:00	0	0	0	0	0	0	0	0	0	0	0	0	0	0
02:00	0	0	0	0	0	0	0	0	0	0	0	0	0	0
03:00	0	0	0	0	0	0	0	0	0	0	0	0	0	0
04:00	0	0	0	0	0	0	0	0	0	0	0	0	0	0
05:00	1	0	1	0	0	0	0	0	0	0	0	0	0	0
06:00	0	0	0	0	0	0	0	0	0	0	0	0	0	0
07:00	0	0	0	0	0	0	0	0	0	0	0	0	0	0
08:00	1	0	1	0	0	0	0	0	0	0	0	0	0	0
09:00	2	0	2	0	0	0	0	0	0	0	0	0	0	0
10:00	1	0	1	0	0	0	0	0	0	0	0	0	0	0
11:00	2	0	1	1	0	0	0	0	0	0	0	0	0	0
12:00	5	2	3	0	0	0	0	0	0	0	0	0	0	0
13:00	1	0	1	0	0	0	0	0	0	0	0	0	0	0
14:00	4	0	4	0	0	0	0	0	0	0	0	0	0	0
15:00	3	1	2	0	0	0	0	0	0	0	0	0	0	0
16:00	0	0	0	0	0	0	0	0	0	0	0	0	0	0
17:00	1	0	0	1	0	0	0	0	0	0	0	0	0	0
18:00	0	0	0	0	0	0	0	0	0	0	0	0	0	0
19:00	0	0	0	0	0	0	0	0	0	0	0	0	0	0
20:00	0	0	0	0	0	0	0	0	0	0	0	0	0	0
21:00	0	0	0	0	0	0	0	0	0	0	0	0	0	0
22:00	0	0	0	0	0	0	0	0	0	0	0	0	0	0
23:00	0	0	0	0	0	0	0	0	0	0	0	0	0	0
12H,7-19	20	3	15	2	0	0	0	0	0	0	0	0	0	0
16H,6-22	20	3	15	2	0	0	0	0	0	0	0	0	0	0
18H,6-24	20	3	15	2	0	0	0	0	0	0	0	0	0	0
24H,0-24	21	3	16	2	0	0	0	0	0	0	0	0	0	0

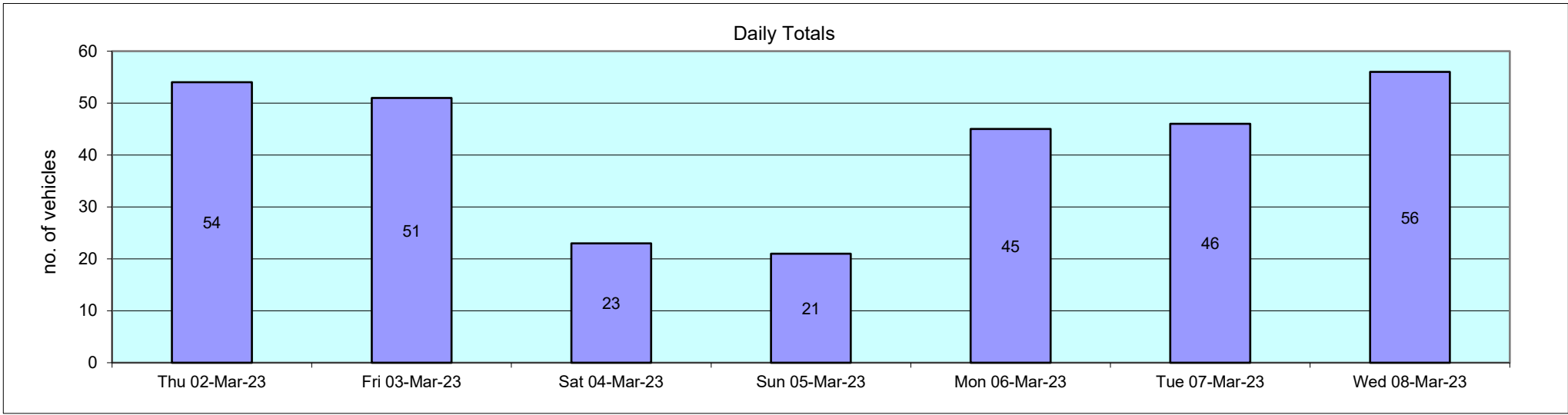
TIME PERIOD	TOTAL VEHICLES	MOTOR-CYCLES	CARS OR CAR-BASED LGV	LIGHT GOODS VEHICLES	BUSES	TWO AXLE, SIX TYRE, RIGID/BUSES	THREE AXLE RIGID	FOUR OR MORE AXLE RIGID	FOUR OR LESS AXLE ARTIC	FIVE AXLE ARTIC	SIX OR MORE AXLE ARTIC	FIVE OR LESS AXLE MULTI-TRAILER ARTIC	SIX AXLE MULTI-TRAILER ARTIC	SEVEN OR MORE AXLE ARTIC
Mon 06-Mar-23														
00:00	0	0	0	0	0	0	0	0	0	0	0	0	0	0
01:00	0	0	0	0	0	0	0	0	0	0	0	0	0	0
02:00	0	0	0	0	0	0	0	0	0	0	0	0	0	0
03:00	0	0	0	0	0	0	0	0	0	0	0	0	0	0
04:00	0	0	0	0	0	0	0	0	0	0	0	0	0	0
05:00	1	0	1	0	0	0	0	0	0	0	0	0	0	0
06:00	0	0	0	0	0	0	0	0	0	0	0	0	0	0
07:00	1	0	1	0	0	0	0	0	0	0	0	0	0	0
08:00	4	0	4	0	0	0	0	0	0	0	0	0	0	0
09:00	2	0	1	1	0	0	0	0	0	0	0	0	0	0
10:00	1	0	0	1	0	0	0	0	0	0	0	0	0	0
11:00	1	0	1	0	0	0	0	0	0	0	0	0	0	0
12:00	2	0	2	0	0	0	0	0	0	0	0	0	0	0
13:00	6	0	4	1	0	0	1	0	0	0	0	0	0	0
14:00	3	0	3	0	0	0	0	0	0	0	0	0	0	0
15:00	7	0	6	0	0	0	1	0	0	0	0	0	0	0
16:00	5	1	2	1	0	0	1	0	0	0	0	0	0	0
17:00	6	0	4	2	0	0	0	0	0	0	0	0	0	0
18:00	2	0	2	0	0	0	0	0	0	0	0	0	0	0
19:00	0	0	0	0	0	0	0	0	0	0	0	0	0	0
20:00	0	0	0	0	0	0	0	0	0	0	0	0	0	0
21:00	2	0	2	0	0	0	0	0	0	0	0	0	0	0
22:00	2	0	2	0	0	0	0	0	0	0	0	0	0	0
23:00	0	0	0	0	0	0	0	0	0	0	0	0	0	0
12H,7-19	40	1	30	6	0	0	3	0	0	0	0	0	0	0
16H,6-22	42	1	32	6	0	0	3	0	0	0	0	0	0	0
18H,6-24	44	1	34	6	0	0	3	0	0	0	0	0	0	0
24H,0-24	45	1	35	6	0	0	3	0	0	0	0	0	0	0

TIME PERIOD	TOTAL VEHICLES	MOTOR-CYCLES	CARS OR CAR-BASED LGV	LIGHT GOODS VEHICLES	BUSES	TWO AXLE, SIX TYRE, RIGID/BUSES	THREE AXLE RIGID	FOUR OR MORE AXLE RIGID	FOUR OR LESS AXLE ARTIC	FIVE AXLE ARTIC	SIX OR MORE AXLE ARTIC	FIVE OR LESS AXLE MULTI-TRAILER ARTIC	SIX AXLE MULTI-TRAILER ARTIC	SEVEN OR MORE AXLE ARTIC
Tue 07-Mar-23														
00:00	1	0	0	1	0	0	0	0	0	0	0	0	0	0
01:00	0	0	0	0	0	0	0	0	0	0	0	0	0	0
02:00	0	0	0	0	0	0	0	0	0	0	0	0	0	0
03:00	0	0	0	0	0	0	0	0	0	0	0	0	0	0
04:00	0	0	0	0	0	0	0	0	0	0	0	0	0	0
05:00	0	0	0	0	0	0	0	0	0	0	0	0	0	0
06:00	0	0	0	0	0	0	0	0	0	0	0	0	0	0
07:00	4	0	3	0	0	0	1	0	0	0	0	0	0	0
08:00	2	0	2	0	0	0	0	0	0	0	0	0	0	0
09:00	6	0	5	1	0	0	0	0	0	0	0	0	0	0
10:00	0	0	0	0	0	0	0	0	0	0	0	0	0	0
11:00	4	0	4	0	0	0	0	0	0	0	0	0	0	0
12:00	3	0	3	0	0	0	0	0	0	0	0	0	0	0
13:00	1	0	1	0	0	0	0	0	0	0	0	0	0	0
14:00	1	0	1	0	0	0	0	0	0	0	0	0	0	0
15:00	9	0	5	3	0	0	1	0	0	0	0	0	0	0
16:00	9	1	4	3	0	0	1	0	0	0	0	0	0	0
17:00	0	0	0	0	0	0	0	0	0	0	0	0	0	0
18:00	2	0	2	0	0	0	0	0	0	0	0	0	0	0
19:00	3	0	2	0	0	0	1	0	0	0	0	0	0	0
20:00	1	1	0	0	0	0	0	0	0	0	0	0	0	0
21:00	0	0	0	0	0	0	0	0	0	0	0	0	0	0
22:00	0	0	0	0	0	0	0	0	0	0	0	0	0	0
23:00	0	0	0	0	0	0	0	0	0	0	0	0	0	0
12H,7-19	41	1	30	7	0	0	3	0	0	0	0	0	0	0
16H,6-22	45	2	32	7	0	0	4	0	0	0	0	0	0	0
18H,6-24	45	2	32	7	0	0	4	0	0	0	0	0	0	0
24H,0-24	46	2	32	8	0	0	4	0	0	0	0	0	0	0

TIME PERIOD	TOTAL VEHICLES	MOTOR-CYCLES	CARS OR CAR-BASED LGV	LIGHT GOODS VEHICLES	BUSES	TWO AXLE, SIX TYRE, RIGID/BUSES	THREE AXLE RIGID	FOUR OR MORE AXLE RIGID	FOUR OR LESS AXLE ARTIC	FIVE AXLE ARTIC	SIX OR MORE AXLE ARTIC	FIVE OR LESS AXLE MULTI-TRAILER ARTIC	SIX AXLE MULTI-TRAILER ARTIC	SEVEN OR MORE AXLE ARTIC	
Wed 08-Mar-23															
00:00	0	0	0	0	0	0	0	0	0	0	0	0	0	0	
01:00	0	0	0	0	0	0	0	0	0	0	0	0	0	0	
02:00	0	0	0	0	0	0	0	0	0	0	0	0	0	0	
03:00	0	0	0	0	0	0	0	0	0	0	0	0	0	0	
04:00	0	0	0	0	0	0	0	0	0	0	0	0	0	0	
05:00	1	0	1	0	0	0	0	0	0	0	0	0	0	0	
06:00	0	0	0	0	0	0	0	0	0	0	0	0	0	0	
07:00	2	0	2	0	0	0	0	0	0	0	0	0	0	0	
08:00	5	0	4	1	0	0	0	0	0	0	0	0	0	0	
09:00	3	0	1	2	0	0	0	0	0	0	0	0	0	0	
10:00	5	0	4	1	0	0	0	0	0	0	0	0	0	0	
11:00	1	0	0	1	0	0	0	0	0	0	0	0	0	0	
12:00	0	0	0	0	0	0	0	0	0	0	0	0	0	0	
13:00	5	1	2	1	0	0	0	0	0	0	0	1	0	0	
14:00	11	0	10	0	0	0	1	0	0	0	0	0	0	0	
15:00	6	0	5	1	0	0	0	0	0	0	0	0	0	0	
16:00	7	0	5	2	0	0	0	0	0	0	0	0	0	0	
17:00	2	0	1	1	0	0	0	0	0	0	0	0	0	0	
18:00	5	0	5	0	0	0	0	0	0	0	0	0	0	0	
19:00	1	0	1	0	0	0	0	0	0	0	0	0	0	0	
20:00	0	0	0	0	0	0	0	0	0	0	0	0	0	0	
21:00	2	0	2	0	0	0	0	0	0	0	0	0	0	0	
22:00	0	0	0	0	0	0	0	0	0	0	0	0	0	0	
23:00	0	0	0	0	0	0	0	0	0	0	0	0	0	0	
12H,7-19	52	1	39	10	0	0	1	0	0	0	0	1	0	0	
16H,6-22	55	1	42	10	0	0	1	0	0	0	0	1	0	0	
18H,6-24	55	1	42	10	0	0	1	0	0	0	0	1	0	0	
24H,0-24	56	1	43	10	0	0	1	0	0	0	0	1	0	0	

12092 BIDEFORD Site No: 12092006 Location Site 6 - Unnamed Rd, Woodtown
 Thu 02-Mar-23 to Wed 08-Mar-23 Channel: Northbound

TIME PERIOD	TOTAL VEHICLES	MOTOR-CYCLES	CARS OR CAR-BASED LGV	LIGHT GOODS VEHICLES	BUSES	TWO AXLE, SIX TYRE, RIGID/BUSES	THREE AXLE RIGID	FOUR OR MORE AXLE RIGID	FOUR OR LESS AXLE ARTIC	FIVE AXLE ARTIC	SIX OR MORE AXLE ARTIC	FIVE OR LESS AXLE MULTI-TRAILER ARTIC	SIX AXLE MULTI-TRAILER ARTIC	SEVEN OR MORE AXLE ARTIC	
Daily Totals															
Thu 02-Mar-23	54	1	45	6	0	0	1	0	1	0	0	0	0	0	
Fri 03-Mar-23	51	0	41	6	0	0	1	0	1	1	0	1	0	0	
Sat 04-Mar-23	23	5	15	2	0	0	1	0	0	0	0	0	0	0	
Sun 05-Mar-23	21	3	16	2	0	0	0	0	0	0	0	0	0	0	
Mon 06-Mar-23	45	1	35	6	0	0	3	0	0	0	0	0	0	0	
Tue 07-Mar-23	46	2	32	8	0	0	4	0	0	0	0	0	0	0	
Wed 08-Mar-23	56	1	43	10	0	0	1	0	0	0	0	1	0	0	
Total Vehicles															
[--]	296	13	227	40	0	0	11	0	2	1	0	2	0	0	



12092 BIDEFORD Site No: 12092006 Location Site 6 - Unnamed Rd, Woodtown
 Thu 02-Mar-23 to Wed 08-Mar-23 Channel: Northbound

TIME PERIOD	TOTAL VEHICLES	MOTOR-CYCLES	MOTOR-CYCLES%	CARS	CARS %	LGV	LGV %	HGV	HGV %	BUS	BUS %
Thu 02-Mar-23											
00:00	0	0	-	0	-	0	-	0	-	0	-
01:00	0	0	-	0	-	0	-	0	-	0	-
02:00	0	0	-	0	-	0	-	0	-	0	-
03:00	0	0	-	0	-	0	-	0	-	0	-
04:00	0	0	-	0	-	0	-	0	-	0	-
05:00	0	0	-	0	-	0	-	0	-	0	-
06:00	0	0	-	0	-	0	-	0	-	0	-
07:00	3	0	0.0	3	100.0	0	0.0	0	0.0	0	0.0
08:00	3	0	0.0	3	100.0	0	0.0	0	0.0	0	0.0
09:00	3	0	0.0	3	100.0	0	0.0	0	0.0	0	0.0
10:00	4	0	0.0	4	100.0	0	0.0	0	0.0	0	0.0
11:00	1	0	0.0	1	100.0	0	0.0	0	0.0	0	0.0
12:00	5	0	0.0	3	60.0	1	20.0	1	20.0	0	0.0
13:00	5	1	20.0	3	60.0	1	20.0	0	0.0	0	0.0
14:00	9	0	0.0	8	88.9	0	0.0	1	11.1	0	0.0
15:00	5	0	0.0	4	80.0	1	20.0	0	0.0	0	0.0
16:00	6	0	0.0	4	66.7	2	33.3	0	0.0	0	0.0
17:00	2	0	0.0	1	50.0	1	50.0	0	0.0	0	0.0
18:00	4	0	0.0	4	100.0	0	0.0	0	0.0	0	0.0
19:00	1	0	0.0	1	100.0	0	0.0	0	0.0	0	0.0
20:00	0	0	-	0	-	0	-	0	-	0	-
21:00	3	0	0.0	3	100.0	0	0.0	0	0.0	0	0.0
22:00	0	0	-	0	-	0	-	0	-	0	-
23:00	0	0	-	0	-	0	-	0	-	0	-
12H,7-19	50	1	2.0	41	82.0	6	12.0	2	4.0	0	0.0
16H,6-22	54	1	1.9	45	83.3	6	11.1	2	3.7	0	0.0
18H,6-24	54	1	1.9	45	83.3	6	11.1	2	3.7	0	0.0
24H,0-24	54	1	1.9	45	83.3	6	11.1	2	3.7	0	0.0

12092 BIDEFORD Site No: 12092006 Location Site 6 - Unnamed Rd, Woodtown
 Thu 02-Mar-23 to Wed 08-Mar-23 Channel: Northbound

TIME PERIOD	TOTAL VEHICLES	MOTOR-CYCLES	MOTOR-CYCLES%	CARS	CARS %	LGV	LGV %	HGV	HGV %	BUS	BUS %
Fri 03-Mar-23											
00:00	0	0	-	0	-	0	-	0	-	0	-
01:00	0	0	-	0	-	0	-	0	-	0	-
02:00	0	0	-	0	-	0	-	0	-	0	-
03:00	0	0	-	0	-	0	-	0	-	0	-
04:00	0	0	-	0	-	0	-	0	-	0	-
05:00	1	0	0.0	1	100.0	0	0.0	0	0.0	0	0.0
06:00	1	0	0.0	1	100.0	0	0.0	0	0.0	0	0.0
07:00	3	0	0.0	2	66.7	1	33.3	0	0.0	0	0.0
08:00	4	0	0.0	4	100.0	0	0.0	0	0.0	0	0.0
09:00	1	0	0.0	1	100.0	0	0.0	0	0.0	0	0.0
10:00	3	0	0.0	2	66.7	1	33.3	0	0.0	0	0.0
11:00	0	0	-	0	-	0	-	0	-	0	-
12:00	3	0	0.0	3	100.0	0	0.0	0	0.0	0	0.0
13:00	4	0	0.0	3	75.0	1	25.0	0	0.0	0	0.0
14:00	4	0	0.0	2	50.0	1	25.0	1	25.0	0	0.0
15:00	10	0	0.0	9	90.0	0	0.0	1	10.0	0	0.0
16:00	7	0	0.0	4	57.1	2	28.6	1	14.3	0	0.0
17:00	7	0	0.0	6	85.7	0	0.0	1	14.3	0	0.0
18:00	1	0	0.0	1	100.0	0	0.0	0	0.0	0	0.0
19:00	0	0	-	0	-	0	-	0	-	0	-
20:00	0	0	-	0	-	0	-	0	-	0	-
21:00	0	0	-	0	-	0	-	0	-	0	-
22:00	2	0	0.0	2	100.0	0	0.0	0	0.0	0	0.0
23:00	0	0	-	0	-	0	-	0	-	0	-
12H,7-19	47	0	0.0	37	78.7	6	12.8	4	8.5	0	0.0
16H,6-22	48	0	0.0	38	79.2	6	12.5	4	8.3	0	0.0
18H,6-24	50	0	0.0	40	80.0	6	12.0	4	8.0	0	0.0
24H,0-24	51	0	0.0	41	80.4	6	11.8	4	7.8	0	0.0

12092 BIDEFORD Site No: 12092006 Location Site 6 - Unnamed Rd, Woodtown
 Thu 02-Mar-23 to Wed 08-Mar-23 Channel: Northbound

TIME PERIOD	TOTAL VEHICLES	MOTOR-CYCLES	MOTOR-CYCLES%	CARS	CARS %	LGV	LGV %	HGV	HGV %	BUS	BUS %
Sat 04-Mar-23											
00:00	0	0	-	0	-	0	-	0	-	0	-
01:00	0	0	-	0	-	0	-	0	-	0	-
02:00	0	0	-	0	-	0	-	0	-	0	-
03:00	2	0	0.0	2	100.0	0	0.0	0	0.0	0	0.0
04:00	0	0	-	0	-	0	-	0	-	0	-
05:00	1	0	0.0	1	100.0	0	0.0	0	0.0	0	0.0
06:00	0	0	-	0	-	0	-	0	-	0	-
07:00	0	0	-	0	-	0	-	0	-	0	-
08:00	0	0	-	0	-	0	-	0	-	0	-
09:00	3	0	0.0	3	100.0	0	0.0	0	0.0	0	0.0
10:00	1	1	100.0	0	0.0	0	0.0	0	0.0	0	0.0
11:00	3	0	0.0	1	33.3	1	33.3	1	33.3	0	0.0
12:00	0	0	-	0	-	0	-	0	-	0	-
13:00	0	0	-	0	-	0	-	0	-	0	-
14:00	4	0	0.0	4	100.0	0	0.0	0	0.0	0	0.0
15:00	2	1	50.0	0	0.0	1	50.0	0	0.0	0	0.0
16:00	4	2	50.0	2	50.0	0	0.0	0	0.0	0	0.0
17:00	1	0	0.0	1	100.0	0	0.0	0	0.0	0	0.0
18:00	0	0	-	0	-	0	-	0	-	0	-
19:00	0	0	-	0	-	0	-	0	-	0	-
20:00	2	1	50.0	1	50.0	0	0.0	0	0.0	0	0.0
21:00	0	0	-	0	-	0	-	0	-	0	-
22:00	0	0	-	0	-	0	-	0	-	0	-
23:00	0	0	-	0	-	0	-	0	-	0	-
12H,7-19	18	4	22.2	11	61.1	2	11.1	1	5.6	0	0.0
16H,6-22	20	5	25.0	12	60.0	2	10.0	1	5.0	0	0.0
18H,6-24	20	5	25.0	12	60.0	2	10.0	1	5.0	0	0.0
24H,0-24	23	5	21.7	15	65.2	2	8.7	1	4.4	0	0.0

12092 BIDEFORD Site No: 12092006 Location Site 6 - Unnamed Rd, Woodtown
 Thu 02-Mar-23 to Wed 08-Mar-23 Channel: Northbound

TIME PERIOD	TOTAL VEHICLES	MOTOR-CYCLES	MOTOR-CYCLES%	CARS	CARS %	LGV	LGV %	HGV	HGV %	BUS	BUS %
Sun 05-Mar-23											
00:00	0	0	-	0	-	0	-	0	-	0	-
01:00	0	0	-	0	-	0	-	0	-	0	-
02:00	0	0	-	0	-	0	-	0	-	0	-
03:00	0	0	-	0	-	0	-	0	-	0	-
04:00	0	0	-	0	-	0	-	0	-	0	-
05:00	1	0	0.0	1	100.0	0	0.0	0	0.0	0	0.0
06:00	0	0	-	0	-	0	-	0	-	0	-
07:00	0	0	-	0	-	0	-	0	-	0	-
08:00	1	0	0.0	1	100.0	0	0.0	0	0.0	0	0.0
09:00	2	0	0.0	2	100.0	0	0.0	0	0.0	0	0.0
10:00	1	0	0.0	1	100.0	0	0.0	0	0.0	0	0.0
11:00	2	0	0.0	1	50.0	1	50.0	0	0.0	0	0.0
12:00	5	2	40.0	3	60.0	0	0.0	0	0.0	0	0.0
13:00	1	0	0.0	1	100.0	0	0.0	0	0.0	0	0.0
14:00	4	0	0.0	4	100.0	0	0.0	0	0.0	0	0.0
15:00	3	1	33.3	2	66.7	0	0.0	0	0.0	0	0.0
16:00	0	0	-	0	-	0	-	0	-	0	-
17:00	1	0	0.0	0	0.0	1	100.0	0	0.0	0	0.0
18:00	0	0	-	0	-	0	-	0	-	0	-
19:00	0	0	-	0	-	0	-	0	-	0	-
20:00	0	0	-	0	-	0	-	0	-	0	-
21:00	0	0	-	0	-	0	-	0	-	0	-
22:00	0	0	-	0	-	0	-	0	-	0	-
23:00	0	0	-	0	-	0	-	0	-	0	-
12H,7-19	20	3	15.0	15	75.0	2	10.0	0	0.0	0	0.0
16H,6-22	20	3	15.0	15	75.0	2	10.0	0	0.0	0	0.0
18H,6-24	20	3	15.0	15	75.0	2	10.0	0	0.0	0	0.0
24H,0-24	21	3	14.3	16	76.2	2	9.5	0	0.0	0	0.0

TIME PERIOD	TOTAL VEHICLES	MOTOR-CYCLES	MOTOR-CYCLES%	CARS	CARS %	LGV	LGV %	HGV	HGV %	BUS	BUS %
Mon 06-Mar-23											
00:00	0	0	-	0	-	0	-	0	-	0	-
01:00	0	0	-	0	-	0	-	0	-	0	-
02:00	0	0	-	0	-	0	-	0	-	0	-
03:00	0	0	-	0	-	0	-	0	-	0	-
04:00	0	0	-	0	-	0	-	0	-	0	-
05:00	1	0	0.0	1	100.0	0	0.0	0	0.0	0	0.0
06:00	0	0	-	0	-	0	-	0	-	0	-
07:00	1	0	0.0	1	100.0	0	0.0	0	0.0	0	0.0
08:00	4	0	0.0	4	100.0	0	0.0	0	0.0	0	0.0
09:00	2	0	0.0	1	50.0	1	50.0	0	0.0	0	0.0
10:00	1	0	0.0	0	0.0	1	100.0	0	0.0	0	0.0
11:00	1	0	0.0	1	100.0	0	0.0	0	0.0	0	0.0
12:00	2	0	0.0	2	100.0	0	0.0	0	0.0	0	0.0
13:00	6	0	0.0	4	66.7	1	16.7	1	16.7	0	0.0
14:00	3	0	0.0	3	100.0	0	0.0	0	0.0	0	0.0
15:00	7	0	0.0	6	85.7	0	0.0	1	14.3	0	0.0
16:00	5	1	20.0	2	40.0	1	20.0	1	20.0	0	0.0
17:00	6	0	0.0	4	66.7	2	33.3	0	0.0	0	0.0
18:00	2	0	0.0	2	100.0	0	0.0	0	0.0	0	0.0
19:00	0	0	-	0	-	0	-	0	-	0	-
20:00	0	0	-	0	-	0	-	0	-	0	-
21:00	2	0	0.0	2	100.0	0	0.0	0	0.0	0	0.0
22:00	2	0	0.0	2	100.0	0	0.0	0	0.0	0	0.0
23:00	0	0	-	0	-	0	-	0	-	0	-
12H,7-19	40	1	2.5	30	75.0	6	15.0	3	7.5	0	0.0
16H,6-22	42	1	2.4	32	76.2	6	14.3	3	7.1	0	0.0
18H,6-24	44	1	2.3	34	77.3	6	13.6	3	6.8	0	0.0
24H,0-24	45	1	2.2	35	77.8	6	13.3	3	6.7	0	0.0

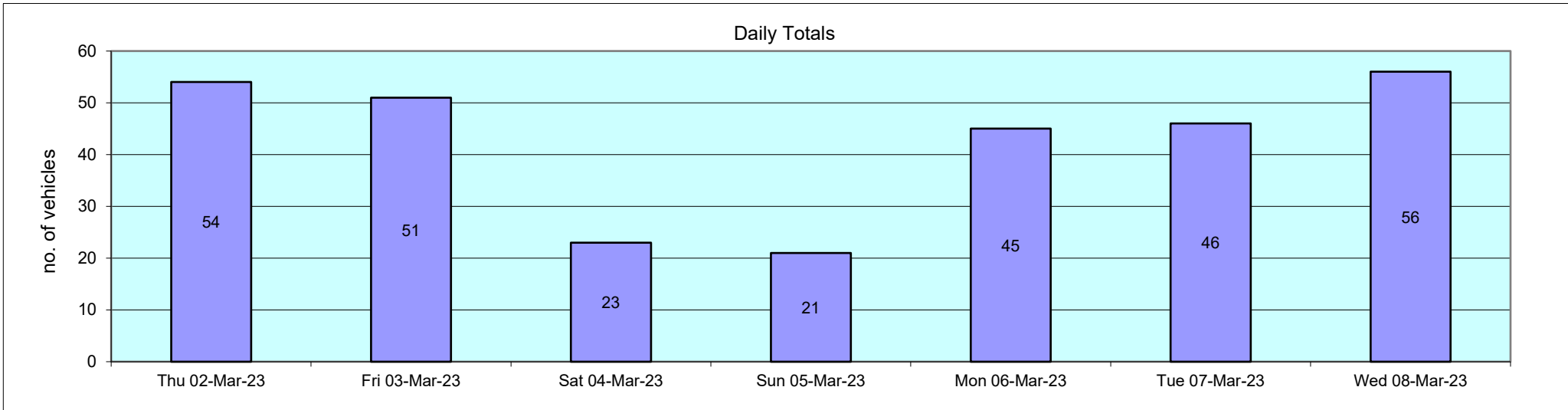
TIME PERIOD	TOTAL VEHICLES	MOTOR-CYCLES	MOTOR-CYCLES%	CARS	CARS %	LGV	LGV %	HGV	HGV %	BUS	BUS %
Tue 07-Mar-23											
00:00	1	0	0.0	0	0.0	1	100.0	0	0.0	0	0.0
01:00	0	0	-	0	-	0	-	0	-	0	-
02:00	0	0	-	0	-	0	-	0	-	0	-
03:00	0	0	-	0	-	0	-	0	-	0	-
04:00	0	0	-	0	-	0	-	0	-	0	-
05:00	0	0	-	0	-	0	-	0	-	0	-
06:00	0	0	-	0	-	0	-	0	-	0	-
07:00	4	0	0.0	3	75.0	0	0.0	1	25.0	0	0.0
08:00	2	0	0.0	2	100.0	0	0.0	0	0.0	0	0.0
09:00	6	0	0.0	5	83.3	1	16.7	0	0.0	0	0.0
10:00	0	0	-	0	-	0	-	0	-	0	-
11:00	4	0	0.0	4	100.0	0	0.0	0	0.0	0	0.0
12:00	3	0	0.0	3	100.0	0	0.0	0	0.0	0	0.0
13:00	1	0	0.0	1	100.0	0	0.0	0	0.0	0	0.0
14:00	1	0	0.0	1	100.0	0	0.0	0	0.0	0	0.0
15:00	9	0	0.0	5	55.6	3	33.3	1	11.1	0	0.0
16:00	9	1	11.1	4	44.4	3	33.3	1	11.1	0	0.0
17:00	0	0	-	0	-	0	-	0	-	0	-
18:00	2	0	0.0	2	100.0	0	0.0	0	0.0	0	0.0
19:00	3	0	0.0	2	66.7	0	0.0	1	33.3	0	0.0
20:00	1	1	100.0	0	0.0	0	0.0	0	0.0	0	0.0
21:00	0	0	-	0	-	0	-	0	-	0	-
22:00	0	0	-	0	-	0	-	0	-	0	-
23:00	0	0	-	0	-	0	-	0	-	0	-
12H,7-19	41	1	2.4	30	73.2	7	17.1	3	7.3	0	0.0
16H,6-22	45	2	4.4	32	71.1	7	15.6	4	8.9	0	0.0
18H,6-24	45	2	4.4	32	71.1	7	15.6	4	8.9	0	0.0
24H,0-24	46	2	4.4	32	69.6	8	17.4	4	8.7	0	0.0

12092 BIDEFORD Site No: 12092006 Location Site 6 - Unnamed Rd, Woodtown
 Thu 02-Mar-23 to Wed 08-Mar-23 Channel: Northbound

TIME PERIOD	TOTAL VEHICLES	MOTOR-CYCLES	MOTOR-CYCLES%	CARS	CARS %	LGV	LGV %	HGV	HGV %	BUS	BUS %
Wed 08-Mar-23											
00:00	0	0	-	0	-	0	-	0	-	0	-
01:00	0	0	-	0	-	0	-	0	-	0	-
02:00	0	0	-	0	-	0	-	0	-	0	-
03:00	0	0	-	0	-	0	-	0	-	0	-
04:00	0	0	-	0	-	0	-	0	-	0	-
05:00	1	0	0.0	1	100.0	0	0.0	0	0.0	0	0.0
06:00	0	0	-	0	-	0	-	0	-	0	-
07:00	2	0	0.0	2	100.0	0	0.0	0	0.0	0	0.0
08:00	5	0	0.0	4	80.0	1	20.0	0	0.0	0	0.0
09:00	3	0	0.0	1	33.3	2	66.7	0	0.0	0	0.0
10:00	5	0	0.0	4	80.0	1	20.0	0	0.0	0	0.0
11:00	1	0	0.0	0	0.0	1	100.0	0	0.0	0	0.0
12:00	0	0	-	0	-	0	-	0	-	0	-
13:00	5	1	20.0	2	40.0	1	20.0	1	20.0	0	0.0
14:00	11	0	0.0	10	90.9	0	0.0	1	9.1	0	0.0
15:00	6	0	0.0	5	83.3	1	16.7	0	0.0	0	0.0
16:00	7	0	0.0	5	71.4	2	28.6	0	0.0	0	0.0
17:00	2	0	0.0	1	50.0	1	50.0	0	0.0	0	0.0
18:00	5	0	0.0	5	100.0	0	0.0	0	0.0	0	0.0
19:00	1	0	0.0	1	100.0	0	0.0	0	0.0	0	0.0
20:00	0	0	-	0	-	0	-	0	-	0	-
21:00	2	0	0.0	2	100.0	0	0.0	0	0.0	0	0.0
22:00	0	0	-	0	-	0	-	0	-	0	-
23:00	0	0	-	0	-	0	-	0	-	0	-
12H,7-19	52	1	1.9	39	75.0	10	19.2	2	3.9	0	0.0
16H,6-22	55	1	1.8	42	76.4	10	18.2	2	3.6	0	0.0
18H,6-24	55	1	1.8	42	76.4	10	18.2	2	3.6	0	0.0
24H,0-24	56	1	1.8	43	76.8	10	17.9	2	3.6	0	0.0

12092 BIDEFORD Site No: 12092006 Location Site 6 - Unnamed Rd, Woodtown
 Thu 02-Mar-23 to Wed 08-Mar-23 Channel: Northbound

TIME PERIOD	TOTAL VEHICLES	MOTOR-CYCLES	MOTOR-CYCLES%	CARS	CARS %	LGV	LGV %	HGV	HGV %	BUS	BUS %
Daily Totals											
Thu 02-Mar-23	54	1	1.9	45	83.3	6	11.1	2	3.7	0	0.0
Fri 03-Mar-23	51	0	0.0	41	80.4	6	11.8	4	7.8	0	0.0
Sat 04-Mar-23	23	5	21.7	15	65.2	2	8.7	1	4.4	0	0.0
Sun 05-Mar-23	21	3	14.3	16	76.2	2	9.5	0	0.0	0	0.0
Mon 06-Mar-23	45	1	2.2	35	77.8	6	13.3	3	6.7	0	0.0
Tue 07-Mar-23	46	2	4.4	32	69.6	8	17.4	4	8.7	0	0.0
Wed 08-Mar-23	56	1	1.8	43	76.8	10	17.9	2	3.6	0	0.0
Total Vehicles											
[--]	296	13	6.6	227	75.6	40	12.8	16	5.0	0	0.0



12092 BIDEFORD Site No: 12092006 Location Site 6 - Unnamed Rd, Woodtown
 Thu 02-Mar-23 to Wed 08-Mar-23 Channel: Northbound

Time Period	Total Vehicles	85%ile Speed	Mean Speed	Stand Dev.	<11Mph	11-<21	21-<31	31-<41	41-<46	46-<51	51-<56	56-<61	61-<66	66-<71	71-<76	=>76
Thu 02-Mar-23																
00:00	0	-	-	-	0	0	0	0	0	0	0	0	0	0	0	0
01:00	0	-	-	-	0	0	0	0	0	0	0	0	0	0	0	0
02:00	0	-	-	-	0	0	0	0	0	0	0	0	0	0	0	0
03:00	0	-	-	-	0	0	0	0	0	0	0	0	0	0	0	0
04:00	0	-	-	-	0	0	0	0	0	0	0	0	0	0	0	0
05:00	0	-	-	-	0	0	0	0	0	0	0	0	0	0	0	0
06:00	0	-	-	-	0	0	0	0	0	0	0	0	0	0	0	0
07:00	3	-	36	3.3	0	0	0	3	0	0	0	0	0	0	0	0
08:00	3	-	43.5	13.2	0	0	0	2	0	0	0	1	0	0	0	0
09:00	3	-	32.7	6.3	0	0	1	2	0	0	0	0	0	0	0	0
10:00	4	-	31	6.5	0	0	2	2	0	0	0	0	0	0	0	0
11:00	1	-	36	-	0	0	0	1	0	0	0	0	0	0	0	0
12:00	5	-	28	5.3	0	0	4	1	0	0	0	0	0	0	0	0
13:00	5	-	24	5.3	0	1	4	0	0	0	0	0	0	0	0	0
14:00	9	-	27.1	4.4	0	0	8	1	0	0	0	0	0	0	0	0
15:00	5	-	24	5.3	0	1	4	0	0	0	0	0	0	0	0	0
16:00	6	-	31.8	12.9	0	2	0	2	2	0	0	0	0	0	0	0
17:00	2	-	21	7.1	0	1	1	0	0	0	0	0	0	0	0	0
18:00	4	-	34.1	10.9	0	0	2	1	0	1	0	0	0	0	0	0
19:00	1	-	48.5	-	0	0	0	0	0	1	0	0	0	0	0	0
20:00	0	-	-	-	0	0	0	0	0	0	0	0	0	0	0	0
21:00	3	-	36	3.3	0	0	0	3	0	0	0	0	0	0	0	0
22:00	0	-	-	-	0	0	0	0	0	0	0	0	0	0	0	0
23:00	0	-	-	-	0	0	0	0	0	0	0	0	0	0	0	0
12H,7-19	50	38.3	29.8	8.8	0	5	26	15	2	1	0	1	0	0	0	0
16H,6-22	54	39	30.5	9	0	5	26	18	2	2	0	1	0	0	0	0
18H,6-24	54	39	30.5	9	0	5	26	18	2	2	0	1	0	0	0	0
24H,0-24	54	39	30.5	9	0	5	26	18	2	2	0	1	0	0	0	0

Time Period	Total Vehicles	85%ile Speed	Mean Speed	Stand Dev.	<11Mph	11-<21	21-<31	31-<41	41-<46	46-<51	51-<56	56-<61	61-<66	66-<71	71-<76	=>76
Fri 03-Mar-23																
00:00	0	-	-	-	0	0	0	0	0	0	0	0	0	0	0	0
01:00	0	-	-	-	0	0	0	0	0	0	0	0	0	0	0	0
02:00	0	-	-	-	0	0	0	0	0	0	0	0	0	0	0	0
03:00	0	-	-	-	0	0	0	0	0	0	0	0	0	0	0	0
04:00	0	-	-	-	0	0	0	0	0	0	0	0	0	0	0	0
05:00	1	-	36	-	0	0	0	1	0	0	0	0	0	0	0	0
06:00	1	-	36	-	0	0	0	1	0	0	0	0	0	0	0	0
07:00	3	-	36	3.3	0	0	0	3	0	0	0	0	0	0	0	0
08:00	4	-	36	3.2	0	0	0	4	0	0	0	0	0	0	0	0
09:00	1	-	36	-	0	0	0	1	0	0	0	0	0	0	0	0
10:00	3	-	35.2	8.8	0	0	1	1	1	0	0	0	0	0	0	0
11:00	0	-	-	-	0	0	0	0	0	0	0	0	0	0	0	0
12:00	3	-	42.7	6.3	0	0	0	1	1	1	0	0	0	0	0	0
13:00	4	-	34.1	10.9	0	0	2	1	0	1	0	0	0	0	0	0
14:00	4	-	28.5	9.8	0	1	1	2	0	0	0	0	0	0	0	0
15:00	10	29.8	26	5.4	0	1	8	1	0	0	0	0	0	0	0	0
16:00	7	-	27.1	10.3	0	2	3	1	1	0	0	0	0	0	0	0
17:00	7	-	26	3.1	0	0	7	0	0	0	0	0	0	0	0	0
18:00	1	-	26	-	0	0	1	0	0	0	0	0	0	0	0	0
19:00	0	-	-	-	0	0	0	0	0	0	0	0	0	0	0	0
20:00	0	-	-	-	0	0	0	0	0	0	0	0	0	0	0	0
21:00	0	-	-	-	0	0	0	0	0	0	0	0	0	0	0	0
22:00	2	-	26	3.5	0	0	2	0	0	0	0	0	0	0	0	0
23:00	0	-	-	-	0	0	0	0	0	0	0	0	0	0	0	0
12H,7-19	47	39.3	30.4	8.4	0	4	23	15	3	2	0	0	0	0	0	0
16H,6-22	48	39.3	30.5	8.4	0	4	23	16	3	2	0	0	0	0	0	0
18H,6-24	50	39.1	30.4	8.3	0	4	25	16	3	2	0	0	0	0	0	0
24H,0-24	51	39.1	30.5	8.3	0	4	25	17	3	2	0	0	0	0	0	0

12092 BIDEFORD Site No: 12092006 Location Site 6 - Unnamed Rd, Woodtown
 Thu 02-Mar-23 to Wed 08-Mar-23 Channel: Northbound

Time Period	Total Vehicles	85%ile Speed	Mean Speed	Stand Dev.	<11Mph	11-<21	21-<31	31-<41	41-<46	46-<51	51-<56	56-<61	61-<66	66-<71	71-<76	=>76
Sat 04-Mar-23																
00:00	0	-	-	-	0	0	0	0	0	0	0	0	0	0	0	0
01:00	0	-	-	-	0	0	0	0	0	0	0	0	0	0	0	0
02:00	0	-	-	-	0	0	0	0	0	0	0	0	0	0	0	0
03:00	2	-	36	3.5	0	0	0	2	0	0	0	0	0	0	0	0
04:00	0	-	-	-	0	0	0	0	0	0	0	0	0	0	0	0
05:00	1	-	36	-	0	0	0	1	0	0	0	0	0	0	0	0
06:00	0	-	-	-	0	0	0	0	0	0	0	0	0	0	0	0
07:00	0	-	-	-	0	0	0	0	0	0	0	0	0	0	0	0
08:00	0	-	-	-	0	0	0	0	0	0	0	0	0	0	0	0
09:00	3	-	35.2	8.8	0	0	1	1	1	0	0	0	0	0	0	0
10:00	1	-	73.5	-	0	0	0	0	0	0	0	0	0	0	1	0
11:00	3	-	35.2	8.8	0	0	1	1	1	0	0	0	0	0	0	0
12:00	0	-	-	-	0	0	0	0	0	0	0	0	0	0	0	0
13:00	0	-	-	-	0	0	0	0	0	0	0	0	0	0	0	0
14:00	4	-	33.5	5.7	0	0	1	3	0	0	0	0	0	0	0	0
15:00	2	-	26	3.5	0	0	2	0	0	0	0	0	0	0	0	0
16:00	4	-	26	11.9	0	2	0	2	0	0	0	0	0	0	0	0
17:00	1	-	36	-	0	0	0	1	0	0	0	0	0	0	0	0
18:00	0	-	-	-	0	0	0	0	0	0	0	0	0	0	0	0
19:00	0	-	-	-	0	0	0	0	0	0	0	0	0	0	0	0
20:00	2	-	31	7.1	0	0	1	1	0	0	0	0	0	0	0	0
21:00	0	-	-	-	0	0	0	0	0	0	0	0	0	0	0	0
22:00	0	-	-	-	0	0	0	0	0	0	0	0	0	0	0	0
23:00	0	-	-	-	0	0	0	0	0	0	0	0	0	0	0	0
12H,7-19	18	40.5	33.9	13	0	2	5	8	2	0	0	0	0	0	1	0
16H,6-22	20	39.8	33.6	12.4	0	2	6	9	2	0	0	0	0	0	1	0
18H,6-24	20	39.8	33.6	12.4	0	2	6	9	2	0	0	0	0	0	1	0
24H,0-24	23	40.2	33.9	11.6	0	2	6	12	2	0	0	0	0	0	1	0

12092 BIDEFORD Site No: 12092006 Location Site 6 - Unnamed Rd, Woodtown
 Thu 02-Mar-23 to Wed 08-Mar-23 Channel: Northbound

Time Period	Total Vehicles	85%ile Speed	Mean Speed	Stand Dev.	<11Mph	11-<21	21-<31	31-<41	41-<46	46-<51	51-<56	56-<61	61-<66	66-<71	71-<76	=>76
Sun 05-Mar-23																
00:00	0	-	-	-	0	0	0	0	0	0	0	0	0	0	0	0
01:00	0	-	-	-	0	0	0	0	0	0	0	0	0	0	0	0
02:00	0	-	-	-	0	0	0	0	0	0	0	0	0	0	0	0
03:00	0	-	-	-	0	0	0	0	0	0	0	0	0	0	0	0
04:00	0	-	-	-	0	0	0	0	0	0	0	0	0	0	0	0
05:00	1	-	36	-	0	0	0	1	0	0	0	0	0	0	0	0
06:00	0	-	-	-	0	0	0	0	0	0	0	0	0	0	0	0
07:00	0	-	-	-	0	0	0	0	0	0	0	0	0	0	0	0
08:00	1	-	36	-	0	0	0	1	0	0	0	0	0	0	0	0
09:00	2	-	36	3.5	0	0	0	2	0	0	0	0	0	0	0	0
10:00	1	-	26	-	0	0	1	0	0	0	0	0	0	0	0	0
11:00	2	-	21	7.1	0	1	1	0	0	0	0	0	0	0	0	0
12:00	5	-	29.5	10.7	0	1	2	1	1	0	0	0	0	0	0	0
13:00	1	-	43.5	-	0	0	0	0	1	0	0	0	0	0	0	0
14:00	4	-	37.9	4.6	0	0	0	3	1	0	0	0	0	0	0	0
15:00	3	-	26	10	0	1	1	1	0	0	0	0	0	0	0	0
16:00	0	-	-	-	0	0	0	0	0	0	0	0	0	0	0	0
17:00	1	-	36	-	0	0	0	1	0	0	0	0	0	0	0	0
18:00	0	-	-	-	0	0	0	0	0	0	0	0	0	0	0	0
19:00	0	-	-	-	0	0	0	0	0	0	0	0	0	0	0	0
20:00	0	-	-	-	0	0	0	0	0	0	0	0	0	0	0	0
21:00	0	-	-	-	0	0	0	0	0	0	0	0	0	0	0	0
22:00	0	-	-	-	0	0	0	0	0	0	0	0	0	0	0	0
23:00	0	-	-	-	0	0	0	0	0	0	0	0	0	0	0	0
12H,7-19	20	40.2	31.6	9.3	0	3	5	9	3	0	0	0	0	0	0	0
16H,6-22	20	40.2	31.6	9.3	0	3	5	9	3	0	0	0	0	0	0	0
18H,6-24	20	40.2	31.6	9.3	0	3	5	9	3	0	0	0	0	0	0	0
24H,0-24	21	40.4	31.8	9.1	0	3	5	10	3	0	0	0	0	0	0	0

12092 BIDEFORD Site No: 12092006 Location Site 6 - Unnamed Rd, Woodtown
 Thu 02-Mar-23 to Wed 08-Mar-23 Channel: Northbound

Time Period	Total Vehicles	85%ile Speed	Mean Speed	Stand Dev.	<11Mph	11-<21	21-<31	31-<41	41-<46	46-<51	51-<56	56-<61	61-<66	66-<71	71-<76	=>76
Mon 06-Mar-23																
00:00	0	-	-	-	0	0	0	0	0	0	0	0	0	0	0	0
01:00	0	-	-	-	0	0	0	0	0	0	0	0	0	0	0	0
02:00	0	-	-	-	0	0	0	0	0	0	0	0	0	0	0	0
03:00	0	-	-	-	0	0	0	0	0	0	0	0	0	0	0	0
04:00	0	-	-	-	0	0	0	0	0	0	0	0	0	0	0	0
05:00	1	-	43.5	-	0	0	0	0	1	0	0	0	0	0	0	0
06:00	0	-	-	-	0	0	0	0	0	0	0	0	0	0	0	0
07:00	1	-	43.5	-	0	0	0	0	1	0	0	0	0	0	0	0
08:00	4	-	36	3.2	0	0	0	4	0	0	0	0	0	0	0	0
09:00	2	-	31	7.1	0	0	1	1	0	0	0	0	0	0	0	0
10:00	1	-	36	-	0	0	0	1	0	0	0	0	0	0	0	0
11:00	1	-	36	-	0	0	0	1	0	0	0	0	0	0	0	0
12:00	2	-	31	7.1	0	0	1	1	0	0	0	0	0	0	0	0
13:00	6	-	34.3	5	0	0	1	5	0	0	0	0	0	0	0	0
14:00	3	-	35.2	8.8	0	0	1	1	1	0	0	0	0	0	0	0
15:00	7	-	29.9	9.4	0	1	3	2	1	0	0	0	0	0	0	0
16:00	5	-	33	11.9	0	1	1	1	2	0	0	0	0	0	0	0
17:00	6	-	31	6.2	0	0	3	3	0	0	0	0	0	0	0	0
18:00	2	-	31	7.1	0	0	1	1	0	0	0	0	0	0	0	0
19:00	0	-	-	-	0	0	0	0	0	0	0	0	0	0	0	0
20:00	0	-	-	-	0	0	0	0	0	0	0	0	0	0	0	0
21:00	2	-	36	3.5	0	0	0	2	0	0	0	0	0	0	0	0
22:00	2	-	36	3.5	0	0	0	2	0	0	0	0	0	0	0	0
23:00	0	-	-	-	0	0	0	0	0	0	0	0	0	0	0	0
12H,7-19	40	40.3	32.9	7.5	0	2	12	21	5	0	0	0	0	0	0	0
16H,6-22	42	40.2	33.1	7.4	0	2	12	23	5	0	0	0	0	0	0	0
18H,6-24	44	40.2	33.2	7.3	0	2	12	25	5	0	0	0	0	0	0	0
24H,0-24	45	40.5	33.4	7.3	0	2	12	25	6	0	0	0	0	0	0	0

12092 BIDEFORD Site No: 12092006 Location Site 6 - Unnamed Rd, Woodtown
 Thu 02-Mar-23 to Wed 08-Mar-23 Channel: Northbound

Time Period	Total Vehicles	85%ile Speed	Mean Speed	Stand Dev.	<11Mph	11-<21	21-<31	31-<41	41-<46	46-<51	51-<56	56-<61	61-<66	66-<71	71-<76	=>76
Tue 07-Mar-23																
00:00	1	-	43.5	-	0	0	0	0	1	0	0	0	0	0	0	0
01:00	0	-	-	-	0	0	0	0	0	0	0	0	0	0	0	0
02:00	0	-	-	-	0	0	0	0	0	0	0	0	0	0	0	0
03:00	0	-	-	-	0	0	0	0	0	0	0	0	0	0	0	0
04:00	0	-	-	-	0	0	0	0	0	0	0	0	0	0	0	0
05:00	0	-	-	-	0	0	0	0	0	0	0	0	0	0	0	0
06:00	0	-	-	-	0	0	0	0	0	0	0	0	0	0	0	0
07:00	4	-	37.9	4.6	0	0	0	3	1	0	0	0	0	0	0	0
08:00	2	-	31	7.1	0	0	1	1	0	0	0	0	0	0	0	0
09:00	6	-	35.6	6.1	0	0	1	4	1	0	0	0	0	0	0	0
10:00	0	-	-	-	0	0	0	0	0	0	0	0	0	0	0	0
11:00	4	-	33.5	5.7	0	0	1	3	0	0	0	0	0	0	0	0
12:00	3	-	32.7	6.3	0	0	1	2	0	0	0	0	0	0	0	0
13:00	1	-	36	-	0	0	0	1	0	0	0	0	0	0	0	0
14:00	1	-	43.5	-	0	0	0	0	1	0	0	0	0	0	0	0
15:00	9	-	34.6	6.1	0	0	2	6	1	0	0	0	0	0	0	0
16:00	9	-	31.6	6.1	0	0	4	5	0	0	0	0	0	0	0	0
17:00	0	-	-	-	0	0	0	0	0	0	0	0	0	0	0	0
18:00	2	-	31	7.1	0	0	1	1	0	0	0	0	0	0	0	0
19:00	3	-	32.7	6.3	0	0	1	2	0	0	0	0	0	0	0	0
20:00	1	-	36	-	0	0	0	1	0	0	0	0	0	0	0	0
21:00	0	-	-	-	0	0	0	0	0	0	0	0	0	0	0	0
22:00	0	-	-	-	0	0	0	0	0	0	0	0	0	0	0	0
23:00	0	-	-	-	0	0	0	0	0	0	0	0	0	0	0	0
12H,7-19	41	40	34	6.1	0	0	11	26	4	0	0	0	0	0	0	0
16H,6-22	45	39.9	34	6	0	0	12	29	4	0	0	0	0	0	0	0
18H,6-24	45	39.9	34	6	0	0	12	29	4	0	0	0	0	0	0	0
24H,0-24	46	40.2	34.2	6.1	0	0	12	29	5	0	0	0	0	0	0	0

Time Period	Total Vehicles	85%ile Speed	Mean Speed	Stand Dev.	<11Mph	11-<21	21-<31	31-<41	41-<46	46-<51	51-<56	56-<61	61-<66	66-<71	71-<76	=>76
Wed 08-Mar-23																
00:00	0	-	-	-	0	0	0	0	0	0	0	0	0	0	0	0
01:00	0	-	-	-	0	0	0	0	0	0	0	0	0	0	0	0
02:00	0	-	-	-	0	0	0	0	0	0	0	0	0	0	0	0
03:00	0	-	-	-	0	0	0	0	0	0	0	0	0	0	0	0
04:00	0	-	-	-	0	0	0	0	0	0	0	0	0	0	0	0
05:00	1	-	36	-	0	0	0	1	0	0	0	0	0	0	0	0
06:00	0	-	-	-	0	0	0	0	0	0	0	0	0	0	0	0
07:00	2	-	39.8	5.3	0	0	0	1	1	0	0	0	0	0	0	0
08:00	5	-	36	3.2	0	0	0	5	0	0	0	0	0	0	0	0
09:00	3	-	36	3.3	0	0	0	3	0	0	0	0	0	0	0	0
10:00	5	-	32	6.2	0	0	2	3	0	0	0	0	0	0	0	0
11:00	1	-	43.5	-	0	0	0	0	1	0	0	0	0	0	0	0
12:00	0	-	-	-	0	0	0	0	0	0	0	0	0	0	0	0
13:00	5	-	24	5.3	0	1	4	0	0	0	0	0	0	0	0	0
14:00	11	29.9	26.9	4.2	0	0	10	1	0	0	0	0	0	0	0	0
15:00	6	-	24.3	5	0	1	5	0	0	0	0	0	0	0	0	0
16:00	7	-	29.6	13.3	0	3	0	2	2	0	0	0	0	0	0	0
17:00	2	-	21	7.1	0	1	1	0	0	0	0	0	0	0	0	0
18:00	5	-	32.5	10.2	0	0	3	1	0	1	0	0	0	0	0	0
19:00	1	-	48.5	-	0	0	0	0	0	1	0	0	0	0	0	0
20:00	0	-	-	-	0	0	0	0	0	0	0	0	0	0	0	0
21:00	2	-	36	3.5	0	0	0	2	0	0	0	0	0	0	0	0
22:00	0	-	-	-	0	0	0	0	0	0	0	0	0	0	0	0
23:00	0	-	-	-	0	0	0	0	0	0	0	0	0	0	0	0
12H,7-19	52	38.9	29.7	8.4	0	6	25	16	4	1	0	0	0	0	0	0
16H,6-22	55	39.5	30.3	8.7	0	6	25	18	4	2	0	0	0	0	0	0
18H,6-24	55	39.5	30.3	8.7	0	6	25	18	4	2	0	0	0	0	0	0
24H,0-24	56	39.5	30.4	8.6	0	6	25	19	4	2	0	0	0	0	0	0

12092 BIDEFORD Site No: 12092006 Location Site 6 - Unnamed Rd, Woodtown
 Thu 02-Mar-23 to Wed 08-Mar-23 Channel: Northbound

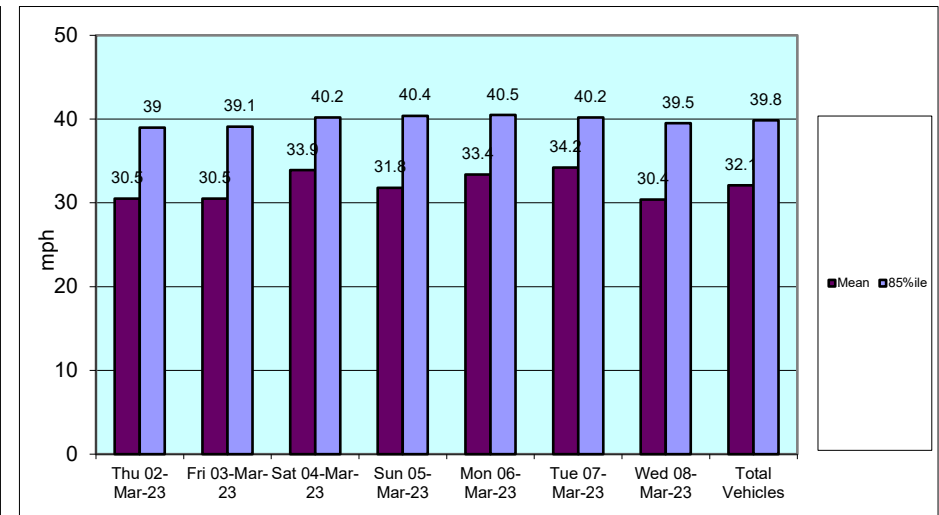
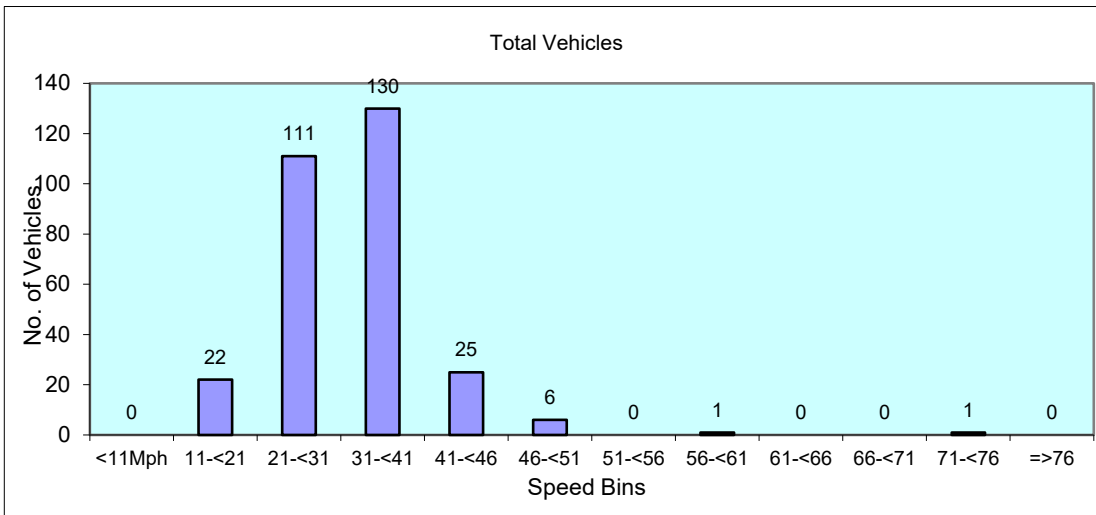
Time Period	Total Vehicles	85%ile Speed	Mean Speed	Stand Dev.	<11Mph	11-<21	21-<31	31-<41	41-<46	46-<51	51-<56	56-<61	61-<66	66-<71	71-<76	=>76
-------------	----------------	--------------	------------	------------	--------	--------	--------	--------	--------	--------	--------	--------	--------	--------	--------	------

Daily Totals

Thu 02-Mar-23	54	39	30.5	9	0	5	26	18	2	2	0	1	0	0	0	0
Fri 03-Mar-23	51	39.1	30.5	8.3	0	4	25	17	3	2	0	0	0	0	0	0
Sat 04-Mar-23	23	40.2	33.9	11.6	0	2	6	12	2	0	0	0	0	0	1	0
Sun 05-Mar-23	21	40.4	31.8	9.1	0	3	5	10	3	0	0	0	0	0	0	0
Mon 06-Mar-23	45	40.5	33.4	7.3	0	2	12	25	6	0	0	0	0	0	0	0
Tue 07-Mar-23	46	40.2	34.2	6.1	0	0	12	29	5	0	0	0	0	0	0	0
Wed 08-Mar-23	56	39.5	30.4	8.6	0	6	25	19	4	2	0	0	0	0	0	0

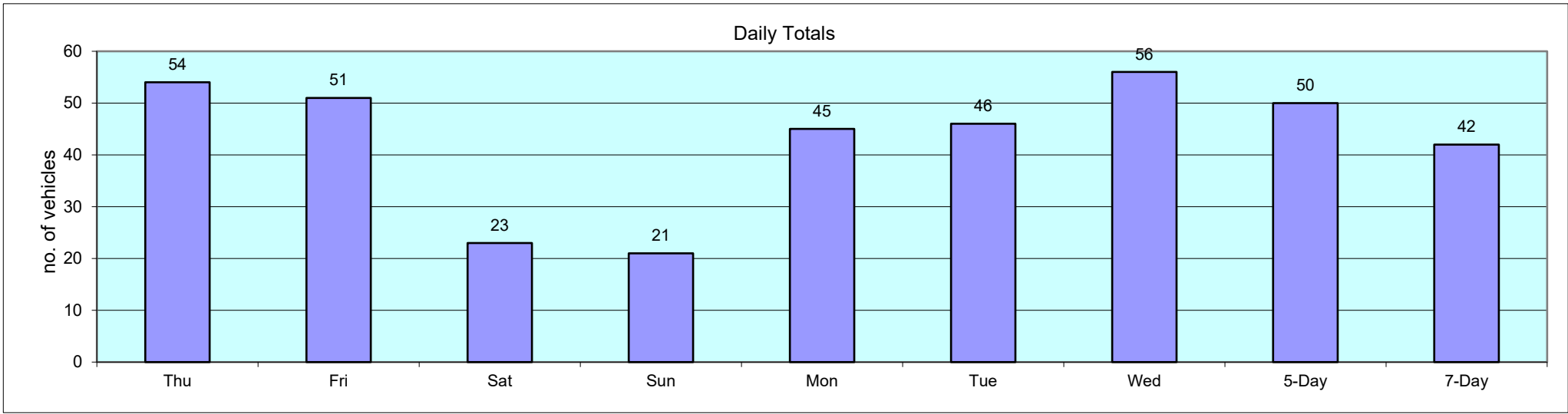
Total Vehicles

[--]	296	39.8	32.1	8.6	0	22	111	130	25	6	0	1	0	0	1	0
------	-----	------	------	-----	---	----	-----	-----	----	---	---	---	---	---	---	---



12092	BIDEFORD		Site No: 12092006		Location		Site 6 - Unnamed Rd, Woodtown			
			Channel: Northbound							
TIME PERIOD	Thu 02/03/23	Fri 03/03/23	Sat 04/03/23	Sun 05/03/23	Mon 06/03/23	Tue 07/03/23	Wed 08/03/23	5-Day Av	7-Day Av	
Week Begin: 02-Mar-23										
00:00	0	0	0	0	0	1	0	0	0	
01:00	0	0	0	0	0	0	0	0	0	
02:00	0	0	0	0	0	0	0	0	0	
03:00	0	0	2	0	0	0	0	0	0	
04:00	0	0	0	0	0	0	0	0	0	
05:00	0	1	1	1	1	0	1	1	1	
06:00	0	1	0	0	0	0	0	0	0	
07:00	3	3	0	0	1	4	2	3	2	
08:00	3	4	0	1	4	2	5	4	3	
09:00	3	1	3	2	2	6	3	3	3	
10:00	4	3	1	1	1	0	5	3	2	
11:00	1	0	3	2	1	4	1	1	2	
12:00	5	3	0	5	2	3	0	3	3	
13:00	5	4	0	1	6	1	5	4	3	
14:00	9	4	4	4	3	1	11	6	5	
15:00	5	10	2	3	7	9	6	7	6	
16:00	6	7	4	0	5	9	7	7	5	
17:00	2	7	1	1	6	0	2	3	3	
18:00	4	1	0	0	2	2	5	3	2	
19:00	1	0	0	0	0	3	1	1	1	
20:00	0	0	2	0	0	1	0	0	0	
21:00	3	0	0	0	2	0	2	1	1	
22:00	0	2	0	0	2	0	0	1	1	
23:00	0	0	0	0	0	0	0	0	0	
12H,7-19	50	47	18	20	40	41	52	46	38	
16H,6-22	54	48	20	20	42	45	55	49	41	
18H,6-24	54	50	20	20	44	45	55	50	41	
24H,0-24	54	51	23	21	45	46	56	50	42	
Am	10:00	08:00	11:00	11:00	08:00	09:00	10:00			
Peak	4	4	3	2	4	6	5			
Pm	14:00	15:00	16:00	12:00	15:00	16:00	14:00			
Peak	9	10	4	5	7	9	11			

12092	BIDEFORD	Site No: 12092006	Location	Site 6 - Unnamed Rd, Woodtown					
		Channel: Northbound							
TIME PERIOD	Thu 02/03/23	Fri 03/03/23	Sat 04/03/23	Sun 05/03/23	Mon 06/03/23	Tue 07/03/23	Wed 08/03/23	5-Day Av	7-Day Av



TIME PERIOD	TOTAL VEHICLES	MOTOR-CYCLES	CARS OR CAR-BASED LGV	LIGHT GOODS VEHICLES	BUSES	TWO AXLE, SIX TYRE, RIGID/BUSES	THREE AXLE RIGID	FOUR OR MORE AXLE RIGID	FOUR OR LESS AXLE ARTIC	FIVE AXLE ARTIC	SIX OR MORE AXLE ARTIC	FIVE OR LESS AXLE MULTI-TRAILER ARTIC	SIX AXLE MULTI-TRAILER ARTIC	SEVEN OR MORE AXLE ARTIC
Thu 02-Mar-23														
00:00	0	0	0	0	0	0	0	0	0	0	0	0	0	0
01:00	0	0	0	0	0	0	0	0	0	0	0	0	0	0
02:00	0	0	0	0	0	0	0	0	0	0	0	0	0	0
03:00	0	0	0	0	0	0	0	0	0	0	0	0	0	0
04:00	0	0	0	0	0	0	0	0	0	0	0	0	0	0
05:00	0	0	0	0	0	0	0	0	0	0	0	0	0	0
06:00	0	0	0	0	0	0	0	0	0	0	0	0	0	0
07:00	0	0	0	0	0	0	0	0	0	0	0	0	0	0
08:00	6	0	3	2	0	0	1	0	0	0	0	0	0	0
09:00	2	0	2	0	0	0	0	0	0	0	0	0	0	0
10:00	1	0	1	0	0	0	0	0	0	0	0	0	0	0
11:00	5	0	5	0	0	0	0	0	0	0	0	0	0	0
12:00	13	0	9	3	0	0	0	0	0	1	0	0	0	0
13:00	3	0	3	0	0	0	0	0	0	0	0	0	0	0
14:00	9	0	5	2	0	0	0	0	1	1	0	0	0	0
15:00	8	0	8	0	0	0	0	0	0	0	0	0	0	0
16:00	2	0	1	1	0	0	0	0	0	0	0	0	0	0
17:00	6	0	5	1	0	0	0	0	0	0	0	0	0	0
18:00	2	0	2	0	0	0	0	0	0	0	0	0	0	0
19:00	2	0	2	0	0	0	0	0	0	0	0	0	0	0
20:00	1	0	1	0	0	0	0	0	0	0	0	0	0	0
21:00	0	0	0	0	0	0	0	0	0	0	0	0	0	0
22:00	1	0	1	0	0	0	0	0	0	0	0	0	0	0
23:00	0	0	0	0	0	0	0	0	0	0	0	0	0	0
12H,7-19	57	0	44	9	0	0	1	0	1	2	0	0	0	0
16H,6-22	60	0	47	9	0	0	1	0	1	2	0	0	0	0
18H,6-24	61	0	48	9	0	0	1	0	1	2	0	0	0	0
24H,0-24	61	0	48	9	0	0	1	0	1	2	0	0	0	0

12092		BIDEFORD				Site No: 12092006		Location Site 6 - Unnamed Rd, Woodtown							
Thu 02-Mar-23 to Wed 08-Mar-23						Channel: Southbound									
TIME PERIOD	TOTAL VEHICLES	MOTOR-CYCLES	CARS OR CAR-BASED LGV	LIGHT GOODS VEHICLES	BUSES	TWO AXLE, SIX TYRE, RIGID/BUSES	THREE AXLE RIGID	FOUR OR MORE AXLE RIGID	FOUR OR LESS AXLE ARTIC	FIVE AXLE ARTIC	SIX OR MORE AXLE ARTIC	FIVE OR LESS AXLE MULTI-TRAILER ARTIC	SIX AXLE MULTI-TRAILER ARTIC	SEVEN OR MORE AXLE ARTIC	
Fri 03-Mar-23															
00:00	0	0	0	0	0	0	0	0	0	0	0	0	0	0	0
01:00	0	0	0	0	0	0	0	0	0	0	0	0	0	0	0
02:00	0	0	0	0	0	0	0	0	0	0	0	0	0	0	0
03:00	0	0	0	0	0	0	0	0	0	0	0	0	0	0	0
04:00	0	0	0	0	0	0	0	0	0	0	0	0	0	0	0
05:00	0	0	0	0	0	0	0	0	0	0	0	0	0	0	0
06:00	0	0	0	0	0	0	0	0	0	0	0	0	0	0	0
07:00	1	0	1	0	0	0	0	0	0	0	0	0	0	0	0
08:00	5	0	4	1	0	0	0	0	0	0	0	0	0	0	0
09:00	1	0	1	0	0	0	0	0	0	0	0	0	0	0	0
10:00	3	0	3	0	0	0	0	0	0	0	0	0	0	0	0
11:00	1	0	1	0	0	0	0	0	0	0	0	0	0	0	0
12:00	2	0	2	0	0	0	0	0	0	0	0	0	0	0	0
13:00	7	0	7	0	0	0	0	0	0	0	0	0	0	0	0
14:00	6	0	4	1	0	0	1	0	0	0	0	0	0	0	0
15:00	5	0	3	1	0	0	0	0	1	0	0	0	0	0	0
16:00	6	0	3	2	0	0	0	0	1	0	0	0	0	0	0
17:00	3	0	2	1	0	0	0	0	0	0	0	0	0	0	0
18:00	0	0	0	0	0	0	0	0	0	0	0	0	0	0	0
19:00	2	0	1	0	0	0	0	0	0	0	1	0	0	0	0
20:00	1	0	1	0	0	0	0	0	0	0	0	0	0	0	0
21:00	0	0	0	0	0	0	0	0	0	0	0	0	0	0	0
22:00	0	0	0	0	0	0	0	0	0	0	0	0	0	0	0
23:00	0	0	0	0	0	0	0	0	0	0	0	0	0	0	0
12H,7-19	40	0	31	6	0	0	1	0	2	0	0	0	0	0	0
16H,6-22	43	0	33	6	0	0	1	0	2	0	1	0	0	0	0
18H,6-24	43	0	33	6	0	0	1	0	2	0	1	0	0	0	0
24H,0-24	43	0	33	6	0	0	1	0	2	0	1	0	0	0	0

TIME PERIOD	TOTAL VEHICLES	MOTOR-CYCLES	CARS OR CAR-BASED LGV	LIGHT GOODS VEHICLES	BUSES	TWO AXLE, SIX TYRE, RIGID/BUSES	THREE AXLE RIGID	FOUR OR MORE AXLE RIGID	FOUR OR LESS AXLE ARTIC	FIVE AXLE ARTIC	SIX OR MORE AXLE ARTIC	FIVE OR LESS AXLE MULTI-TRAILER ARTIC	SIX AXLE MULTI-TRAILER ARTIC	SEVEN OR MORE AXLE ARTIC
Sat 04-Mar-23														
00:00	0	0	0	0	0	0	0	0	0	0	0	0	0	0
01:00	0	0	0	0	0	0	0	0	0	0	0	0	0	0
02:00	0	0	0	0	0	0	0	0	0	0	0	0	0	0
03:00	2	0	2	0	0	0	0	0	0	0	0	0	0	0
04:00	0	0	0	0	0	0	0	0	0	0	0	0	0	0
05:00	0	0	0	0	0	0	0	0	0	0	0	0	0	0
06:00	0	0	0	0	0	0	0	0	0	0	0	0	0	0
07:00	0	0	0	0	0	0	0	0	0	0	0	0	0	0
08:00	3	0	2	1	0	0	0	0	0	0	0	0	0	0
09:00	5	0	4	1	0	0	0	0	0	0	0	0	0	0
10:00	0	0	0	0	0	0	0	0	0	0	0	0	0	0
11:00	1	0	1	0	0	0	0	0	0	0	0	0	0	0
12:00	4	1	3	0	0	0	0	0	0	0	0	0	0	0
13:00	3	0	2	1	0	0	0	0	0	0	0	0	0	0
14:00	1	0	1	0	0	0	0	0	0	0	0	0	0	0
15:00	4	2	2	0	0	0	0	0	0	0	0	0	0	0
16:00	1	0	1	0	0	0	0	0	0	0	0	0	0	0
17:00	2	0	2	0	0	0	0	0	0	0	0	0	0	0
18:00	0	0	0	0	0	0	0	0	0	0	0	0	0	0
19:00	0	0	0	0	0	0	0	0	0	0	0	0	0	0
20:00	1	0	1	0	0	0	0	0	0	0	0	0	0	0
21:00	0	0	0	0	0	0	0	0	0	0	0	0	0	0
22:00	0	0	0	0	0	0	0	0	0	0	0	0	0	0
23:00	0	0	0	0	0	0	0	0	0	0	0	0	0	0
12H,7-19	24	3	18	3	0	0	0	0	0	0	0	0	0	0
16H,6-22	25	3	19	3	0	0	0	0	0	0	0	0	0	0
18H,6-24	25	3	19	3	0	0	0	0	0	0	0	0	0	0
24H,0-24	27	3	21	3	0	0	0	0	0	0	0	0	0	0

TIME PERIOD	TOTAL VEHICLES	MOTOR-CYCLES	CARS OR CAR-BASED LGV	LIGHT GOODS VEHICLES	BUSES	TWO AXLE, SIX TYRE, RIGID/BUSES	THREE AXLE RIGID	FOUR OR MORE AXLE RIGID	FOUR OR LESS AXLE ARTIC	FIVE AXLE ARTIC	SIX OR MORE AXLE ARTIC	FIVE OR LESS AXLE MULTI-TRAILER ARTIC	SIX AXLE MULTI-TRAILER ARTIC	SEVEN OR MORE AXLE ARTIC
Sun 05-Mar-23														
00:00	0	0	0	0	0	0	0	0	0	0	0	0	0	0
01:00	1	0	1	0	0	0	0	0	0	0	0	0	0	0
02:00	0	0	0	0	0	0	0	0	0	0	0	0	0	0
03:00	0	0	0	0	0	0	0	0	0	0	0	0	0	0
04:00	0	0	0	0	0	0	0	0	0	0	0	0	0	0
05:00	0	0	0	0	0	0	0	0	0	0	0	0	0	0
06:00	0	0	0	0	0	0	0	0	0	0	0	0	0	0
07:00	0	0	0	0	0	0	0	0	0	0	0	0	0	0
08:00	2	0	2	0	0	0	0	0	0	0	0	0	0	0
09:00	4	0	3	0	0	0	1	0	0	0	0	0	0	0
10:00	1	0	1	0	0	0	0	0	0	0	0	0	0	0
11:00	1	0	1	0	0	0	0	0	0	0	0	0	0	0
12:00	0	0	0	0	0	0	0	0	0	0	0	0	0	0
13:00	3	1	2	0	0	0	0	0	0	0	0	0	0	0
14:00	2	0	2	0	0	0	0	0	0	0	0	0	0	0
15:00	0	0	0	0	0	0	0	0	0	0	0	0	0	0
16:00	2	0	2	0	0	0	0	0	0	0	0	0	0	0
17:00	4	0	4	0	0	0	0	0	0	0	0	0	0	0
18:00	0	0	0	0	0	0	0	0	0	0	0	0	0	0
19:00	5	0	5	0	0	0	0	0	0	0	0	0	0	0
20:00	1	0	1	0	0	0	0	0	0	0	0	0	0	0
21:00	0	0	0	0	0	0	0	0	0	0	0	0	0	0
22:00	0	0	0	0	0	0	0	0	0	0	0	0	0	0
23:00	0	0	0	0	0	0	0	0	0	0	0	0	0	0
12H,7-19	19	1	17	0	0	0	1	0	0	0	0	0	0	0
16H,6-22	25	1	23	0	0	0	1	0	0	0	0	0	0	0
18H,6-24	25	1	23	0	0	0	1	0	0	0	0	0	0	0
24H,0-24	26	1	24	0	0	0	1	0	0	0	0	0	0	0

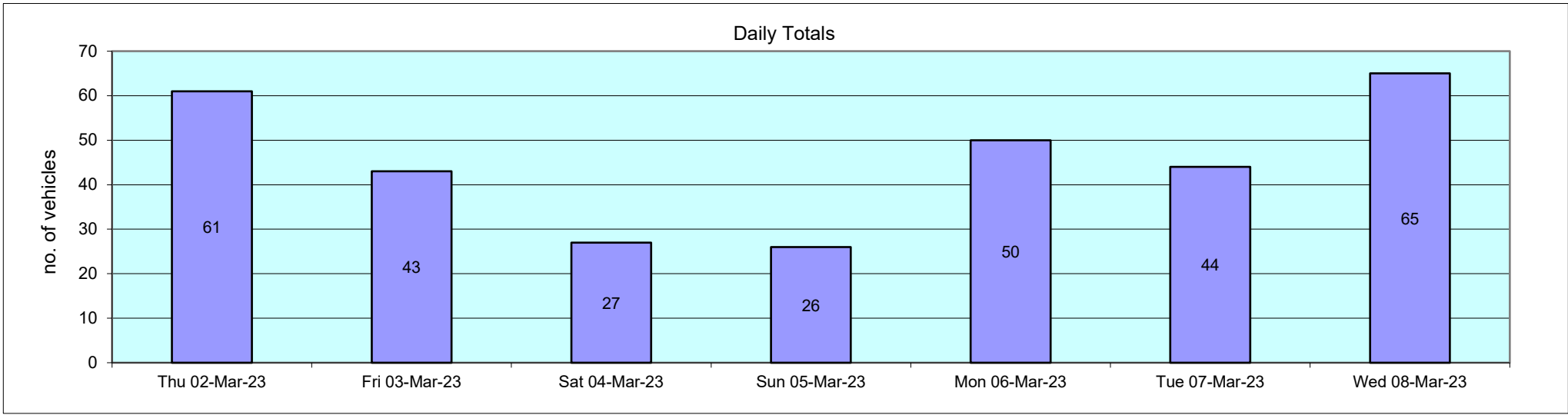
TIME PERIOD	TOTAL VEHICLES	MOTOR-CYCLES	CARS OR CAR-BASED LGV	LIGHT GOODS VEHICLES	BUSES	TWO AXLE, SIX TYRE, RIGID/BUSES	THREE AXLE RIGID	FOUR OR MORE AXLE RIGID	FOUR OR LESS AXLE ARTIC	FIVE AXLE ARTIC	SIX OR MORE AXLE ARTIC	FIVE OR LESS AXLE MULTI-TRAILER ARTIC	SIX AXLE MULTI-TRAILER ARTIC	SEVEN OR MORE AXLE ARTIC
Mon 06-Mar-23														
00:00	0	0	0	0	0	0	0	0	0	0	0	0	0	0
01:00	0	0	0	0	0	0	0	0	0	0	0	0	0	0
02:00	0	0	0	0	0	0	0	0	0	0	0	0	0	0
03:00	0	0	0	0	0	0	0	0	0	0	0	0	0	0
04:00	0	0	0	0	0	0	0	0	0	0	0	0	0	0
05:00	0	0	0	0	0	0	0	0	0	0	0	0	0	0
06:00	1	0	1	0	0	0	0	0	0	0	0	0	0	0
07:00	2	0	1	1	0	0	0	0	0	0	0	0	0	0
08:00	4	0	3	1	0	0	0	0	0	0	0	0	0	0
09:00	5	0	4	1	0	0	0	0	0	0	0	0	0	0
10:00	1	0	0	1	0	0	0	0	0	0	0	0	0	0
11:00	3	0	2	1	0	0	0	0	0	0	0	0	0	0
12:00	3	0	2	1	0	0	0	0	0	0	0	0	0	0
13:00	3	0	3	0	0	0	0	0	0	0	0	0	0	0
14:00	2	0	2	0	0	0	0	0	0	0	0	0	0	0
15:00	4	0	4	0	0	0	0	0	0	0	0	0	0	0
16:00	4	0	4	0	0	0	0	0	0	0	0	0	0	0
17:00	4	0	3	1	0	0	0	0	0	0	0	0	0	0
18:00	1	0	1	0	0	0	0	0	0	0	0	0	0	0
19:00	3	0	3	0	0	0	0	0	0	0	0	0	0	0
20:00	5	1	4	0	0	0	0	0	0	0	0	0	0	0
21:00	2	0	2	0	0	0	0	0	0	0	0	0	0	0
22:00	2	0	2	0	0	0	0	0	0	0	0	0	0	0
23:00	1	0	0	1	0	0	0	0	0	0	0	0	0	0
12H,7-19	36	0	29	7	0	0	0	0	0	0	0	0	0	0
16H,6-22	47	1	39	7	0	0	0	0	0	0	0	0	0	0
18H,6-24	50	1	41	8	0	0	0	0	0	0	0	0	0	0
24H,0-24	50	1	41	8	0	0	0	0	0	0	0	0	0	0

TIME PERIOD	TOTAL VEHICLES	MOTOR-CYCLES	CARS OR CAR-BASED LGV	LIGHT GOODS VEHICLES	BUSES	TWO AXLE, SIX TYRE, RIGID/BUSES	THREE AXLE RIGID	FOUR OR MORE AXLE RIGID	FOUR OR LESS AXLE ARTIC	FIVE AXLE ARTIC	SIX OR MORE AXLE ARTIC	FIVE OR LESS AXLE MULTI-TRAILER ARTIC	SIX AXLE MULTI-TRAILER ARTIC	SEVEN OR MORE AXLE ARTIC
Tue 07-Mar-23														
00:00	0	0	0	0	0	0	0	0	0	0	0	0	0	0
01:00	0	0	0	0	0	0	0	0	0	0	0	0	0	0
02:00	0	0	0	0	0	0	0	0	0	0	0	0	0	0
03:00	0	0	0	0	0	0	0	0	0	0	0	0	0	0
04:00	0	0	0	0	0	0	0	0	0	0	0	0	0	0
05:00	0	0	0	0	0	0	0	0	0	0	0	0	0	0
06:00	0	0	0	0	0	0	0	0	0	0	0	0	0	0
07:00	5	0	2	2	0	0	1	0	0	0	0	0	0	0
08:00	5	0	3	2	0	0	0	0	0	0	0	0	0	0
09:00	2	0	1	0	0	0	1	0	0	0	0	0	0	0
10:00	4	0	4	0	0	0	0	0	0	0	0	0	0	0
11:00	2	0	2	0	0	0	0	0	0	0	0	0	0	0
12:00	4	0	3	1	0	0	0	0	0	0	0	0	0	0
13:00	1	0	1	0	0	0	0	0	0	0	0	0	0	0
14:00	5	0	3	1	0	1	0	0	0	0	0	0	0	0
15:00	3	1	1	1	0	0	0	0	0	0	0	0	0	0
16:00	4	1	3	0	0	0	0	0	0	0	0	0	0	0
17:00	5	0	4	1	0	0	0	0	0	0	0	0	0	0
18:00	1	0	1	0	0	0	0	0	0	0	0	0	0	0
19:00	2	0	1	0	0	0	0	0	0	0	1	0	0	0
20:00	0	0	0	0	0	0	0	0	0	0	0	0	0	0
21:00	1	0	1	0	0	0	0	0	0	0	0	0	0	0
22:00	0	0	0	0	0	0	0	0	0	0	0	0	0	0
23:00	0	0	0	0	0	0	0	0	0	0	0	0	0	0
12H,7-19	41	2	28	8	0	1	2	0	0	0	0	0	0	0
16H,6-22	44	2	30	8	0	1	2	0	0	0	1	0	0	0
18H,6-24	44	2	30	8	0	1	2	0	0	0	1	0	0	0
24H,0-24	44	2	30	8	0	1	2	0	0	0	1	0	0	0

TIME PERIOD	TOTAL VEHICLES	MOTOR-CYCLES	CARS OR CAR-BASED LGV	LIGHT GOODS VEHICLES	BUSES	TWO AXLE, SIX TYRE, RIGID/BUSES	THREE AXLE RIGID	FOUR OR MORE AXLE RIGID	FOUR OR LESS AXLE ARTIC	FIVE AXLE ARTIC	SIX OR MORE AXLE ARTIC	FIVE OR LESS AXLE MULTI-TRAILER ARTIC	SIX AXLE MULTI-TRAILER ARTIC	SEVEN OR MORE AXLE ARTIC
Wed 08-Mar-23														
00:00	0	0	0	0	0	0	0	0	0	0	0	0	0	0
01:00	0	0	0	0	0	0	0	0	0	0	0	0	0	0
02:00	0	0	0	0	0	0	0	0	0	0	0	0	0	0
03:00	0	0	0	0	0	0	0	0	0	0	0	0	0	0
04:00	0	0	0	0	0	0	0	0	0	0	0	0	0	0
05:00	0	0	0	0	0	0	0	0	0	0	0	0	0	0
06:00	0	0	0	0	0	0	0	0	0	0	0	0	0	0
07:00	3	0	1	2	0	0	0	0	0	0	0	0	0	0
08:00	3	0	1	2	0	0	0	0	0	0	0	0	0	0
09:00	5	0	4	0	0	0	1	0	0	0	0	0	0	0
10:00	8	0	7	1	0	0	0	0	0	0	0	0	0	0
11:00	2	0	2	0	0	0	0	0	0	0	0	0	0	0
12:00	3	0	2	1	0	0	0	0	0	0	0	0	0	0
13:00	4	0	4	0	0	0	0	0	0	0	0	0	0	0
14:00	9	0	4	3	0	0	0	0	1	1	0	0	0	0
15:00	13	0	13	0	0	0	0	0	0	0	0	0	0	0
16:00	2	0	1	1	0	0	0	0	0	0	0	0	0	0
17:00	6	0	5	1	0	0	0	0	0	0	0	0	0	0
18:00	3	0	2	0	0	0	0	1	0	0	0	0	0	0
19:00	2	0	2	0	0	0	0	0	0	0	0	0	0	0
20:00	1	0	1	0	0	0	0	0	0	0	0	0	0	0
21:00	0	0	0	0	0	0	0	0	0	0	0	0	0	0
22:00	1	0	1	0	0	0	0	0	0	0	0	0	0	0
23:00	0	0	0	0	0	0	0	0	0	0	0	0	0	0
12H,7-19	61	0	46	11	0	0	1	1	1	1	0	0	0	0
16H,6-22	64	0	49	11	0	0	1	1	1	1	0	0	0	0
18H,6-24	65	0	50	11	0	0	1	1	1	1	0	0	0	0
24H,0-24	65	0	50	11	0	0	1	1	1	1	0	0	0	0

12092 BIDEFORD Site No: 12092006 Location Site 6 - Unnamed Rd, Woodtown
 Thu 02-Mar-23 to Wed 08-Mar-23 Channel: Southbound

TIME PERIOD	TOTAL VEHICLES	MOTOR-CYCLES	CARS OR CAR-BASED LGV	LIGHT GOODS VEHICLES	BUSES	TWO AXLE, SIX TYRE, RIGID/BUSES	THREE AXLE RIGID	FOUR OR MORE AXLE RIGID	FOUR OR LESS AXLE ARTIC	FIVE AXLE ARTIC	SIX OR MORE AXLE ARTIC	FIVE OR LESS AXLE MULTI-TRAILER ARTIC	SIX AXLE MULTI-TRAILER ARTIC	SEVEN OR MORE AXLE ARTIC
Daily Totals														
Thu 02-Mar-23	61	0	48	9	0	0	1	0	1	2	0	0	0	0
Fri 03-Mar-23	43	0	33	6	0	0	1	0	2	0	1	0	0	0
Sat 04-Mar-23	27	3	21	3	0	0	0	0	0	0	0	0	0	0
Sun 05-Mar-23	26	1	24	0	0	0	1	0	0	0	0	0	0	0
Mon 06-Mar-23	50	1	41	8	0	0	0	0	0	0	0	0	0	0
Tue 07-Mar-23	44	2	30	8	0	1	2	0	0	0	1	0	0	0
Wed 08-Mar-23	65	0	50	11	0	0	1	1	1	1	0	0	0	0
Total Vehicles														
[--]	316	7	247	45	0	1	6	1	4	3	2	0	0	0



12092 BIDEFORD Site No: 12092006 Location Site 6 - Unnamed Rd, Woodtown
 Thu 02-Mar-23 to Wed 08-Mar-23 Channel: Southbound

TIME PERIOD	TOTAL VEHICLES	MOTOR-CYCLES	MOTOR-CYCLES%	CARS	CARS %	LGV	LGV %	HGV	HGV %	BUS	BUS %
Thu 02-Mar-23											
00:00	0	0	-	0	-	0	-	0	-	0	-
01:00	0	0	-	0	-	0	-	0	-	0	-
02:00	0	0	-	0	-	0	-	0	-	0	-
03:00	0	0	-	0	-	0	-	0	-	0	-
04:00	0	0	-	0	-	0	-	0	-	0	-
05:00	0	0	-	0	-	0	-	0	-	0	-
06:00	0	0	-	0	-	0	-	0	-	0	-
07:00	0	0	-	0	-	0	-	0	-	0	-
08:00	6	0	0.0	3	50.0	2	33.3	1	16.7	0	0.0
09:00	2	0	0.0	2	100.0	0	0.0	0	0.0	0	0.0
10:00	1	0	0.0	1	100.0	0	0.0	0	0.0	0	0.0
11:00	5	0	0.0	5	100.0	0	0.0	0	0.0	0	0.0
12:00	13	0	0.0	9	69.2	3	23.1	1	7.7	0	0.0
13:00	3	0	0.0	3	100.0	0	0.0	0	0.0	0	0.0
14:00	9	0	0.0	5	55.6	2	22.2	2	22.2	0	0.0
15:00	8	0	0.0	8	100.0	0	0.0	0	0.0	0	0.0
16:00	2	0	0.0	1	50.0	1	50.0	0	0.0	0	0.0
17:00	6	0	0.0	5	83.3	1	16.7	0	0.0	0	0.0
18:00	2	0	0.0	2	100.0	0	0.0	0	0.0	0	0.0
19:00	2	0	0.0	2	100.0	0	0.0	0	0.0	0	0.0
20:00	1	0	0.0	1	100.0	0	0.0	0	0.0	0	0.0
21:00	0	0	-	0	-	0	-	0	-	0	-
22:00	1	0	0.0	1	100.0	0	0.0	0	0.0	0	0.0
23:00	0	0	-	0	-	0	-	0	-	0	-
12H,7-19	57	0	0.0	44	77.2	9	15.8	4	7.0	0	0.0
16H,6-22	60	0	0.0	47	78.3	9	15.0	4	6.7	0	0.0
18H,6-24	61	0	0.0	48	78.7	9	14.8	4	6.6	0	0.0
24H,0-24	61	0	0.0	48	78.7	9	14.8	4	6.6	0	0.0

12092 BIDEFORD Site No: 12092006 Location Site 6 - Unnamed Rd, Woodtown
 Thu 02-Mar-23 to Wed 08-Mar-23 Channel: Southbound

TIME PERIOD	TOTAL VEHICLES	MOTOR-CYCLES	MOTOR-CYCLES%	CARS	CARS %	LGV	LGV %	HGV	HGV %	BUS	BUS %
Fri 03-Mar-23											
00:00	0	0	-	0	-	0	-	0	-	0	-
01:00	0	0	-	0	-	0	-	0	-	0	-
02:00	0	0	-	0	-	0	-	0	-	0	-
03:00	0	0	-	0	-	0	-	0	-	0	-
04:00	0	0	-	0	-	0	-	0	-	0	-
05:00	0	0	-	0	-	0	-	0	-	0	-
06:00	0	0	-	0	-	0	-	0	-	0	-
07:00	1	0	0.0	1	100.0	0	0.0	0	0.0	0	0.0
08:00	5	0	0.0	4	80.0	1	20.0	0	0.0	0	0.0
09:00	1	0	0.0	1	100.0	0	0.0	0	0.0	0	0.0
10:00	3	0	0.0	3	100.0	0	0.0	0	0.0	0	0.0
11:00	1	0	0.0	1	100.0	0	0.0	0	0.0	0	0.0
12:00	2	0	0.0	2	100.0	0	0.0	0	0.0	0	0.0
13:00	7	0	0.0	7	100.0	0	0.0	0	0.0	0	0.0
14:00	6	0	0.0	4	66.7	1	16.7	1	16.7	0	0.0
15:00	5	0	0.0	3	60.0	1	20.0	1	20.0	0	0.0
16:00	6	0	0.0	3	50.0	2	33.3	1	16.7	0	0.0
17:00	3	0	0.0	2	66.7	1	33.3	0	0.0	0	0.0
18:00	0	0	-	0	-	0	-	0	-	0	-
19:00	2	0	0.0	1	50.0	0	0.0	1	50.0	0	0.0
20:00	1	0	0.0	1	100.0	0	0.0	0	0.0	0	0.0
21:00	0	0	-	0	-	0	-	0	-	0	-
22:00	0	0	-	0	-	0	-	0	-	0	-
23:00	0	0	-	0	-	0	-	0	-	0	-
12H,7-19	40	0	0.0	31	77.5	6	15.0	3	7.5	0	0.0
16H,6-22	43	0	0.0	33	76.7	6	14.0	4	9.3	0	0.0
18H,6-24	43	0	0.0	33	76.7	6	14.0	4	9.3	0	0.0
24H,0-24	43	0	0.0	33	76.7	6	14.0	4	9.3	0	0.0

TIME PERIOD	TOTAL VEHICLES	MOTOR-CYCLES	MOTOR-CYCLES%	CARS	CARS %	LGV	LGV %	HGV	HGV %	BUS	BUS %
Sat 04-Mar-23											
00:00	0	0	-	0	-	0	-	0	-	0	-
01:00	0	0	-	0	-	0	-	0	-	0	-
02:00	0	0	-	0	-	0	-	0	-	0	-
03:00	2	0	0.0	2	100.0	0	0.0	0	0.0	0	0.0
04:00	0	0	-	0	-	0	-	0	-	0	-
05:00	0	0	-	0	-	0	-	0	-	0	-
06:00	0	0	-	0	-	0	-	0	-	0	-
07:00	0	0	-	0	-	0	-	0	-	0	-
08:00	3	0	0.0	2	66.7	1	33.3	0	0.0	0	0.0
09:00	5	0	0.0	4	80.0	1	20.0	0	0.0	0	0.0
10:00	0	0	-	0	-	0	-	0	-	0	-
11:00	1	0	0.0	1	100.0	0	0.0	0	0.0	0	0.0
12:00	4	1	25.0	3	75.0	0	0.0	0	0.0	0	0.0
13:00	3	0	0.0	2	66.7	1	33.3	0	0.0	0	0.0
14:00	1	0	0.0	1	100.0	0	0.0	0	0.0	0	0.0
15:00	4	2	50.0	2	50.0	0	0.0	0	0.0	0	0.0
16:00	1	0	0.0	1	100.0	0	0.0	0	0.0	0	0.0
17:00	2	0	0.0	2	100.0	0	0.0	0	0.0	0	0.0
18:00	0	0	-	0	-	0	-	0	-	0	-
19:00	0	0	-	0	-	0	-	0	-	0	-
20:00	1	0	0.0	1	100.0	0	0.0	0	0.0	0	0.0
21:00	0	0	-	0	-	0	-	0	-	0	-
22:00	0	0	-	0	-	0	-	0	-	0	-
23:00	0	0	-	0	-	0	-	0	-	0	-
12H,7-19	24	3	12.5	18	75.0	3	12.5	0	0.0	0	0.0
16H,6-22	25	3	12.0	19	76.0	3	12.0	0	0.0	0	0.0
18H,6-24	25	3	12.0	19	76.0	3	12.0	0	0.0	0	0.0
24H,0-24	27	3	11.1	21	77.8	3	11.1	0	0.0	0	0.0

TIME PERIOD	TOTAL VEHICLES	MOTOR-CYCLES	MOTOR-CYCLES%	CARS	CARS %	LGV	LGV %	HGV	HGV %	BUS	BUS %
Sun 05-Mar-23											
00:00	0	0	-	0	-	0	-	0	-	0	-
01:00	1	0	0.0	1	100.0	0	0.0	0	0.0	0	0.0
02:00	0	0	-	0	-	0	-	0	-	0	-
03:00	0	0	-	0	-	0	-	0	-	0	-
04:00	0	0	-	0	-	0	-	0	-	0	-
05:00	0	0	-	0	-	0	-	0	-	0	-
06:00	0	0	-	0	-	0	-	0	-	0	-
07:00	0	0	-	0	-	0	-	0	-	0	-
08:00	2	0	0.0	2	100.0	0	0.0	0	0.0	0	0.0
09:00	4	0	0.0	3	75.0	0	0.0	1	25.0	0	0.0
10:00	1	0	0.0	1	100.0	0	0.0	0	0.0	0	0.0
11:00	1	0	0.0	1	100.0	0	0.0	0	0.0	0	0.0
12:00	0	0	-	0	-	0	-	0	-	0	-
13:00	3	1	33.3	2	66.7	0	0.0	0	0.0	0	0.0
14:00	2	0	0.0	2	100.0	0	0.0	0	0.0	0	0.0
15:00	0	0	-	0	-	0	-	0	-	0	-
16:00	2	0	0.0	2	100.0	0	0.0	0	0.0	0	0.0
17:00	4	0	0.0	4	100.0	0	0.0	0	0.0	0	0.0
18:00	0	0	-	0	-	0	-	0	-	0	-
19:00	5	0	0.0	5	100.0	0	0.0	0	0.0	0	0.0
20:00	1	0	0.0	1	100.0	0	0.0	0	0.0	0	0.0
21:00	0	0	-	0	-	0	-	0	-	0	-
22:00	0	0	-	0	-	0	-	0	-	0	-
23:00	0	0	-	0	-	0	-	0	-	0	-
12H,7-19	19	1	5.3	17	89.5	0	0.0	1	5.3	0	0.0
16H,6-22	25	1	4.0	23	92.0	0	0.0	1	4.0	0	0.0
18H,6-24	25	1	4.0	23	92.0	0	0.0	1	4.0	0	0.0
24H,0-24	26	1	3.9	24	92.3	0	0.0	1	3.9	0	0.0

12092 BIDEFORD Site No: 12092006 Location Site 6 - Unnamed Rd, Woodtown
 Thu 02-Mar-23 to Wed 08-Mar-23 Channel: Southbound

TIME PERIOD	TOTAL VEHICLES	MOTOR-CYCLES	MOTOR-CYCLES%	CARS	CARS %	LGV	LGV %	HGV	HGV %	BUS	BUS %
Mon 06-Mar-23											
00:00	0	0	-	0	-	0	-	0	-	0	-
01:00	0	0	-	0	-	0	-	0	-	0	-
02:00	0	0	-	0	-	0	-	0	-	0	-
03:00	0	0	-	0	-	0	-	0	-	0	-
04:00	0	0	-	0	-	0	-	0	-	0	-
05:00	0	0	-	0	-	0	-	0	-	0	-
06:00	1	0	0.0	1	100.0	0	0.0	0	0.0	0	0.0
07:00	2	0	0.0	1	50.0	1	50.0	0	0.0	0	0.0
08:00	4	0	0.0	3	75.0	1	25.0	0	0.0	0	0.0
09:00	5	0	0.0	4	80.0	1	20.0	0	0.0	0	0.0
10:00	1	0	0.0	0	0.0	1	100.0	0	0.0	0	0.0
11:00	3	0	0.0	2	66.7	1	33.3	0	0.0	0	0.0
12:00	3	0	0.0	2	66.7	1	33.3	0	0.0	0	0.0
13:00	3	0	0.0	3	100.0	0	0.0	0	0.0	0	0.0
14:00	2	0	0.0	2	100.0	0	0.0	0	0.0	0	0.0
15:00	4	0	0.0	4	100.0	0	0.0	0	0.0	0	0.0
16:00	4	0	0.0	4	100.0	0	0.0	0	0.0	0	0.0
17:00	4	0	0.0	3	75.0	1	25.0	0	0.0	0	0.0
18:00	1	0	0.0	1	100.0	0	0.0	0	0.0	0	0.0
19:00	3	0	0.0	3	100.0	0	0.0	0	0.0	0	0.0
20:00	5	1	20.0	4	80.0	0	0.0	0	0.0	0	0.0
21:00	2	0	0.0	2	100.0	0	0.0	0	0.0	0	0.0
22:00	2	0	0.0	2	100.0	0	0.0	0	0.0	0	0.0
23:00	1	0	0.0	0	0.0	1	100.0	0	0.0	0	0.0
12H,7-19	36	0	0.0	29	80.6	7	19.4	0	0.0	0	0.0
16H,6-22	47	1	2.1	39	83.0	7	14.9	0	0.0	0	0.0
18H,6-24	50	1	2.0	41	82.0	8	16.0	0	0.0	0	0.0
24H,0-24	50	1	2.0	41	82.0	8	16.0	0	0.0	0	0.0

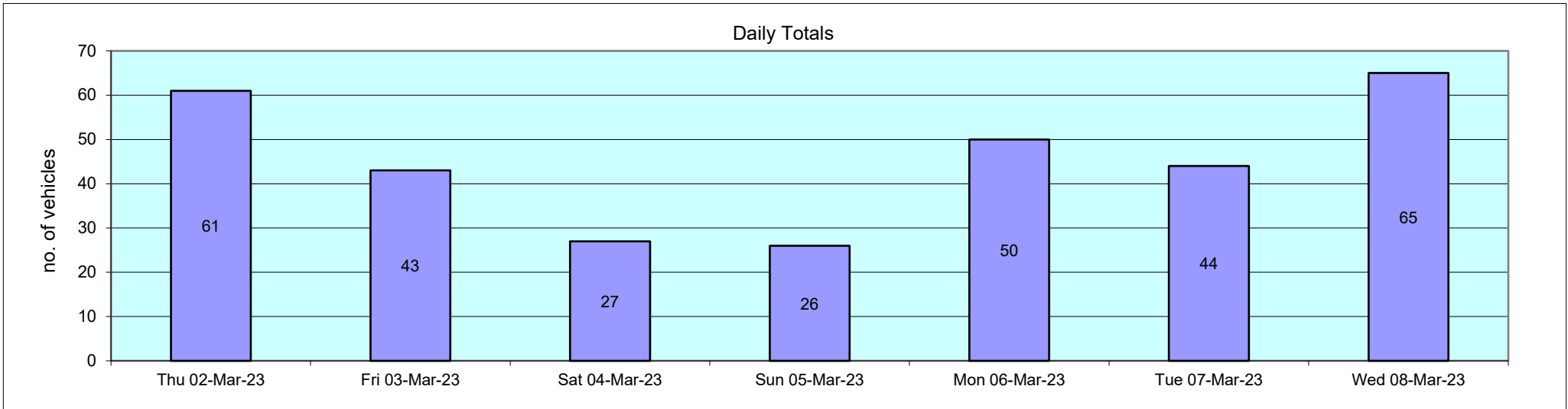
12092 BIDEFORD Site No: 12092006 Location Site 6 - Unnamed Rd, Woodtown
 Thu 02-Mar-23 to Wed 08-Mar-23 Channel: Southbound

TIME PERIOD	TOTAL VEHICLES	MOTOR-CYCLES	MOTOR-CYCLES%	CARS	CARS %	LGV	LGV %	HGV	HGV %	BUS	BUS %
Tue 07-Mar-23											
00:00	0	0	-	0	-	0	-	0	-	0	-
01:00	0	0	-	0	-	0	-	0	-	0	-
02:00	0	0	-	0	-	0	-	0	-	0	-
03:00	0	0	-	0	-	0	-	0	-	0	-
04:00	0	0	-	0	-	0	-	0	-	0	-
05:00	0	0	-	0	-	0	-	0	-	0	-
06:00	0	0	-	0	-	0	-	0	-	0	-
07:00	5	0	0.0	2	40.0	2	40.0	1	20.0	0	0.0
08:00	5	0	0.0	3	60.0	2	40.0	0	0.0	0	0.0
09:00	2	0	0.0	1	50.0	0	0.0	1	50.0	0	0.0
10:00	4	0	0.0	4	100.0	0	0.0	0	0.0	0	0.0
11:00	2	0	0.0	2	100.0	0	0.0	0	0.0	0	0.0
12:00	4	0	0.0	3	75.0	1	25.0	0	0.0	0	0.0
13:00	1	0	0.0	1	100.0	0	0.0	0	0.0	0	0.0
14:00	5	0	0.0	3	60.0	1	20.0	1	20.0	0	0.0
15:00	3	1	33.3	1	33.3	1	33.3	0	0.0	0	0.0
16:00	4	1	25.0	3	75.0	0	0.0	0	0.0	0	0.0
17:00	5	0	0.0	4	80.0	1	20.0	0	0.0	0	0.0
18:00	1	0	0.0	1	100.0	0	0.0	0	0.0	0	0.0
19:00	2	0	0.0	1	50.0	0	0.0	1	50.0	0	0.0
20:00	0	0	-	0	-	0	-	0	-	0	-
21:00	1	0	0.0	1	100.0	0	0.0	0	0.0	0	0.0
22:00	0	0	-	0	-	0	-	0	-	0	-
23:00	0	0	-	0	-	0	-	0	-	0	-
12H,7-19	41	2	4.9	28	68.3	8	19.5	3	7.3	0	0.0
16H,6-22	44	2	4.6	30	68.2	8	18.2	4	9.1	0	0.0
18H,6-24	44	2	4.6	30	68.2	8	18.2	4	9.1	0	0.0
24H,0-24	44	2	4.6	30	68.2	8	18.2	4	9.1	0	0.0

12092 BIDEFORD Site No: 12092006 Location Site 6 - Unnamed Rd, Woodtown
 Thu 02-Mar-23 to Wed 08-Mar-23 Channel: Southbound

TIME PERIOD	TOTAL VEHICLES	MOTOR-CYCLES	MOTOR-CYCLES%	CARS	CARS %	LGV	LGV %	HGV	HGV %	BUS	BUS %
Wed 08-Mar-23											
00:00	0	0	-	0	-	0	-	0	-	0	-
01:00	0	0	-	0	-	0	-	0	-	0	-
02:00	0	0	-	0	-	0	-	0	-	0	-
03:00	0	0	-	0	-	0	-	0	-	0	-
04:00	0	0	-	0	-	0	-	0	-	0	-
05:00	0	0	-	0	-	0	-	0	-	0	-
06:00	0	0	-	0	-	0	-	0	-	0	-
07:00	3	0	0.0	1	33.3	2	66.7	0	0.0	0	0.0
08:00	3	0	0.0	1	33.3	2	66.7	0	0.0	0	0.0
09:00	5	0	0.0	4	80.0	0	0.0	1	20.0	0	0.0
10:00	8	0	0.0	7	87.5	1	12.5	0	0.0	0	0.0
11:00	2	0	0.0	2	100.0	0	0.0	0	0.0	0	0.0
12:00	3	0	0.0	2	66.7	1	33.3	0	0.0	0	0.0
13:00	4	0	0.0	4	100.0	0	0.0	0	0.0	0	0.0
14:00	9	0	0.0	4	44.4	3	33.3	2	22.2	0	0.0
15:00	13	0	0.0	13	100.0	0	0.0	0	0.0	0	0.0
16:00	2	0	0.0	1	50.0	1	50.0	0	0.0	0	0.0
17:00	6	0	0.0	5	83.3	1	16.7	0	0.0	0	0.0
18:00	3	0	0.0	2	66.7	0	0.0	1	33.3	0	0.0
19:00	2	0	0.0	2	100.0	0	0.0	0	0.0	0	0.0
20:00	1	0	0.0	1	100.0	0	0.0	0	0.0	0	0.0
21:00	0	0	-	0	-	0	-	0	-	0	-
22:00	1	0	0.0	1	100.0	0	0.0	0	0.0	0	0.0
23:00	0	0	-	0	-	0	-	0	-	0	-
12H,7-19	61	0	0.0	46	75.4	11	18.0	4	6.6	0	0.0
16H,6-22	64	0	0.0	49	76.6	11	17.2	4	6.3	0	0.0
18H,6-24	65	0	0.0	50	76.9	11	16.9	4	6.2	0	0.0
24H,0-24	65	0	0.0	50	76.9	11	16.9	4	6.2	0	0.0

TIME PERIOD	TOTAL VEHICLES	MOTOR-CYCLES	MOTOR-CYCLES%	CARS	CARS %	LGV	LGV %	HGV	HGV %	BUS	BUS %
Daily Totals											
Thu 02-Mar-23	61	0	0.0	48	78.7	9	14.8	4	6.6	0	0.0
Fri 03-Mar-23	43	0	0.0	33	76.7	6	14.0	4	9.3	0	0.0
Sat 04-Mar-23	27	3	11.1	21	77.8	3	11.1	0	0.0	0	0.0
Sun 05-Mar-23	26	1	3.9	24	92.3	0	0.0	1	3.9	0	0.0
Mon 06-Mar-23	50	1	2.0	41	82.0	8	16.0	0	0.0	0	0.0
Tue 07-Mar-23	44	2	4.6	30	68.2	8	18.2	4	9.1	0	0.0
Wed 08-Mar-23	65	0	0.0	50	76.9	11	16.9	4	6.2	0	0.0
Total Vehicles											
[--]	316	7	3.1	247	78.9	45	13.0	17	5.0	0	0.0



12092 BIDEFORD Site No: 12092006 Location Site 6 - Unnamed Rd, Woodtown
 Thu 02-Mar-23 to Wed 08-Mar-23 Channel: Southbound

Time Period	Total Vehicles	85%ile Speed	Mean Speed	Stand Dev.	<11Mph	11-<21	21-<31	31-<41	41-<46	46-<51	51-<56	56-<61	61-<66	66-<71	71-<76	=>76
Thu 02-Mar-23																
00:00	0	-	-	-	0	0	0	0	0	0	0	0	0	0	0	0
01:00	0	-	-	-	0	0	0	0	0	0	0	0	0	0	0	0
02:00	0	-	-	-	0	0	0	0	0	0	0	0	0	0	0	0
03:00	0	-	-	-	0	0	0	0	0	0	0	0	0	0	0	0
04:00	0	-	-	-	0	0	0	0	0	0	0	0	0	0	0	0
05:00	0	-	-	-	0	0	0	0	0	0	0	0	0	0	0	0
06:00	0	-	-	-	0	0	0	0	0	0	0	0	0	0	0	0
07:00	0	-	-	-	0	0	0	0	0	0	0	0	0	0	0	0
08:00	6	-	32.3	7.8	0	0	3	2	1	0	0	0	0	0	0	0
09:00	2	-	36	3.5	0	0	0	2	0	0	0	0	0	0	0	0
10:00	1	-	26	-	0	0	1	0	0	0	0	0	0	0	0	0
11:00	5	-	36.5	8.3	0	0	1	3	0	1	0	0	0	0	0	0
12:00	13	38.6	30.4	8.9	0	2	4	6	1	0	0	0	0	0	0	0
13:00	3	-	36	3.3	0	0	0	3	0	0	0	0	0	0	0	0
14:00	9	-	21.6	7.8	0	5	3	1	0	0	0	0	0	0	0	0
15:00	8	-	30.1	8.6	0	0	6	1	0	1	0	0	0	0	0	0
16:00	2	-	31	7.1	0	0	1	1	0	0	0	0	0	0	0	0
17:00	6	-	31	6.2	0	0	3	3	0	0	0	0	0	0	0	0
18:00	2	-	39.8	5.3	0	0	0	1	1	0	0	0	0	0	0	0
19:00	2	-	36	3.5	0	0	0	2	0	0	0	0	0	0	0	0
20:00	1	-	36	-	0	0	0	1	0	0	0	0	0	0	0	0
21:00	0	-	-	-	0	0	0	0	0	0	0	0	0	0	0	0
22:00	1	-	48.5	-	0	0	0	0	0	1	0	0	0	0	0	0
23:00	0	-	-	-	0	0	0	0	0	0	0	0	0	0	0	0
12H,7-19	57	39.2	30.5	8.7	0	7	22	23	3	2	0	0	0	0	0	0
16H,6-22	60	39.3	30.8	8.6	0	7	22	26	3	2	0	0	0	0	0	0
18H,6-24	61	39.6	31.1	8.8	0	7	22	26	3	3	0	0	0	0	0	0
24H,0-24	61	39.6	31.1	8.8	0	7	22	26	3	3	0	0	0	0	0	0

12092 BIDEFORD Site No: 12092006 Location Site 6 - Unnamed Rd, Woodtown
 Thu 02-Mar-23 to Wed 08-Mar-23 Channel: Southbound

Time Period	Total Vehicles	85%ile Speed	Mean Speed	Stand Dev.	<11Mph	11-<21	21-<31	31-<41	41-<46	46-<51	51-<56	56-<61	61-<66	66-<71	71-<76	=>76
Fri 03-Mar-23																
00:00	0	-	-	-	0	0	0	0	0	0	0	0	0	0	0	0
01:00	0	-	-	-	0	0	0	0	0	0	0	0	0	0	0	0
02:00	0	-	-	-	0	0	0	0	0	0	0	0	0	0	0	0
03:00	0	-	-	-	0	0	0	0	0	0	0	0	0	0	0	0
04:00	0	-	-	-	0	0	0	0	0	0	0	0	0	0	0	0
05:00	0	-	-	-	0	0	0	0	0	0	0	0	0	0	0	0
06:00	0	-	-	-	0	0	0	0	0	0	0	0	0	0	0	0
07:00	1	-	43.5	-	0	0	0	0	1	0	0	0	0	0	0	0
08:00	5	-	35.5	6.7	0	0	1	3	1	0	0	0	0	0	0	0
09:00	1	-	36	-	0	0	0	1	0	0	0	0	0	0	0	0
10:00	3	-	32.7	6.3	0	0	1	2	0	0	0	0	0	0	0	0
11:00	1	-	36	-	0	0	0	1	0	0	0	0	0	0	0	0
12:00	2	-	39.8	5.3	0	0	0	1	1	0	0	0	0	0	0	0
13:00	7	-	34.2	6.8	0	0	2	4	1	0	0	0	0	0	0	0
14:00	6	-	26	6.8	0	1	4	1	0	0	0	0	0	0	0	0
15:00	5	-	28	5.3	0	0	4	1	0	0	0	0	0	0	0	0
16:00	6	-	28.9	7.7	0	0	5	0	1	0	0	0	0	0	0	0
17:00	3	-	38.5	13.9	0	0	1	1	0	0	1	0	0	0	0	0
18:00	0	-	-	-	0	0	0	0	0	0	0	0	0	0	0	0
19:00	2	-	26	3.5	0	0	2	0	0	0	0	0	0	0	0	0
20:00	1	-	43.5	-	0	0	0	0	1	0	0	0	0	0	0	0
21:00	0	-	-	-	0	0	0	0	0	0	0	0	0	0	0	0
22:00	0	-	-	-	0	0	0	0	0	0	0	0	0	0	0	0
23:00	0	-	-	-	0	0	0	0	0	0	0	0	0	0	0	0
12H,7-19	40	40.5	32.4	8.1	0	1	18	15	5	0	1	0	0	0	0	0
16H,6-22	43	41	32.3	8.1	0	1	20	15	6	0	1	0	0	0	0	0
18H,6-24	43	41	32.3	8.1	0	1	20	15	6	0	1	0	0	0	0	0
24H,0-24	43	41	32.3	8.1	0	1	20	15	6	0	1	0	0	0	0	0

12092 BIDEFORD Site No: 12092006 Location Site 6 - Unnamed Rd, Woodtown
 Thu 02-Mar-23 to Wed 08-Mar-23 Channel: Southbound

Time Period	Total Vehicles	85%ile Speed	Mean Speed	Stand Dev.	<11Mph	11-<21	21-<31	31-<41	41-<46	46-<51	51-<56	56-<61	61-<66	66-<71	71-<76	=>76
Sat 04-Mar-23																
00:00	0	-	-	-	0	0	0	0	0	0	0	0	0	0	0	0
01:00	0	-	-	-	0	0	0	0	0	0	0	0	0	0	0	0
02:00	0	-	-	-	0	0	0	0	0	0	0	0	0	0	0	0
03:00	2	-	34.8	12.4	0	0	1	0	1	0	0	0	0	0	0	0
04:00	0	-	-	-	0	0	0	0	0	0	0	0	0	0	0	0
05:00	0	-	-	-	0	0	0	0	0	0	0	0	0	0	0	0
06:00	0	-	-	-	0	0	0	0	0	0	0	0	0	0	0	0
07:00	0	-	-	-	0	0	0	0	0	0	0	0	0	0	0	0
08:00	3	-	41	4.5	0	0	0	1	2	0	0	0	0	0	0	0
09:00	5	-	34	5.3	0	0	1	4	0	0	0	0	0	0	0	0
10:00	0	-	-	-	0	0	0	0	0	0	0	0	0	0	0	0
11:00	1	-	26	-	0	0	1	0	0	0	0	0	0	0	0	0
12:00	4	-	44.8	13.1	0	0	0	2	1	0	0	0	1	0	0	0
13:00	3	-	32.7	6.3	0	0	1	2	0	0	0	0	0	0	0	0
14:00	1	-	26	-	0	0	1	0	0	0	0	0	0	0	0	0
15:00	4	-	26.8	22	2	0	0	1	0	0	1	0	0	0	0	0
16:00	1	-	36	-	0	0	0	1	0	0	0	0	0	0	0	0
17:00	2	-	34.8	12.4	0	0	1	0	1	0	0	0	0	0	0	0
18:00	0	-	-	-	0	0	0	0	0	0	0	0	0	0	0	0
19:00	0	-	-	-	0	0	0	0	0	0	0	0	0	0	0	0
20:00	1	-	48.5	-	0	0	0	0	0	1	0	0	0	0	0	0
21:00	0	-	-	-	0	0	0	0	0	0	0	0	0	0	0	0
22:00	0	-	-	-	0	0	0	0	0	0	0	0	0	0	0	0
23:00	0	-	-	-	0	0	0	0	0	0	0	0	0	0	0	0
12H,7-19	24	43.4	34.8	12.1	2	0	5	11	4	0	1	0	1	0	0	0
16H,6-22	25	44.4	35.3	12.1	2	0	5	11	4	1	1	0	1	0	0	0
18H,6-24	25	44.4	35.3	12.1	2	0	5	11	4	1	1	0	1	0	0	0
24H,0-24	27	44.5	35.3	11.9	2	0	6	11	5	1	1	0	1	0	0	0

12092 BIDEFORD Site No: 12092006 Location Site 6 - Unnamed Rd, Woodtown
 Thu 02-Mar-23 to Wed 08-Mar-23 Channel: Southbound

Time Period	Total Vehicles	85%ile Speed	Mean Speed	Stand Dev.	<11Mph	11-<21	21-<31	31-<41	41-<46	46-<51	51-<56	56-<61	61-<66	66-<71	71-<76	=>76
Sun 05-Mar-23																
00:00	0	-	-	-	0	0	0	0	0	0	0	0	0	0	0	0
01:00	1	-	36	-	0	0	0	1	0	0	0	0	0	0	0	0
02:00	0	-	-	-	0	0	0	0	0	0	0	0	0	0	0	0
03:00	0	-	-	-	0	0	0	0	0	0	0	0	0	0	0	0
04:00	0	-	-	-	0	0	0	0	0	0	0	0	0	0	0	0
05:00	0	-	-	-	0	0	0	0	0	0	0	0	0	0	0	0
06:00	0	-	-	-	0	0	0	0	0	0	0	0	0	0	0	0
07:00	0	-	-	-	0	0	0	0	0	0	0	0	0	0	0	0
08:00	2	-	39.8	5.3	0	0	0	1	1	0	0	0	0	0	0	0
09:00	4	-	28.5	5.7	0	0	3	1	0	0	0	0	0	0	0	0
10:00	1	-	36	-	0	0	0	1	0	0	0	0	0	0	0	0
11:00	1	-	43.5	-	0	0	0	0	1	0	0	0	0	0	0	0
12:00	0	-	-	-	0	0	0	0	0	0	0	0	0	0	0	0
13:00	3	-	23.6	13.8	1	0	1	1	0	0	0	0	0	0	0	0
14:00	2	-	39.8	5.3	0	0	0	1	1	0	0	0	0	0	0	0
15:00	0	-	-	-	0	0	0	0	0	0	0	0	0	0	0	0
16:00	2	-	36	3.5	0	0	0	2	0	0	0	0	0	0	0	0
17:00	4	-	33.5	5.7	0	0	1	3	0	0	0	0	0	0	0	0
18:00	0	-	-	-	0	0	0	0	0	0	0	0	0	0	0	0
19:00	5	-	36	3.2	0	0	0	5	0	0	0	0	0	0	0	0
20:00	1	-	36	-	0	0	0	1	0	0	0	0	0	0	0	0
21:00	0	-	-	-	0	0	0	0	0	0	0	0	0	0	0	0
22:00	0	-	-	-	0	0	0	0	0	0	0	0	0	0	0	0
23:00	0	-	-	-	0	0	0	0	0	0	0	0	0	0	0	0
12H,7-19	19	40.4	33.1	8.7	1	0	5	10	3	0	0	0	0	0	0	0
16H,6-22	25	40.2	33.8	7.8	1	0	5	16	3	0	0	0	0	0	0	0
18H,6-24	25	40.2	33.8	7.8	1	0	5	16	3	0	0	0	0	0	0	0
24H,0-24	26	40.2	33.9	7.7	1	0	5	17	3	0	0	0	0	0	0	0

Time Period	Total Vehicles	85%ile Speed	Mean Speed	Stand Dev.	<11Mph	11-<21	21-<31	31-<41	41-<46	46-<51	51-<56	56-<61	61-<66	66-<71	71-<76	=>76
Mon 06-Mar-23																
00:00	0	-	-	-	0	0	0	0	0	0	0	0	0	0	0	0
01:00	0	-	-	-	0	0	0	0	0	0	0	0	0	0	0	0
02:00	0	-	-	-	0	0	0	0	0	0	0	0	0	0	0	0
03:00	0	-	-	-	0	0	0	0	0	0	0	0	0	0	0	0
04:00	0	-	-	-	0	0	0	0	0	0	0	0	0	0	0	0
05:00	0	-	-	-	0	0	0	0	0	0	0	0	0	0	0	0
06:00	1	-	43.5	-	0	0	0	0	1	0	0	0	0	0	0	0
07:00	2	-	36	3.5	0	0	0	2	0	0	0	0	0	0	0	0
08:00	4	-	35.4	7.5	0	0	1	2	1	0	0	0	0	0	0	0
09:00	5	-	32	6.2	0	0	2	3	0	0	0	0	0	0	0	0
10:00	1	-	26	-	0	0	1	0	0	0	0	0	0	0	0	0
11:00	3	-	36	3.3	0	0	0	3	0	0	0	0	0	0	0	0
12:00	3	-	32.7	6.3	0	0	1	2	0	0	0	0	0	0	0	0
13:00	3	-	38.5	5	0	0	0	2	1	0	0	0	0	0	0	0
14:00	2	-	31	7.1	0	0	1	1	0	0	0	0	0	0	0	0
15:00	4	-	37.9	4.6	0	0	0	3	1	0	0	0	0	0	0	0
16:00	4	-	33.5	5.7	0	0	1	3	0	0	0	0	0	0	0	0
17:00	4	-	32.9	8.8	0	0	2	1	1	0	0	0	0	0	0	0
18:00	1	-	36	-	0	0	0	1	0	0	0	0	0	0	0	0
19:00	3	-	29.3	11.8	0	1	0	2	0	0	0	0	0	0	0	0
20:00	5	-	36	3.2	0	0	0	5	0	0	0	0	0	0	0	0
21:00	2	-	34.8	12.4	0	0	1	0	1	0	0	0	0	0	0	0
22:00	2	-	31	7.1	0	0	1	1	0	0	0	0	0	0	0	0
23:00	1	-	16	-	0	1	0	0	0	0	0	0	0	0	0	0
12H,7-19	36	40.2	34.3	6.1	0	0	9	23	4	0	0	0	0	0	0	0
16H,6-22	47	40.5	34.4	6.5	0	1	10	30	6	0	0	0	0	0	0	0
18H,6-24	50	40.4	33.9	7	0	2	11	31	6	0	0	0	0	0	0	0
24H,0-24	50	40.4	33.9	7	0	2	11	31	6	0	0	0	0	0	0	0

12092 BIDEFORD Site No: 12092006 Location Site 6 - Unnamed Rd, Woodtown
 Thu 02-Mar-23 to Wed 08-Mar-23 Channel: Southbound

Time Period	Total Vehicles	85%ile Speed	Mean Speed	Stand Dev.	<11Mph	11-<21	21-<31	31-<41	41-<46	46-<51	51-<56	56-<61	61-<66	66-<71	71-<76	=>76
Tue 07-Mar-23																
00:00	0	-	-	-	0	0	0	0	0	0	0	0	0	0	0	0
01:00	0	-	-	-	0	0	0	0	0	0	0	0	0	0	0	0
02:00	0	-	-	-	0	0	0	0	0	0	0	0	0	0	0	0
03:00	0	-	-	-	0	0	0	0	0	0	0	0	0	0	0	0
04:00	0	-	-	-	0	0	0	0	0	0	0	0	0	0	0	0
05:00	0	-	-	-	0	0	0	0	0	0	0	0	0	0	0	0
06:00	0	-	-	-	0	0	0	0	0	0	0	0	0	0	0	0
07:00	5	-	37	7.5	0	0	1	2	2	0	0	0	0	0	0	0
08:00	5	-	36	3.2	0	0	0	5	0	0	0	0	0	0	0	0
09:00	2	-	26	3.5	0	0	2	0	0	0	0	0	0	0	0	0
10:00	4	-	30.4	12	0	1	1	1	1	0	0	0	0	0	0	0
11:00	2	-	36	3.5	0	0	0	2	0	0	0	0	0	0	0	0
12:00	4	-	36	3.2	0	0	0	4	0	0	0	0	0	0	0	0
13:00	1	-	26	-	0	0	1	0	0	0	0	0	0	0	0	0
14:00	5	-	38.5	12.2	0	0	1	3	0	0	0	1	0	0	0	0
15:00	3	-	20.3	14.1	1	1	0	1	0	0	0	0	0	0	0	0
16:00	4	-	32.3	16.9	1	0	0	2	0	1	0	0	0	0	0	0
17:00	5	-	35.5	6.7	0	0	1	3	1	0	0	0	0	0	0	0
18:00	1	-	43.5	-	0	0	0	0	1	0	0	0	0	0	0	0
19:00	2	-	31	7.1	0	0	1	1	0	0	0	0	0	0	0	0
20:00	0	-	-	-	0	0	0	0	0	0	0	0	0	0	0	0
21:00	1	-	36	-	0	0	0	1	0	0	0	0	0	0	0	0
22:00	0	-	-	-	0	0	0	0	0	0	0	0	0	0	0	0
23:00	0	-	-	-	0	0	0	0	0	0	0	0	0	0	0	0
12H,7-19	41	41.4	33.8	10	2	2	7	23	5	1	0	1	0	0	0	0
16H,6-22	44	40.9	33.7	9.7	2	2	8	25	5	1	0	1	0	0	0	0
18H,6-24	44	40.9	33.7	9.7	2	2	8	25	5	1	0	1	0	0	0	0
24H,0-24	44	40.9	33.7	9.7	2	2	8	25	5	1	0	1	0	0	0	0

12092 BIDEFORD Site No: 12092006 Location Site 6 - Unnamed Rd, Woodtown
 Thu 02-Mar-23 to Wed 08-Mar-23 Channel: Southbound

Time Period	Total Vehicles	85%ile Speed	Mean Speed	Stand Dev.	<11Mph	11-<21	21-<31	31-<41	41-<46	46-<51	51-<56	56-<61	61-<66	66-<71	71-<76	=>76
Wed 08-Mar-23																
00:00	0	-	-	-	0	0	0	0	0	0	0	0	0	0	0	0
01:00	0	-	-	-	0	0	0	0	0	0	0	0	0	0	0	0
02:00	0	-	-	-	0	0	0	0	0	0	0	0	0	0	0	0
03:00	0	-	-	-	0	0	0	0	0	0	0	0	0	0	0	0
04:00	0	-	-	-	0	0	0	0	0	0	0	0	0	0	0	0
05:00	0	-	-	-	0	0	0	0	0	0	0	0	0	0	0	0
06:00	0	-	-	-	0	0	0	0	0	0	0	0	0	0	0	0
07:00	3	-	31.8	14.2	0	1	0	1	1	0	0	0	0	0	0	0
08:00	3	-	32.7	6.3	0	0	1	2	0	0	0	0	0	0	0	0
09:00	5	-	37.5	4.4	0	0	0	4	1	0	0	0	0	0	0	0
10:00	8	-	36.3	6.6	0	0	1	6	0	1	0	0	0	0	0	0
11:00	2	-	31	7.1	0	0	1	1	0	0	0	0	0	0	0	0
12:00	3	-	35.2	8.8	0	0	1	1	1	0	0	0	0	0	0	0
13:00	4	-	36	3.2	0	0	0	4	0	0	0	0	0	0	0	0
14:00	9	-	21.6	7.8	0	5	3	1	0	0	0	0	0	0	0	0
15:00	13	44.9	31.8	9	0	0	8	3	0	2	0	0	0	0	0	0
16:00	2	-	31	7.1	0	0	1	1	0	0	0	0	0	0	0	0
17:00	6	-	31	6.2	0	0	3	3	0	0	0	0	0	0	0	0
18:00	3	-	38.5	5	0	0	0	2	1	0	0	0	0	0	0	0
19:00	2	-	36	3.5	0	0	0	2	0	0	0	0	0	0	0	0
20:00	1	-	36	-	0	0	0	1	0	0	0	0	0	0	0	0
21:00	0	-	-	-	0	0	0	0	0	0	0	0	0	0	0	0
22:00	1	-	48.5	-	0	0	0	0	0	1	0	0	0	0	0	0
23:00	0	-	-	-	0	0	0	0	0	0	0	0	0	0	0	0
12H,7-19	61	40.1	32	8.7	0	6	19	29	4	3	0	0	0	0	0	0
16H,6-22	64	40	32.2	8.5	0	6	19	32	4	3	0	0	0	0	0	0
18H,6-24	65	40.3	32.5	8.7	0	6	19	32	4	4	0	0	0	0	0	0
24H,0-24	65	40.3	32.5	8.7	0	6	19	32	4	4	0	0	0	0	0	0

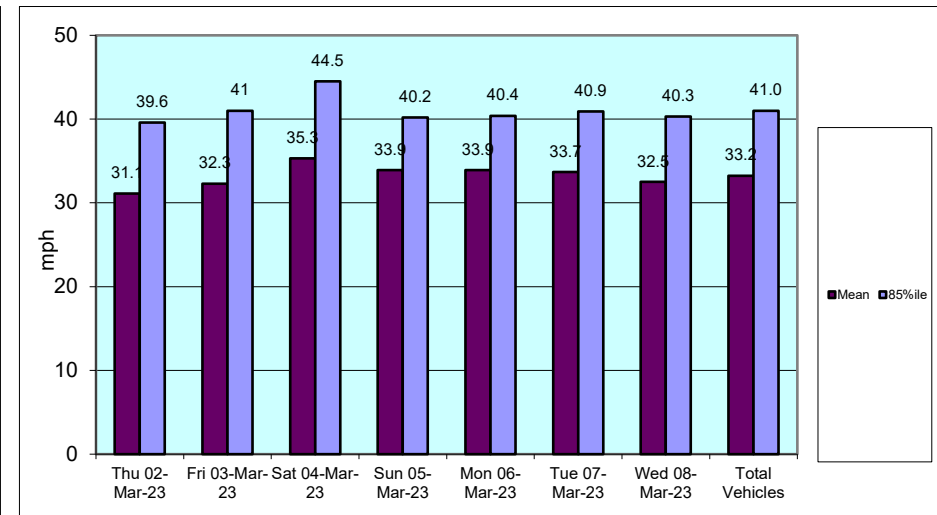
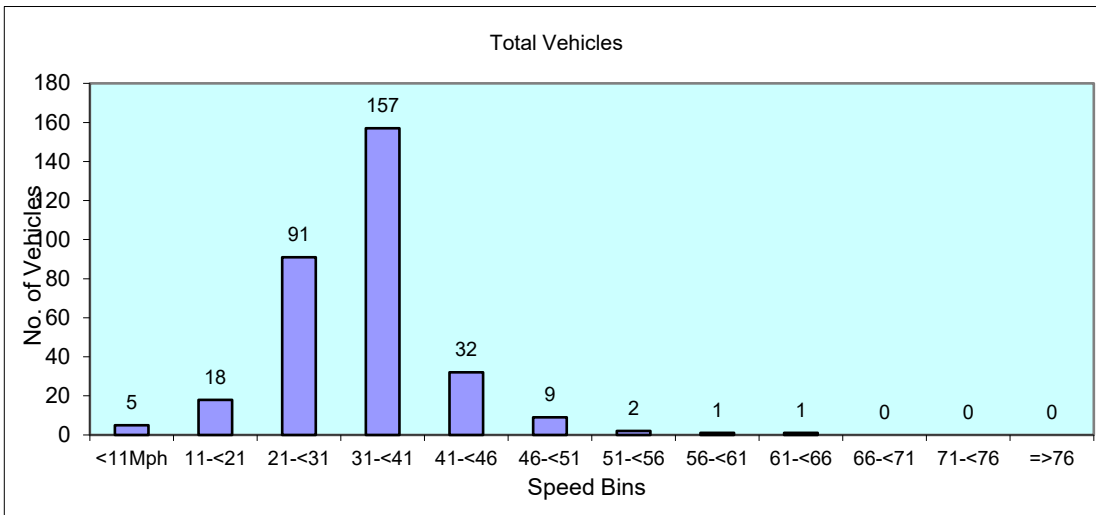
Time Period	Total Vehicles	85%ile Speed	Mean Speed	Stand Dev.	<11Mph	11-<21	21-<31	31-<41	41-<46	46-<51	51-<56	56-<61	61-<66	66-<71	71-<76	=>76
-------------	----------------	--------------	------------	------------	--------	--------	--------	--------	--------	--------	--------	--------	--------	--------	--------	------

Daily Totals

Thu 02-Mar-23	61	39.6	31.1	8.8	0	7	22	26	3	3	0	0	0	0	0	0
Fri 03-Mar-23	43	41	32.3	8.1	0	1	20	15	6	0	1	0	0	0	0	0
Sat 04-Mar-23	27	44.5	35.3	11.9	2	0	6	11	5	1	1	0	1	0	0	0
Sun 05-Mar-23	26	40.2	33.9	7.7	1	0	5	17	3	0	0	0	0	0	0	0
Mon 06-Mar-23	50	40.4	33.9	7	0	2	11	31	6	0	0	0	0	0	0	0
Tue 07-Mar-23	44	40.9	33.7	9.7	2	2	8	25	5	1	0	1	0	0	0	0
Wed 08-Mar-23	65	40.3	32.5	8.7	0	6	19	32	4	4	0	0	0	0	0	0

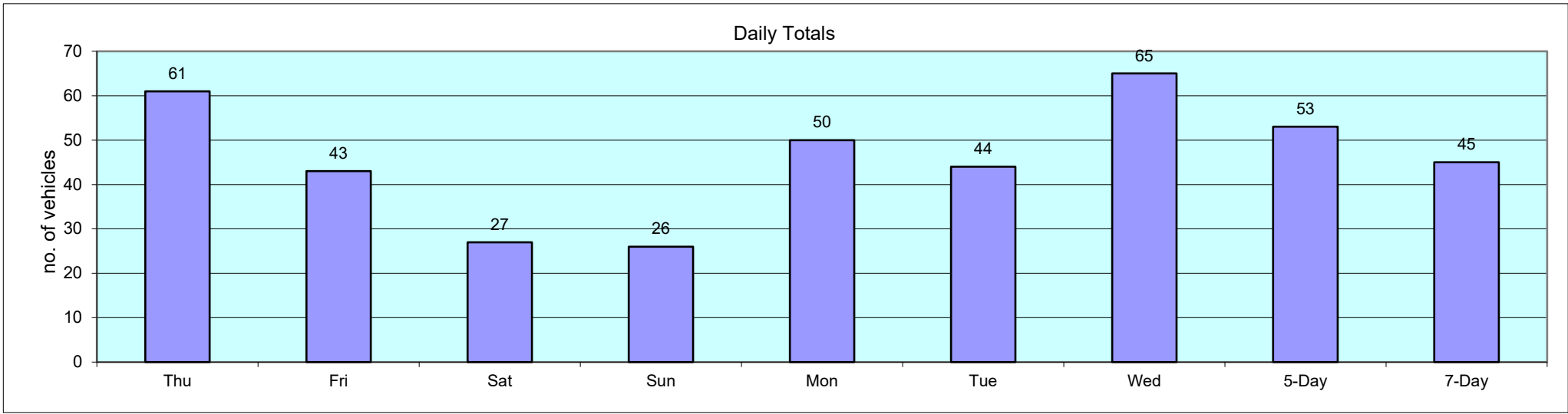
Total Vehicles

[--]	316	41.0	33.2	8.8	5	18	91	157	32	9	2	1	1	0	0	0
------	-----	------	------	-----	---	----	----	-----	----	---	---	---	---	---	---	---



12092	BIDEFORD		Site No: 12092006		Location		Site 6 - Unnamed Rd, Woodtown			
	Channel: Southbound									
TIME PERIOD	Thu 02/03/23	Fri 03/03/23	Sat 04/03/23	Sun 05/03/23	Mon 06/03/23	Tue 07/03/23	Wed 08/03/23	5-Day Av	7-Day Av	
Week Begin: 02-Mar-23										
00:00	0	0	0	0	0	0	0	0	0	
01:00	0	0	0	1	0	0	0	0	0	
02:00	0	0	0	0	0	0	0	0	0	
03:00	0	0	2	0	0	0	0	0	0	
04:00	0	0	0	0	0	0	0	0	0	
05:00	0	0	0	0	0	0	0	0	0	
06:00	0	0	0	0	1	0	0	0	0	
07:00	0	1	0	0	2	5	3	2	2	
08:00	6	5	3	2	4	5	3	5	4	
09:00	2	1	5	4	5	2	5	3	3	
10:00	1	3	0	1	1	4	8	3	3	
11:00	5	1	1	1	3	2	2	3	2	
12:00	13	2	4	0	3	4	3	5	4	
13:00	3	7	3	3	3	1	4	4	3	
14:00	9	6	1	2	2	5	9	6	5	
15:00	8	5	4	0	4	3	13	7	5	
16:00	2	6	1	2	4	4	2	4	3	
17:00	6	3	2	4	4	5	6	5	4	
18:00	2	0	0	0	1	1	3	1	1	
19:00	2	2	0	5	3	2	2	2	2	
20:00	1	1	1	1	5	0	1	2	1	
21:00	0	0	0	0	2	1	0	1	0	
22:00	1	0	0	0	2	0	1	1	1	
23:00	0	0	0	0	1	0	0	0	0	
12H,7-19	57	40	24	19	36	41	61	47	40	
16H,6-22	60	43	25	25	47	44	64	52	44	
18H,6-24	61	43	25	25	50	44	65	53	45	
24H,0-24	61	43	27	26	50	44	65	53	45	
Am	08:00	08:00	09:00	09:00	09:00	09:00	08:00	10:00		
Peak	6	5	5	4	5	5	8			
Pm	12:00	13:00	15:00	19:00	20:00	17:00	15:00			
Peak	13	7	4	5	5	5	13			

12092	BIDEFORD	Site No: 12092006	Location	Site 6 - Unnamed Rd, Woodtown					
		Channel: Southbound							
TIME PERIOD	Thu 02/03/23	Fri 03/03/23	Sat 04/03/23	Sun 05/03/23	Mon 06/03/23	Tue 07/03/23	Wed 08/03/23	5-Day Av	7-Day Av



Classification Schemes

Scheme F Classification Scheme (Non-metric)

Scheme F is an attempt to implement the FWHA's visual classification scheme as an axle-based classification scheme. This is one of several interpretations.

Class	Vehicle Type	No. of Axles	Axle spacing in feet				
			Axle 1 to 2	Axle 2 to 3	Axle 3 to 4	Axle 4 to 5	Axle 5 to 6
1	motorcycle	2	<6.0				
2	passenger car	2	6.0 - 10.0				
	car + 1 axle trailer	3	<10.0	10.0 - 18.0			
	car + 2 axle trailer	4	<10.0		<3.5		
3	pickup	2	10.0 - 15.0				
	pickup + 1 axle trailer	3	10.0 - 15.0	10.0 - 18.0			
	pickup + 2 axle trailer	4	10.0 - 15.0		<3.5		
	pickup + 3 axle trailer	5	9.9 - 15.0			<3.5	
4	Traditional bus/coach	2	>20.0				
	Traditional bus/coach	3	>19.0				
5	single unit truck/bus - dual rear axle	2	14.9 - 20.0			<3.5	
6	3 axle truck	3		<18.0			
7	4 axle truck	4					
8	2S1	3		>18.0			
	2S2	4		>5.0	>3.5		
	3S1	4		<5.0	>10.0		
9	3S2	5		<6.1		3.5 - 8.0	
	5 axle combination	5					
10	6 axle combination	6			3.5 - 5.0		
	3S3	6					
11	2S1-2	5		>6.0			
12	3S1-2	6					>10.0
13	truck	7 or more					

Annex C: 2024 Automatic Traffic Counts and Radar Surveys

PROJECT 40187 Bideford, Devon
SITE CODE 40187-003
LOCATION B3233 Barnstable St

START DATE Tue 09 Jul, 2024
END DATE Mon 15 Jul, 2024 (inc.)
SPEED LIMIT 30mph
SURVEY TYPE 7-day ATC, 15min periods, 6 veh. classes



ATC SUMMARY REPORT

7-DAY AUTOMATIC TRAFFIC COUNT

SUMMARY

COMBINED NORTH- & SOUTHBOUND

Total recorded volume	82,441
Avg daily volume (based on 7 days)	11,777.3
Average daily speed (7 days)	32.0mph
Average daily 85%ile (7 days)	36.6mph
AAWT (annual average daily traffic)	12,071.8
AAWT (annual average weekday traffic)	13,410.7
Avg weekday volume (Mon-Fri, 24hrs)	13,014.2
Avg weekday speed (Mon-Fri, 24hrs)	31.7mph
Avg 12hr weekday volume (Mon-Fri, 0700-1900)	11,176.4
Avg 12hr weekday speed (Mon-Fri, 0700-1900)	31.3mph

A 7-day automatic traffic count on B3233 Barnstable St, commencing Tue 09 Jul 2024, recorded a total of 82,441 vehicles. The posted speed limit of 30mph was exceeded by 62.9% of vehicles, and the seasonally adjusted, combined AADT value is 12,072 (see 'Equipment & methodology' below).

The combined summary on the left shows the total volumes, average speeds, AADT and 85%iles recorded in both directions from all the recorded data, plus the Mon-Fri peak periods. Speeding vehicles are defined as those travelling 31mph and above.

The summaries below provide directionalised details including speeding percentages and weekday daytime details.

NORTHBOUND

Total recorded volume	41,758
Avg daily volume (based on 7 days)	5,965.4
Average daily speed (7 days)	32.5mph
Average daily 85%ile (7 days)	37.3mph
% of vehicles exceeding 30mph	67.1%
Avg weekday volume (Mon-Fri, 24hrs)	6,605.2
Avg weekday speed (Mon-Fri, 24hrs)	32.3mph
Avg 12hr weekday volume (Mon-Fri, 0700-1900)	5,693.8
Avg 12hr weekday speed (Mon-Fri, 0700-1900)	31.9mph
Avg 12hr weekday 85%ile (Mon-Fri, 0700-1900)	36.1mph
AM avg peak vol period (Mon-Fri)	08:15 to 08:30
PM avg peak vol period (Mon-Fri)	17:00 to 17:15

SOUTHBOUND

Total recorded volume	40,683
Avg daily volume (based on 7 days)	5,811.9
Average daily speed (7 days)	31.5mph
Average daily 85%ile (7 days)	35.9mph
% of vehicles exceeding 30mph	58.6%
Avg weekday volume (Mon-Fri, 24hrs)	6,409.0
Avg weekday speed (Mon-Fri, 24hrs)	31.2mph
Avg 12hr weekday volume (Mon-Fri, 0700-1900)	5,482.6
Avg 12hr weekday speed (Mon-Fri, 0700-1900)	30.8mph
Avg 12hr weekday 85%ile (Mon-Fri, 0700-1900)	34.7mph
AM avg peak vol period (Mon-Fri)	07:45 to 08:00
PM avg peak vol period (Mon-Fri)	15:45 to 16:00

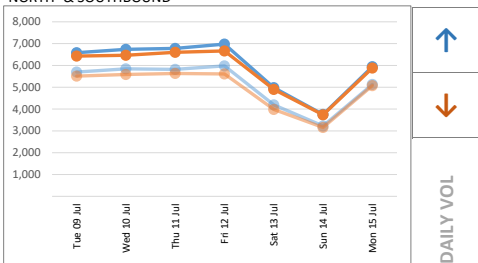
SITE LOCATION



LOCATION	B3233 Barnstable St
DATES	Tue 09 Jul to Mon 15 Jul inc.
LAT / LNG	51° 1'32.97"N, 4°11'51.42"W
PSL	30mph
DIRECTION 1	↑ Northbound
DIRECTION 2	↓ Southbound

DAILY VOLUMES

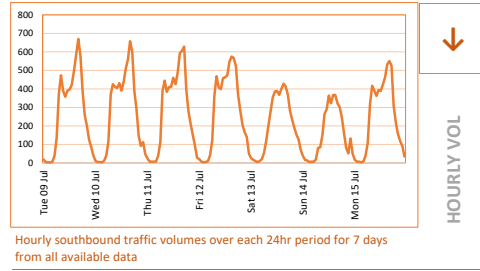
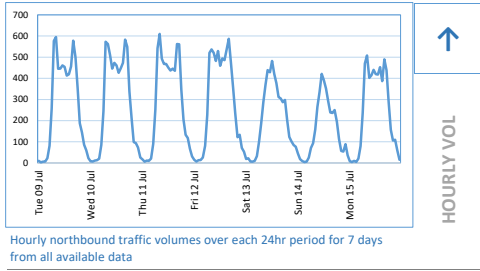
NORTH- & SOUTHBOUND



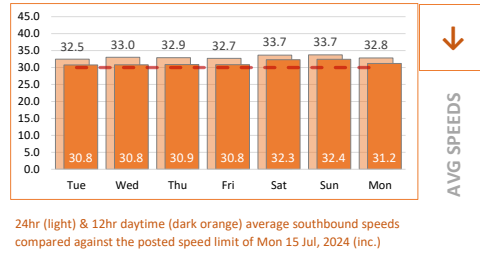
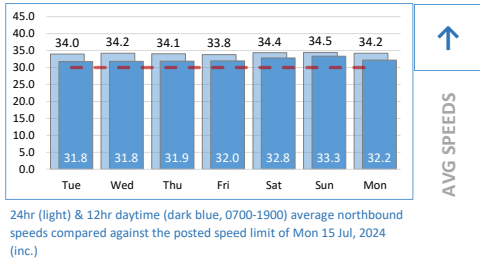
Total 24hr northbound (solid, dark blue) and southbound (solid, dark orange) traffic volumes, with light blue and orange representing 12hr volumes (0700-1900), over 7 consecutive days from all available data.

As can be expected, the lowest 24hr volumes were recorded on the Sunday, whilst the highest was on the Friday.

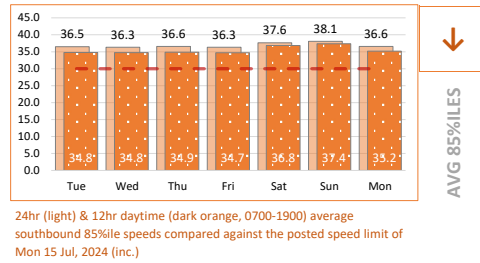
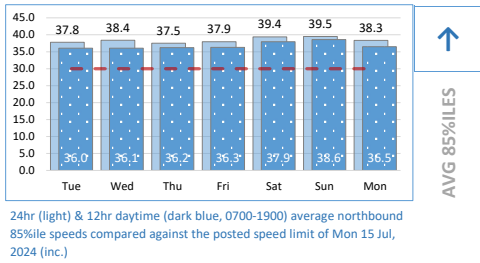
HOURLY VOLUMES



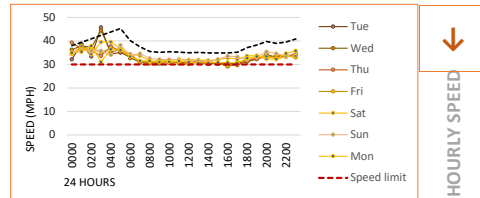
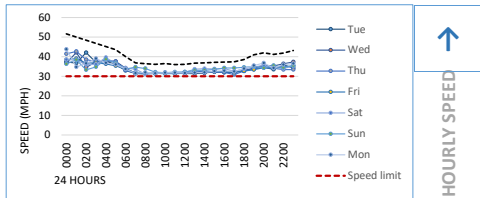
24hr & 12hr AVG SPEEDS



24hr & 12hr 85%ile SPEEDS

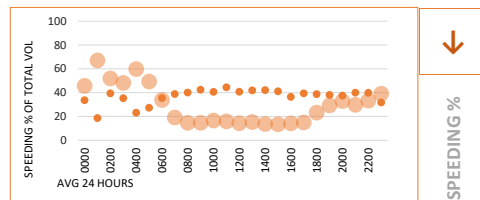
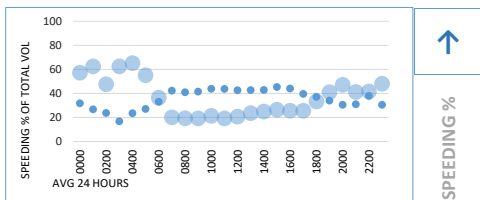


HOURLY SPEEDS



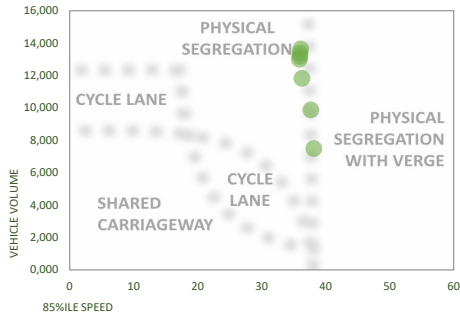
The peak northbound daytime speed was 36.5mph at 07:45 on Sun 14 Jul, whilst the peak southbound speed was 36.4mph at 07:15 on Sun 14 Jul (based on 15min averages between 0700 & 1900).

SPEEDING % EXCEEDING 30mph



7-day average percentages of vehicles exceeding the posted speed limit each hour. The small, darker dots represent the percentage travelling between 30 and 35mph, whilst the larger markers represent those at 36mph and above. A high proportion of larger dots may indicate a potential speeding issue.

CYCLE PROVISION



The cycle provision diagram compares total daily traffic flow (vertical axis) against the average daily 85%ile speed (horizontal axis) to demonstrate cyclist and vulnerable user considerations.

The guidelines are based on the Sustrans Design Manual (Apr 2014); Understanding User Needs, part 2.

Valid 85%iles are required to plot the graph.

5-DAY AVERAGE CLASSES

NORTHBOUND WEEKDAY AVG

TIME	MOTOR CYCLES	CAR	LGV	OGV1	OGV2	TOTAL
0000	0.0	9.2	1.8	0.6	0.0	11.6
0100	0.0	5.4	0.0	0.0	0.0	5.4
0200	0.2	9.0	1.0	0.0	0.0	10.2
0300	0.8	7.4	1.6	0.0	0.0	9.8
0400	0.0	19.0	1.8	0.8	0.6	22.2
0500	0.4	69.4	5.8	2.0	5.6	83.2
0600	4.2	199.0	27.6	6.2	6.8	243.8
0700	3.0	442.6	67.4	13.8	8.4	535.2
0800	1.8	458.8	67.8	19.8	12.0	560.2
0900	2.0	390.6	50.6	17.4	10.6	471.2
1000	3.8	373.0	48.8	17.2	7.6	456.4
1100	4.8	391.2	54.0	17.0	6.0	473.0
1200	1.8	374.6	46.2	16.2	9.0	447.8
1300	4.0	367.2	45.6	14.4	4.8	436.0
1400	1.8	379.8	50.6	11.0	6.4	449.6
1500	3.6	395.0	42.6	9.6	5.0	455.8
1600	5.8	475.8	61.2	12.2	4.2	559.2
1700	6.2	444.6	40.2	9.2	3.2	503.4
1800	6.4	296.8	22.4	6.2	4.6	336.4
1900	4.2	174.0	14.4	4.8	0.8	198.2
2000	3.0	105.4	8.8	3.6	0.2	121.0
2100	0.8	94.2	7.8	5.2	0.2	108.2
2200	1.0	55.8	5.6	3.6	0.2	66.2
2300	0.8	23.8	2.0	2.6	0.2	29.4
12hr TTL	45.0	4790.0	597.4	164.0	81.8	5678.2
24hr TTL	60.4	5561.6	675.6	193.4	96.4	6587.4
	1%	84%	10%	3%	1%	

SOUTHBOUND WEEKDAY AVG

TIME	MOTOR CYCLES	CAR	LGV	OGV1	OGV2	TOTAL
0000	0.4	16.2	1.6	0.4	0.0	18.6
0100	0.2	6.0	0.0	0.0	0.0	6.2
0200	0.4	4.0	0.4	0.0	0.2	5.0
0300	0.0	2.6	1.2	0.0	0.4	4.2
0400	0.0	7.6	0.0	0.6	0.4	8.6
0500	0.4	29.8	5.2	2.0	1.8	39.2
0600	3.0	88.2	16.2	5.2	5.0	117.6
0700	2.4	283.4	56.8	12.0	6.2	360.8
0800	2.4	347.4	73.0	12.0	8.8	443.6
0900	2.8	306.8	60.0	20.6	5.8	395.0
1000	2.6	313.2	47.2	16.4	6.2	385.6
1100	2.2	336.8	53.8	16.0	6.8	415.6
1200	2.6	345.8	50.4	15.0	4.8	418.6
1300	2.8	365.2	49.8	13.8	4.4	436.0
1400	4.4	425.8	50.8	10.4	6.6	498.0
1500	2.0	480.4	59.6	15.6	9.0	566.6
1600	4.6	517.2	67.0	11.0	9.4	609.2
1700	3.4	499.8	50.4	9.8	6.0	569.4
1800	3.0	324.4	32.2	5.6	3.2	368.4
1900	4.4	233.0	21.0	4.8	1.4	264.6
2000	5.8	162.2	12.0	2.8	1.4	184.2
2100	1.8	118.2	8.4	2.6	0.2	131.2
2200	2.0	91.4	8.2	2.8	0.4	104.8
2300	0.0	33.2	3.8	2.4	0.0	39.4
12hr TTL	35.2	4546.2	651.0	158.2	77.2	5467.8
24hr TTL	53.6	5338.6	729.0	181.8	88.4	6391.4
	1%	84%	11%	3%	1%	

Average weekday northbound and southbound volumes by class (condensed to the AQMA scheme), including 12hr totals for 0700-1900 and overall average percentages. Calculated from all available data over 5 weekdays. See 'Equipment & Methodology' below for accuracy details.

METHODOLOGY

Equipment & methodology

Automatic traffic counts are undertaken using a pair of pneumatic tubes installed securely across the carriageway, one metre apart, recording air pulses to determine vehicle speed, class and volume. The ATC equipment generally remains in place for a consecutive seven day period, and the data analysed post-survey.

In queuing conditions, the accuracy of ATC recording equipment may reduce as follows;

- 20 – 30mph: potential reduction of 9% accuracy in volume values
- 10 – 20mph: potential reduction of 26% accuracy in volume values
- 00 – 10mph: potential reduction of 39% accuracy in volume values

These figures are based on multiple ATC results compared against accepted reference values from resilient manual counts.

Weather & environmental

Inclement conditions during winter months or outbreaks of unseasonable weather may affect survey data collection. This can result in distorted traffic flows or unusable data and should be considered prior to survey approval. Although forecast checks are made prior to the survey commencing, Advanced Transport Research cannot be held responsible for the forecast accuracy.

CLASS	ABBREV.	DESCRIPTION	AXLES	LENGTH
1	MC	Motorcycle	2	Up to 1.7m
2	Cars	Cars, taxis, 4WD	2	1.7 to 3.2m
3	LGV	Light goods vehicles	2 or 3	2.1 to 3.2m
4	OGV1	Other goods vehicles class 1	2 or 3	2.1 to 3.2m
5	OGV2	Other goods vehicles class 2	4	2.1 to 3.2m
6	PSV	Public service vehicles	2 or 3	2.1 to 3.2m

Equipment damage, failure & calculations

Although checked intermittently the equipment remains unmanned for much of the duration of the survey, and can potentially be interfered with, vandalised, damaged or stolen and Advanced Transport Research cannot be held responsible for any periods where data has not been captured.

16hr AADTs are calculated using the seasonal COBA methodology; DMRB Vol. 13, Pt 4: Traffic Flow Input To COBA.

Roadworks & events

Where possible, roadworks checks are made 7 days before the survey commences. Additionally, influencing major local events are also monitored, covering the immediate vicinity of the surveys and any routes likely to affect the outcome of the survey.

Vehicle classifications

Vehicles recorded by the ATC are placed into one of six classes (bins) based on axle spacing and pattern. This scheme is based on the COBA Chapter 8 (Vol 13, Sec 1) classifications.

Under adverse conditions the accuracy of ATC classifications will deteriorate and an appropriate link count should be used for validation.

Disclaimer

Although every attempt is made to achieve accuracy, Advanced Transport Research may not be held liable for errors of fact or interpretation.

DIR 1

PROJECT 40187 Bideford, Devon
 SITE 40187-003
 LOCATION B3233 BARNSTAPLE ST
 DIRECTION NORTHBOUND ↑
 PSL 30mph

ALL VEHICLES
 Motorcycles
 Cars, taxis, 4WD
 LGV
 OGV1
 OGV2
 PSV
 0 - 10 mph
 10 - 15 mph
 15 - 20 mph
 20 - 25 mph
 25 - 30 mph
 30 - 35 mph
 35 - 40 mph
 40 - 45 mph
 45 - 50 mph
 50 - 60 mph
 60 - 70 mph
 70 - 80 mph
 80 - 90 mph
 90 - 100 mph
 AVG SPD
 85%ile
 PSL SPEEDING
 PSLM SPEEDING
 ACPD SPEEDING
 ACPDM SPEEDING
 DIT SPEEDING
 DITM SPEEDING

Tue 09 Jul

DAY 1	TOTAL	CLS						TIME	SPD										AVG	85%ile	PSL	PSLM	ACPD	ACPD	DIT	DITM			
		1	2	3	4	5	6		10	15	20	25	30	35	40	45	50	60									70	80	90
0000	3	0	2	1	0	0	0	0000	0	0	0	0	2	1	0	0	0	0	0	0	0	28.5	-	1	33.3	0	0	0	0
0015	4	0	2	2	0	0	0	0015	0	0	0	0	0	0	0	2	1	0	0	0	0	40.3	-	3	75.0	3	75.0	1	25.0
0030	1	0	1	0	0	0	0	0030	0	0	0	0	0	0	0	1	0	0	0	0	0	43.4	-	1	100.0	1	100.0	0	0
0045	2	0	2	0	0	0	0	0045	0	0	0	0	0	0	1	0	1	0	0	0	0	40.2	-	2	100.0	2	100.0	1	50.0
0100	1	0	1	0	0	0	0	0100	0	0	0	0	0	0	0	0	1	0	0	0	0	45.7	-	1	100.0	1	100.0	1	100.0
0115	1	0	1	0	0	0	0	0115	0	0	0	0	0	1	0	0	0	0	0	0	0	32.4	-	1	100.0	0	0	0	0
0130	1	0	1	0	0	0	0	0130	0	0	0	0	0	1	0	0	0	0	0	0	0	31.9	-	1	100.0	0	0	0	0
0145	0	0	0	0	0	0	0	0145	0	0	0	0	0	0	0	0	0	0	0	0	0	-	-	0	0	0	0	0	0
0200	2	0	2	0	0	0	0	0200	0	0	0	0	0	0	0	0	2	0	0	0	0	57.3	-	2	100.0	2	100.0	2	100.0
0215	1	0	1	0	0	0	0	0215	0	0	0	0	0	0	1	0	0	0	0	0	0	38.7	-	1	100.0	1	100.0	0	0
0230	2	0	2	0	0	0	0	0230	0	0	0	0	1	0	1	0	0	0	0	0	0	32.7	-	1	50.0	1	50.0	0	0
0245	1	0	1	0	0	0	0	0245	0	0	0	0	0	1	0	0	0	0	0	0	0	33.8	-	1	100.0	0	0	0	0
0300	0	0	0	0	0	0	0	0300	0	0	0	0	0	0	0	0	0	0	0	0	0	-	-	0	0	0	0	0	0
0315	1	0	1	0	0	0	0	0315	0	0	0	0	0	0	0	0	1	0	0	0	0	45.0	-	1	100.0	1	100.0	1	100.0
0330	1	0	1	0	0	0	0	0330	0	0	0	0	0	1	0	0	0	0	0	0	0	39.3	-	1	100.0	1	100.0	0	0
0345	5	1	3	1	0	0	0	0345	0	0	0	0	0	3	1	1	0	0	0	0	0	35.1	-	5	100.0	2	40.0	0	0
0400	1	0	0	1	0	0	0	0400	0	0	0	0	0	0	0	0	1	0	0	0	0	45.5	-	1	100.0	1	100.0	1	100.0
0415	5	0	5	0	0	0	0	0415	0	0	0	1	1	1	1	2	0	0	0	0	0	36.7	-	4	80.0	3	60.0	0	0
0430	8	0	5	2	1	0	0	0430	0	0	0	0	1	2	3	2	0	0	0	0	0	35.8	-	7	87.5	5	62.5	0	0
0445	9	0	8	1	0	0	0	0445	0	0	0	0	1	5	3	0	0	0	0	0	0	39.0	-	9	100.0	8	88.9	0	0
0500	7	0	6	0	0	1	0	0500	0	0	0	1	2	0	2	1	1	0	0	0	0	40.2	-	6	85.7	4	57.1	2	28.6
0515	18	0	16	0	1	1	0	0515	0	0	0	0	7	3	3	3	1	1	0	0	0	35.4	44.1	11	61.1	8	44.4	2	11.1
0530	28	0	25	2	0	1	0	0530	0	0	0	0	2	8	8	6	4	1	0	0	0	37.5	44.3	26	92.9	18	64.3	4	14.3
0545	28	1	22	2	2	1	0	0545	0	0	0	1	8	8	7	7	2	1	0	0	0	34.0	41.2	19	67.2	11	39.3	1	3.3
0600	46	1	38	7	0	2	0	0600	0	0	0	1	11	11	15	8	3	2	0	0	0	34.9	42.0	36	75.0	25	52.1	2	4.2
0615	49	0	43	3	2	1	0	0615	0	0	0	0	17	15	13	8	1	0	0	0	0	32.9	38.0	32	65.3	17	34.7	1	2.0
0630	76	2	64	7	2	1	0	0630	0	0	0	0	27	27	17	5	0	0	0	0	0	32.9	38.5	49	64.5	22	29.0	0	0
0645	85	1	69	11	3	2	0	0645	0	1	6	0	27	19	22	10	0	0	0	0	0	31.9	38.9	51	60.0	32	37.7	0	0
0700	125	0	100	20	2	2	1	0700	0	0	0	2	38	51	28	6	0	0	0	0	0	32.3	37.6	85	68.0	34	27.2	0	0
0715	149	0	120	21	5	3	0	0715	0	0	2	53	53	37	11	6	1	0	0	0	0	31.3	34.4	95	63.8	18	12.1	1	0.7
0730	157	2	125	25	2	2	1	0730	0	0	0	0	76	64	14	2	1	0	0	0	0	31.0	34.4	81	51.6	17	10.8	1	0.6
0745	146	0	122	12	8	4	0	0745	0	0	0	0	62	56	20	5	0	0	0	0	0	31.3	35.6	81	55.5	25	17.1	0	0
0800	146	0	119	20	3	3	1	0800	0	0	0	4	54	73	14	1	0	0	0	0	0	31.0	34.7	88	60.3	15	10.3	0	0
0815	151	0	122	17	8	3	1	0815	0	0	1	9	60	61	17	3	0	0	0	0	0	30.5	34.8	81	53.6	20	13.3	0	0
0830	161	0	133	20	5	3	0	0830	0	1	60	51	62	23	5	0	0	0	0	0	0	31.5	35.4	100	62.1	28	17.4	0	0
0845	137	0	115	20	2	0	0	0845	0	0	1	6	44	57	21	8	0	0	0	0	0	31.7	37.2	86	62.8	29	21.2	0	0
0900	116	0	94	16	2	2	2	0900	0	0	0	4	51	42	13	5	1	0	0	0	0	31.1	35.5	61	52.6	19	16.4	1	0.9
0915	117	1	92	15	8	1	0	0915	0	0	0	0	38	58	18	3	0	0	0	0	0	31.7	35.9	79	67.5	21	18.0	0	0
0930	108	1	94	10	3	0	0	0930	0	0	0	3	43	44	12	5	1	0	0	0	0	31.5	35.8	62	57.4	18	16.7	1	0.9
0945	104	0	81	14	5	4	0	0945	0	0	0	0	43	46	12	2	1	0	0	0	0	31.7	35.0	61	56.9	15	14.4	1	0.8
1000	100	2	85	10	2	0	1	1000	0	0	0	0	32	38	24	4	1	1	0	0	0	32.9	37.6	68	68.0	30	30.0	2	2.0
1015	109	2	93	10	2	2	0	1015	0	0	0	2	34	45	19	9	0	0	0	0	0	32.3	36.5	73	67.0	28	25.7	0	0
1030	122	2	105	7	7	1	0	1030	0	0	0	0	57	52	11	2	0	0	0	0	0	30.9	34.1	65	53.3	13	10.7	0	0
1045	115	1	99	12	1	2	0	1045	0	0	0	0	54	47	11	3	0	0	0	0	0	30.9	34.9	61	53.0	14	12.2	0	0
1100	124	1	100	14	8	0	1	1100	0	0	1	3	47	46	23	4	0	0	0	0	0	31.6	36.4	73	58.9	27	21.8	0	0
1115	115	2	91	15	3	2	2	1115	0	0	0	0	46	56	10	0	0	0	0	0	0	31.0	34.3	67	58.3	11	9.6	1	0.5
1130	131	1	112	14	2	2	0	1130	0	0	0	0	39	58	29	4	1	0	0	0	0	32.5	36.7	92	70.2	34	26.0	1	0.8
1145	91	0	75	9	5	2	0	1145	0	0	0	3	34	38	15	1	0	0	0	0	0	31.3	35.6	54	59.3	16	17.6	0	0
1200	104	1	87	10	4	1	1	1200	0	0	0	0	39	48	15	2	0	0	0	0	0	31.7	35.3	65	62.5	17	16.4	0	0
1215	109	0	92	10	1	6	0	1215	0	0	0	0	46	44	18	1	0	0	0	0	0	31.4	35.6	63	57.8	19	17.4	0	0
1230	113	1	106	3	4	2	0	1230	0	0	0	0	42	61	17	3	0	0	0	0	0	31.6	36.1	81	65.9	20	16.3	0	0
1245	118	0	101	13	2	0	0	1245	0	0	0	1	51	48	17	1	0	0	0	0	0	31.0	35.3	66	55.9	18	15.3	0	0
1300	109	0	92	14	3	0	0	1300	0	0	0	5	48	47	7	1	1	0	0	0	0	30.5	34.4	56	51.4	9	8.3	1	0.9
1315	103	1	83	12	7	0	0	1315	0	0	0	2	36	48	15	1	1	0	0	0	0	31.7	35.8	65	63.1	17	16.5	1	1.0
1330	102	2	84	11	3	1	1	1330	0	0	0	0	33	43	26	0	0	0	0	0	0	32.1	36.6	69	67.7	26	25.5	0	0
1345	99	1	85	10	2	1	0	1345	0	0	0	3	38	42															

Fri 12 Jul

DAY 4

	Total	Cl 1	Cl 2	Cl 3	Cl 4	Cl 5	Cl 6	Fixd	Time	Vbin 0	Vbin 10	Vbin 15	Vbin 20	Vbin 25	Vbin 30	Vbin 35	Vbin 40	Vbin 45	Vbin 50	Vbin 60	Vbin 70	Vbin 80	Vbin 90	Mean	Vsp 85	IPSL 30	IPSL 35	IPSL 45	IPSL 45
0000	3	0	2	0	1	0	0		0000	0	0	0	0	0	1	1	0	0	0	0	0	0	0	36.3	3	100.0	1	35.0	0.0
0015	3	0	3	0	0	0	0		0015	0	0	0	0	0	1	1	0	0	0	0	0	0	0	36.5	3	100.0	2	66.7	0.0
0030	4	0	4	0	0	0	0		0030	0	0	0	0	1	1	0	0	0	2	0	0	0	0	43.6	3	75.0	2	50.0	2
0045	5	0	3	2	0	0	0		0045	0	0	0	0	1	1	2	1	0	0	0	0	0	0	36.6	4	80.0	3	60.0	0
0100	3	0	3	0	0	0	0		0100	0	0	0	0	2	1	0	0	0	0	0	0	0	0	28.8	1	33.3	0	0.0	0.0
0115	1	0	1	0	0	0	0		0115	0	0	0	0	0	0	0	0	0	1	0	0	0	0	51.3	1	100.0	1	100.0	1
0130	1	0	1	0	0	0	0		0130	0	0	0	0	0	0	0	0	0	1	0	0	0	0	50.2	1	100.0	1	100.0	1
0145	2	0	2	0	0	0	0		0145	0	0	0	0	1	1	0	0	0	0	0	0	0	0	49.7	2	100.0	2	50.0	1
0200	4	0	4	0	0	0	0		0200	0	0	0	0	1	0	1	0	1	1	0	0	0	0	43.0	3	75.0	3	75.0	2
0215	2	0	2	0	0	0	0		0215	0	0	0	0	2	0	0	0	0	0	0	0	0	0	28.3	0	0.0	0	0.0	0
0230	4	0	4	0	0	0	0		0230	0	0	0	0	1	1	2	1	0	0	0	0	0	0	37.1	3	75.0	3	75.0	0
0245	3	0	2	1	0	0	0		0245	0	0	0	0	1	1	1	0	0	0	0	0	0	0	33.3	2	66.7	1	33.3	0
0300	2	0	1	1	0	0	0		0300	0	0	0	0	1	0	1	0	0	0	0	0	0	0	31.3	1	50.0	1	50.0	0
0315	2	0	0	2	0	0	0		0315	0	0	0	0	0	0	1	1	0	0	0	0	0	0	40.6	2	100.0	2	100.0	0
0330	4	1	3	0	0	0	0		0330	0	0	0	0	0	0	3	1	0	0	0	0	0	0	37.5	4	100.0	4	100.0	0
0345	6	0	3	3	0	0	0		0345	0	0	0	0	2	0	1	3	0	0	0	0	0	0	37.2	4	66.7	4	66.7	0
0400	1	0	1	0	0	0	0		0400	0	0	0	0	1	0	0	0	0	0	0	0	0	0	29.2	0	0.0	0	0.0	0
0415	9	0	9	0	0	0	0		0415	0	0	0	0	1	2	2	3	1	0	0	0	0	0	28.0	8	88.9	6	66.7	1
0430	8	0	6	1	0	1	0		0430	0	0	0	0	1	4	3	0	0	0	0	0	0	0	34.0	7	87.5	3	37.5	0
0445	8	0	8	0	0	0	0		0445	0	0	0	0	1	3	1	2	1	0	0	0	0	0	37.5	7	87.5	4	50.0	1
0500	9	0	8	0	0	1	0		0500	0	0	0	0	3	2	4	0	0	0	0	0	0	0	22.9	6	66.7	4	44.4	0
0515	27	0	23	0	2	2	0		0515	0	0	0	0	9	8	4	5	1	0	0	0	0	0	33.9	42.2	18	66.7	10	37.0
0530	22	0	17	3	1	1	0		0530	0	0	0	0	3	6	4	5	3	1	0	0	0	0	37.6	46.1	19	86.4	13	59.1
0545	29	0	22	5	2	0	0		0545	0	0	0	0	7	8	8	2	3	1	0	0	0	0	35.8	49.0	18	79.2	19	26.3
0600	42	0	32	6	3	1	0		0600	0	0	0	0	12	10	10	6	5	0	0	0	0	0	32.8	40.9	27	64.3	27	64.3
0615	47	0	39	5	1	2	0		0615	0	0	0	0	20	15	7	5	0	0	0	0	0	0	32.3	38.3	27	57.5	12	25.5
0630	66	1	55	6	2	2	0		0630	0	0	0	0	11	20	20	11	3	1	0	0	0	0	35.7	41.4	55	83.3	35	53.0
0645	78	0	66	4	0	3	0		0645	0	0	0	0	3	27	24	10	10	2	0	0	0	0	32.2	39.3	43	58.9	19	26.3
0700	105	0	81	21	3	0	0		0700	0	0	0	0	4	23	26	25	7	0	0	0	0	0	35.0	37.8	78	74.3	42	40.0
0715	145	2	117	19	4	3	0		0715	0	0	0	0	2	59	67	12	5	0	0	0	0	0	31.2	34.7	84	57.9	17	11.7
0730	120	2	100	13	3	2	0		0730	0	0	0	0	4	46	61	15	2	0	0	0	0	0	31.5	34.9	78	60.9	17	13.3
0745	142	0	112	21	5	3	1		0745	0	0	0	0	2	39	66	30	4	1	0	0	0	0	31.2	36.4	101	71.1	35	24.7
0800	142	0	114	20	6	2	0		0800	0	0	0	0	0	46	68	22	4	2	0	0	0	0	32.9	35.7	96	67.6	28	19.7
0815	153	0	123	16	7	6	1		0815	0	0	0	0	9	70	52	20	2	0	0	0	0	0	30.5	34.8	74	48.4	22	14.4
0830	126	0	104	12	7	3	0		0830	0	0	0	0	3	46	46	21	5	2	1	0	0	0	31.9	36.8	75	59.3	29	23.0
0845	116	0	94	18	3	1	0		0845	0	0	0	0	3	40	56	10	7	0	0	0	0	0	31.7	35.3	73	62.9	17	14.7
0900	118	0	98	13	5	1	1		0900	0	0	0	0	1	46	49	19	2	1	0	0	0	0	31.6	36.2	71	60.2	22	18.6
0915	112	0	96	10	3	3	0		0915	0	0	0	0	1	38	53	19	1	0	0	0	0	0	31.5	35.5	73	65.2	20	17.9
0930	142	1	118	15	4	3	1		0930	0	0	0	0	4	43	65	28	1	1	0	0	0	0	31.6	35.8	95	66.9	30	21.1
0945	148	1	122	17	5	3	0		0945	0	0	0	0	0	57	64	26	1	0	0	0	0	0	31.6	35.3	91	61.5	27	18.2
1000	124	0	97	13	5	3	1		1000	0	0	0	0	1	36	53	14	2	0	0	0	0	0	32.6	34.5	69	55.7	16	12.9
1015	110	1	92	9	6	2	0		1015	0	1	0	0	0	36	43	25	4	1	0	0	0	0	32.2	36.5	73	66.4	30	27.3
1030	124	0	99	22	2	1	0		1030	0	0	0	0	1	50	49	18	6	0	0	0	0	0	31.7	35.7	73	58.9	24	19.4
1045	124	0	105	18	1	1	0		1045	0	0	0	0	0	37	68	16	2	0	0	0	0	0	31.8	35.0	86	69.4	18	14.5
1100	142	3	115	16	6	3	1		1100	0	0	0	0	4	48	46	21	5	2	1	0	0	0	31.3	33.9	90	63.4	14	9.9
1115	132	2	107	16	7	0	0		1115	0	0	0	0	1	54	49	26	1	1	0	0	0	0	31.7	35.9	77	58.3	28	21.2
1130	130	1	115	10	2	1	1		1130	0	0	0	0	4	57	47	17	5	0	0	0	0	0	31.3	35.5	69	53.1	22	16.9
1145	125	2	103	15	5	0	0		1145	0	0	0	0	8	48	43	18	8	0	0	0	0	0	31.4	35.8	68	55.2	26	20.8
1200	132	0	113	17	2	0	0		1200	0	0	0	0	0	47	62	17	5	1	0	0	0	0	31.8	35.8	85	64.4	23	17.4
1215	125	1	86	12	3	1	2		1215	0	0	0	0	0	30	52	18	3	2	0	0	0	0	32.5	35.9	75	71.4	23	21.9
1230	108	0	87	13	5	3	0		1230	0	0	0	0	1	36	44	22	4	1	0	0	0	0	32.3	37.3	71	65.7	27	25.0
1245	114	0	101	7	6	0	0		1245	0	0	0	0	5	37	40	24	7	1	0	0	0	0	32.2	36.8	72	63.2	32	28.1
1300	124	4	105	10	3	1	1		1300	0	0	0	0	1	51	43	21	7	1	0	0	0	0	31.9	37.5	72	58.1	29	23.4
1315	126	0	128	15	2	1	0		1315	0	0	0	0	4	48	58	37	3	3	0	0	0	0	32.6	37.5	101	68.2	43	29.1
1330	118	2	99	14	2	0	1		1330	0	0	0	0	1	37	60	17	2	1	0	0	0	0	31.7	35.8	80	67.8	20	17.0
1345	126	2	103	17	2	2	0		1345	0	0	0	0	4	43	59	20	2	0	0	0	0	0	31.5	35.8	81	64.3	22	17.5
1400	119	0	100	11	5	3	0		1400	0	0	0	0	2	40	54	17	4	2	0	0	0	0	32.0	35.5	77	64.7	23	19.3
1415	120	1	95	21	1	2	0		1415	0	0	0	0	1	28	57	27	6	0	0	0	0	0	32.0	37.4	90	75.0	33	27.5
1430	124	0	109	10	5																								

Sun 14 Jul

DAY 6

	Total	Cl 1	Cl 2	Cl 3	Cl 4	Cl 5	Cl 6	Fixd	Time	Vbin 0	Vbin 10	Vbin 15	Vbin 20	Vbin 25	Vbin 30	Vbin 35	Vbin 40	Vbin 45	Vbin 50	Vbin 60	Vbin 70	Vbin 80	Vbin 90	Mean	Vsp 85	IPSL	IPSL 30	IPSL 35	IPSL 35 AC/PO	IPSL 35 AC/PO	IPSL 35 AC/PO	IPSL 45	IPSL 45	
0000	20	0	16	3	1	0	0		0000	0	0	0	0	2	9	6	2	1	0	0	0	0	0	34.7	40.4	18	90.0	9	45.0	1	5.0			
0015	1	1	9	0	0	0	0		0015	0	0	0	1	0	1	3	3	1	1	0	0	0	0	0	39.6	0	9	90.0	8	80.0	2	20.0		
0030	8	0	6	1	1	0	0		0030	0	0	0	0	0	5	1	2	0	0	0	0	0	0	35.7	-	8	100.0	3	37.5	0	0.0			
0045	7	0	7	0	0	0	0		0045	0	0	0	0	0	2	4	1	0	0	0	0	0	0	36.8	-	7	100.0	5	71.4	0	0.0			
0100	7	0	7	0	0	0	0		0100	0	0	0	0	0	1	4	1	1	0	0	0	0	0	38.5	-	7	100.0	6	85.7	1	14.3			
0115	5	0	5	0	0	0	0		0115	0	0	0	0	0	4	1	0	0	0	0	0	0	0	32.4	-	5	100.0	1	20.0	0	0.0			
0130	3	0	2	0	1	0	0		0130	0	0	0	0	0	1	0	0	1	1	0	0	0	0	45.8	-	3	100.0	2	66.7	0	0.0			
0145	3	0	3	0	0	0	0		0145	0	0	0	0	0	1	0	0	1	0	0	0	0	0	40.7	-	3	100.0	2	33.3	1	33.3			
0200	0	0	0	0	0	0	0		0200	0	0	0	0	0	0	0	0	0	0	0	0	0	0	0	-	-	0	0.0	0	0.0	0	0.0		
0215	1	0	1	0	0	0	0		0215	0	0	0	0	1	0	0	0	0	0	0	0	0	0	28.3	-	0	0.0	0	0.0	0	0.0			
0230	5	0	3	1	1	0	0		0230	0	0	0	0	3	1	1	0	0	0	0	0	0	0	20.8	-	2	40.0	1	20.0	0	0.0			
0245	3	0	1	2	0	0	0		0245	0	0	0	0	1	1	0	0	0	1	0	0	0	0	39.0	-	2	66.7	1	33.3	1	33.3			
0300	0	0	0	0	0	0	0		0300	0	0	0	0	0	0	0	0	0	0	0	0	0	0	0	-	-	0	0.0	0	0.0	0	0.0		
0315	1	0	1	0	0	0	0		0315	0	0	0	0	0	0	0	1	0	0	0	0	0	0	45.1	-	1	100.0	1	100.0	1	100.0			
0330	2	0	1	0	1	0	0		0330	0	0	0	0	1	0	1	0	0	0	0	0	0	0	32.8	-	1	50.0	1	50.0	0	0.0			
0345	1	0	1	0	0	0	0		0345	0	0	0	0	1	0	0	0	0	0	0	0	0	0	28.3	-	0	0.0	0	0.0	0	0.0			
0400	0	0	0	0	0	0	0		0400	0	0	0	0	0	0	0	0	0	0	0	0	0	0	0	-	-	0	0.0	0	0.0	0	0.0		
0415	2	0	2	0	0	0	0		0415	0	0	0	0	0	0	1	0	1	0	0	0	0	0	42.9	-	0	0.0	0	0.0	0	0.0			
0430	2	0	1	0	1	0	0		0430	0	0	0	0	1	0	1	0	0	0	0	0	0	0	32.1	-	1	50.0	1	50.0	0	0.0			
0445	2	0	2	0	0	0	0		0445	0	0	0	0	0	1	0	0	1	0	0	0	0	0	40.9	-	2	100.0	1	50.0	1	50.0			
0500	3	0	3	0	0	0	0		0500	0	0	0	0	2	1	0	0	0	0	0	0	0	0	24.0	-	3	100.0	1	33.3	0	0.0			
0515	8	0	8	0	0	0	0		0515	0	0	0	0	1	3	3	1	0	0	0	0	0	0	35.1	-	7	87.5	4	50.0	0	0.0			
0530	7	0	6	1	0	0	0		0530	0	0	0	0	4	1	1	1	0	0	0	0	0	0	36.9	-	7	100.0	3	42.9	1	14.3			
0545	7	0	2	0	0	0	0		0545	0	0	0	0	0	2	1	2	1	0	0	0	0	0	28.8	-	7	100.0	5	71.4	0	0.0			
0600	10	0	10	0	0	0	0		0600	0	0	0	0	0	0	0	0	0	0	0	0	0	0	0	0	0	0	0.0	0	0.0	0	0.0		
0615	11	0	11	0	0	0	0		0615	0	0	0	0	4	2	2	3	0	0	0	0	0	0	34.5	41.5	7	63.6	5	45.5	0	0.0			
0630	29	0	27	2	0	0	0		0630	0	0	0	0	7	9	6	4	3	0	0	0	0	0	35.5	43.7	22	75.9	13	44.8	3	10.3			
0645	21	0	18	2	0	0	1		0645	0	0	0	0	6	8	5	5	2	0	0	0	0	0	33.1	38.9	13	64.6	7	53.8	2	23.1			
0700	22	0	21	0	1	0	0		0700	0	0	0	0	5	4	5	4	0	0	0	0	0	0	35.5	42.5	17	77.3	13	58.1	0	0.0			
0715	25	1	20	4	0	0	0		0715	0	0	1	1	4	12	5	1	0	1	0	0	0	0	32.8	38.0	19	76.0	7	28.0	1	4.0			
0730	26	0	25	1	0	0	0		0730	0	0	0	0	5	12	6	2	1	0	0	0	0	0	34.2	39.2	21	80.8	9	34.6	1	3.8			
0745	20	0	20	0	0	0	0		0745	0	0	0	0	4	4	6	5	0	1	0	0	0	0	36.5	43.5	16	80.0	12	60.0	1	5.0			
0800	30	1	25	3	0	1	0		0800	0	0	0	1	4	9	13	2	1	0	0	0	0	0	35.0	39.5	25	83.3	16	53.3	1	3.3			
0815	31	0	30	1	0	0	0		0815	0	0	0	0	7	7	11	4	2	0	0	0	0	0	35.3	40.7	24	77.4	17	54.8	2	6.5			
0830	44	0	38	6	0	0	0		0830	0	0	0	0	18	12	18	3	2	0	0	0	0	0	34.8	38.3	35	79.6	23	52.3	2	4.5			
0845	53	4	43	3	2	1	0		0845	0	0	5	1	11	21	9	6	0	0	0	0	0	0	31.9	39.0	36	67.9	15	28.3	0	0.0			
0900	54	1	45	7	0	0	1		0900	0	0	0	0	8	26	14	5	1	0	0	0	0	0	33.9	39.0	46	85.2	20	37.0	1	1.9			
0915	70	0	67	2	1	0	0		0915	0	0	0	2	12	34	16	6	0	0	0	0	0	0	33.5	37.5	56	80.0	12	33.0	0	0.0			
0930	70	4	61	3	2	0	0		0930	0	0	3	9	3	19	22	9	4	1	0	0	0	0	29.5	37.6	36	51.4	14	20.0	1	1.4			
0945	71	4	62	4	1	0	0		0945	0	5	2	0	15	20	23	4	2	0	0	0	0	0	32.0	38.5	49	69.0	29	40.9	2	2.8			
1000	87	0	81	3	1	1	0		1000	0	0	0	0	32	33	16	6	0	0	0	0	0	0	32.3	38.5	55	63.2	22	25.3	0	0.0			
1015	79	2	74	3	0	0	0		1015	0	5	0	0	12	33	21	3	0	1	0	0	0	0	30.7	36.9	58	73.4	25	31.7	1	1.3			
1030	91	1	89	4	1	0	0		1030	1	2	2	2	0	11	50	19	9	0	1	0	0	0	33.1	38.5	79	83.2	29	30.5	1	1.1			
1045	74	4	67	3	0	0	2		1045	0	7	2	2	4	11	26	18	6	0	0	0	0	0	30.8	38.6	50	67.6	24	32.4	0	0.0			
1100	112	2	104	5	1	1	0		1100	0	0	0	3	7	32	18	6	1	0	0	0	0	0	32.8	37.0	77	68.8	25	23.1	1	0.9			
1115	104	2	96	5	1	0	0		1115	0	0	0	1	35	43	20	5	0	0	0	0	0	0	32.3	36.5	68	65.4	25	24.0	0	0.0			
1130	107	0	99	6	1	1	0		1130	0	0	3	6	30	46	15	6	1	0	0	0	0	0	31.4	36.8	68	63.6	22	20.6	1	0.9			
1145	98	3	90	3	0	2	0		1145	0	1	1	3	14	48	24	5	1	0	0	0	0	0	32.7	37.7	79	80.6	30	30.6	1	1.0			
1200	93	5	79	5	2	2	0		1200	0	6	0	3	24	43	17	0	0	0	0	0	0	0	30.6	35.8	60	64.5	17	18.3	0	0.0			
1215	94	1	84	7	1	1	0		1215	0	0	0	1	22	36	26	9	0	0	0	0	0	0	33.7	39.3	71	75.5	35	37.2	0	0.0			
1230	95	3	83	6	2	1	0		1230	0	0	0	0	21	48	22	2	2	0	0	0	0	0	33.1	37.2	74	77.9	26	27.4	2	2.1			
1245	109	3	96	6	2	2	0		1245	0	0	0	10	43	28	24	2	2	0	0	0	0	0	31.3	36.6	56	51.4	28	25.7	2	1.8			
1300	97	4	88	4	1	0	0		1300	0	0	0	0	21	45	23	7	1	0	0	0	0	0	33.6	38.6	76	78.4	31	32.0	1	1.0			
1315	100	4	88	6	0	2	0		1315	0	0	0	0	24	32																			

Mon 15 Jul

DAY 7

ID	Total	Ct						Fnd	Time	Vbin 0	Vbin 10	Vbin 15	Vbin 20	Vbin 25	Vbin 30	Vbin 35	Vbin 40	Vbin 45	Vbin 50	Vbin 60	Vbin 70	Vbin 80	Vbin 90	Mean	Vpo 85	Vpsl 80	Vpsl 30	Vpsl 35	Vpsl 35	Vpsl 45	Vpsl 45	
		1	2	3	4	5	6																									
0000	5	0	5	0	0	0	0	0000	0	0	0	0	0	0	0	0	0	0	0	0	0	0	0	46.5	5	100.0	0	0	0	0		
0015	2	0	2	0	0	0	0	0015	0	0	0	0	0	0	0	0	0	0	0	0	0	0	0	32.4	2	100.0	0	0	0	0		
0030	0	0	0	0	0	0	0	0030	0	0	0	0	0	0	0	0	0	0	0	0	0	0	0	0	0	0	0	0	0	0		
0045	1	0	1	0	0	0	0	0045	0	0	0	0	0	0	0	0	0	0	0	0	0	0	0	52.9	1	100.0	1	100.0	0	0		
0100	1	0	1	0	0	0	0	0100	0	0	0	0	0	0	0	0	0	0	0	0	0	0	0	38.3	1	100.0	1	100.0	0	0		
0115	1	0	1	0	0	0	0	0115	0	0	0	0	0	0	0	0	0	0	0	0	0	0	0	34.8	1	100.0	0	0	0	0		
0130	2	0	2	0	0	0	0	0130	0	0	0	0	0	0	1	0	0	0	0	0	0	0	0	33.9	2	100.0	1	50.0	0	0		
0145	0	0	0	0	0	0	0	0145	0	0	0	0	0	0	0	0	0	0	0	0	0	0	0	0	0	0	0	0	0	0		
0200	2	0	2	0	0	0	0	0200	0	0	0	0	0	0	0	0	0	0	0	0	0	0	0	0	40.6	2	100.0	1	50.0	1	50.0	
0215	1	0	1	0	0	0	0	0215	0	0	0	0	0	0	0	0	0	0	0	0	0	0	0	28.7	0	0	0	0	0	0		
0230	6	0	5	1	0	0	0	0230	0	0	0	0	1	2	2	1	0	0	0	0	0	0	0	25.7	5	83.3	3	50.0	0	0		
0245	1	0	1	0	0	0	0	0245	0	0	0	0	0	0	0	0	0	0	0	0	0	0	0	41.8	1	100.0	1	100.0	0	0		
0300	0	0	0	0	0	0	0	0300	0	0	0	0	0	0	0	0	0	0	0	0	0	0	0	0	0	0	0	0	0	0		
0315	2	0	2	0	0	0	0	0315	0	0	0	0	0	0	0	0	0	0	0	0	0	0	0	0	41.9	2	100.0	1	100.0	0	0	
0330	0	0	0	0	0	0	0	0330	0	0	0	0	0	0	0	0	0	0	0	0	0	0	0	0	0	0	0	0	0	0		
0345	3	0	3	0	0	0	0	0345	0	0	0	0	0	1	0	1	0	0	0	0	0	0	0	0	37.1	2	66.7	2	66.7	1	33.3	
0400	2	0	1	0	0	0	0	0400	0	0	0	0	0	0	0	0	0	0	0	0	0	0	0	35.7	1	50.0	1	50.0	0	0		
0415	3	0	3	0	0	0	0	0415	0	0	0	0	0	0	0	0	0	0	0	0	0	0	0	0	0	0	0	0	0	0		
0430	9	0	7	0	0	0	0	0430	0	0	0	0	1	0	1	4	3	0	0	0	0	0	0	0	36.5	8	88.9	7	77.8	0	0	
0445	7	0	5	1	0	0	0	0445	0	0	0	0	0	0	1	2	3	0	0	0	0	0	0	0	37.7	6	85.7	5	71.4	0	0	
0500	16	0	9	3	0	0	0	0500	0	0	0	0	2	4	5	4	1	0	0	0	0	0	0	0	27.0	14	87.5	10	62.5	1	6.3	
0515	22	0	18	1	1	0	0	0515	0	0	0	0	2	9	6	3	0	0	0	0	0	0	0	0	37.3	42.6	20	90.9	11	50.0	2	9.1
0530	25	1	18	4	0	0	0	0530	0	0	0	0	1	7	3	6	6	1	1	0	0	0	0	0	35.7	42.3	17	68.0	14	56.0	2	8.0
0545	17	0	14	0	0	0	0	0545	0	0	0	0	0	2	4	2	1	0	0	0	0	0	0	0	35.9	28.9	14	87.4	6	26.1	1	2.9
0600	44	0	36	6	0	0	0	0600	0	0	0	0	2	15	11	4	1	0	0	0	0	0	0	0	32.9	42.7	36	61.8	25	30.1	1	2.9
0615	49	2	39	4	1	0	0	0615	0	0	0	0	0	8	28	7	5	1	0	0	0	0	0	0	33.9	39.7	41	83.7	13	26.5	1	2.0
0630	65	1	53	8	2	1	0	0630	0	0	0	0	0	23	23	8	7	3	1	0	0	0	0	0	33.3	40.4	42	64.6	19	29.2	4	6.2
0645	78	0	62	13	3	0	0	0645	0	0	0	0	0	22	25	7	5	0	0	0	0	0	0	0	32.8	38.6	55	69.3	29	34.4	1	0.9
0700	97	0	81	11	1	0	0	0700	0	0	0	0	0	25	30	17	4	1	0	0	0	0	0	0	32.7	37.0	72	74.2	32	22.7	1	1.0
0715	146	0	120	20	4	2	0	0715	0	0	0	0	0	52	68	21	5	0	0	0	0	0	0	0	31.7	35.3	94	64.4	26	17.8	0	0.0
0730	112	0	90	13	4	0	0	0730	0	0	0	0	0	48	47	8	8	1	0	0	0	0	0	0	30.5	33.5	56	46.7	9	7.5	0	0.0
0745	107	0	90	12	2	3	0	0745	0	0	0	0	0	4	37	48	15	2	0	0	0	0	0	0	31.5	35.4	66	61.7	18	16.8	1	0.9
0800	129	2	104	15	5	2	1	0800	0	0	0	0	0	2	55	48	20	4	0	0	0	0	0	0	31.5	35.7	72	55.8	24	18.6	0	0.0
0815	138	1	109	19	4	5	0	0815	0	0	0	0	0	2	46	55	28	7	0	0	0	0	0	0	32.1	36.6	90	65.2	35	25.4	0	0.0
0830	124	0	102	12	3	3	0	0830	0	0	0	0	0	4	43	52	26	3	0	0	0	0	0	0	32.2	36.6	81	65.3	29	13.4	0	0.0
0845	117	0	102	11	1	3	0	0845	0	0	0	0	0	2	43	35	33	4	0	0	0	0	0	0	32.1	36.9	72	61.5	37	31.6	0	0.0
0900	111	0	90	10	3	6	0	0900	0	0	0	0	0	3	33	52	14	9	0	0	0	0	0	0	32.0	36.2	75	67.6	23	20.7	0	0.0
0915	105	0	90	10	5	0	0	0915	0	0	0	0	0	1	43	33	23	5	0	0	0	0	0	0	31.7	36.7	67	58.1	28	26.7	0	0.0
0930	104	0	84	13	2	4	1	0930	0	0	0	0	0	7	41	41	13	2	0	0	0	0	0	0	30.7	34.8	56	53.6	15	14.4	0	0.0
0945	82	0	72	2	4	4	0	0945	0	0	0	0	0	1	37	30	8	4	2	0	0	0	0	0	31.6	36.1	44	53.7	14	17.1	2	2.4
1000	118	0	98	13	4	3	0	1000	0	0	0	0	0	2	31	48	19	8	0	0	0	0	0	0	32.4	37.1	85	72.0	27	22.9	0	0.0
1015	99	0	83	9	5	2	0	1015	0	0	0	0	0	1	32	45	19	2	0	0	0	0	0	0	31.9	36.1	66	66.7	21	21.2	0	0.0
1030	100	0	85	11	3	1	0	1030	0	0	0	0	0	2	38	44	13	3	0	0	0	0	0	0	31.1	35.2	60	60.0	16	16.0	0	0.0
1045	96	1	81	11	6	3	1	1045	0	0	0	0	0	1	32	48	17	1	2	0	0	0	0	0	31.8	36.1	64	65.3	20	20.4	2	2.0
1100	112	0	93	13	3	2	0	1100	0	0	0	0	0	0	39	58	12	2	0	0	0	0	0	0	31.6	34.8	73	65.2	39	13.4	1	0.9
1115	121	0	99	15	5	2	0	1115	0	0	0	0	0	4	43	52	26	0	0	0	0	0	0	0	31.9	35.9	78	64.5	26	21.5	0	0.0
1130	109	0	90	15	4	0	0	1130	0	0	0	0	0	2	36	48	20	3	0	0	0	0	0	0	31.8	36.0	71	67.1	23	21.1	0	0.0
1145	98	1	80	14	2	1	0	1145	0	0	0	0	0	1	33	49	12	3	0	0	0	0	0	0	31.9	36.0	64	65.3	15	15.3	0	0.0
1200	109	0	89	12	5	3	0	1200	0	0	0	0	0	0	46	38	23	1	1	0	0	0	0	0	31.8	36.0	63	57.8	25	22.9	1	0.9
1215	110	0	88	16	1	4	1	1215	0	0	0	0	0	3	36	57	9	5	0	0	0	0	0	0	31.5	34.8	71	64.6	14	12.7	0	0.0
1230	86	0	70	8	4	4	0	1230	0	0	0	0	0	1	22	42	16	4	1	0	0	0	0	0	32.5	36.8	63	73.3	21	24.4	1	1.2
1245	115	0	99	9	4	3	0	1245	0	0	0	0	0	4	46	48	17	0	0	0	0	0	0	0	31.0	35.0	65	56.5	17	14.8	0	0.0
1300	98	1	81	10	4	2	0	1300	0	0	0	0	0	1	27	48	19	3	0	0	0	0	0	0	32.3	36.2	70	71.4	22	22.5	0	0.0
1315	105	0	99	4	2	1	0	1315	0	0	0</																					

DIR 2

PROJECT 40187 Bideford, Devon
SITE 40187-003
LOCATION B3233 BARNSTAPLE ST
DIRECTION SOUTHBOUND ↓
PSL 30mph



ALL VEHICLES
Mopeds
Cars, taxis 4WD
LGV
OGV1
OGV2
PSV

0-10 mph
10-15 mph
15-20 mph
20-25 mph
25-30 mph
30-35 mph
35-40 mph
40-45 mph
45-50 mph
50-60 mph
60-70 mph
70-80 mph
80-90 mph
90-100 mph
AVG SPD
85%ile
PSL SPEEDING
PSL% SPEEDING
ACPO SPEEDING
ACPO% SPEEDING
DTI SPEEDING
DTI% SPEEDING

Table with columns: DAY 1, TOTAL, CLS 1-6, TIME, SPD1-14, AVG, 85%ile, PSL, PSL%, ACPO, ACPO%, DTI, DTI%. Rows represent time intervals from 0000 to 2345.

DAY 2	Total	Cls				Fac1	Time	Vbin		Vbin		Vbin		Vbin		Vbin		Mean	Vpp	jPSL	jPSM	jRA	jRL	jRT	jST	jST	jST	jST	jST									
		1	2	3	4			10	15	20	25	30	35	40	45	50	55													60	65	70	75	80	85	90	95	100
		10	15	20	25			30	35	40	45	50	55	60	65	70	75													80	85	90	95	100				
0000	2	0	2	0	0	0	0000	0	0	0	0	1	0	0	1	0	0	0	35.5	1	50.0	0	50.0	0	0.0													
0015	4	0	3	1	0	0	0015	0	0	0	0	1	2	1	0	0	0	0	38.1	4	100.0	3	75.0	0	0.0													
0030	5	0	5	0	0	0	0030	0	0	0	0	1	1	3	0	0	0	0	35.1	4	80.0	4	60.0	0	0.0													
0045	0	0	0	0	0	0	0045	0	0	0	0	0	0	0	0	0	0	0	0	0	0	0	0	0	0	0	0	0	0	0								
0100	1	0	1	0	0	0	0100	0	0	0	0	0	1	0	0	0	0	0	38.1	1	100.0	1	100.0	0	0.0													
0115	0	0	0	0	0	0	0115	0	0	0	0	0	0	0	0	0	0	0	0	0	0	0	0	0	0	0	0	0	0	0								
0130	0	0	0	0	0	0	0130	0	0	0	0	0	0	0	0	0	0	0	0	0	0	0	0	0	0	0	0	0	0	0								
0145	4	4	4	4	0	0	0145	0	0	0	0	1	1	0	2	2	0	0	37.9	3	75.0	3	75.0	0	0.0													
0200	1	0	1	0	0	0	0200	0	0	0	0	1	0	0	0	0	0	0	31.6	1	100.0	0	0	0	0	0	0	0	0	0								
0215	2	0	2	0	0	0	0215	0	0	0	0	1	0	0	1	0	0	0	39.1	2	100.0	1	50.0	1	50.0													
0230	1	1	0	0	0	0	0230	0	0	0	0	1	0	0	0	0	0	0	30.3	1	100.0	0	0	0	0	0	0	0	0	0								
0245	1	0	0	1	0	0	0245	0	0	0	0	0	0	0	0	1	0	0	46.2	1	100.0	1	100.0	1	100.0													
0300	1	0	1	0	0	0	0300	0	0	0	0	1	0	0	0	0	0	0	34.0	1	100.0	0	0	0	0	0	0	0	0	0								
0315	1	0	1	0	0	0	0315	0	0	0	0	0	0	1	0	0	0	0	43.1	1	100.0	1	100.0	0	0	0	0	0	0	0								
0330	0	0	0	0	0	0	0330	0	0	0	0	0	0	0	0	0	0	0	0	0	0	0	0	0	0	0	0	0	0	0								
0345	1	0	0	1	0	0	0345	0	0	0	0	0	0	0	0	1	0	0	36.3	1	100.0	1	100.0	1	100.0													
0400	2	0	2	0	0	0	0400	0	0	0	0	1	0	1	2	0	0	0	33.1	1	50.0	1	50.0	0	0.0													
0415	4	0	4	0	0	0	0415	0	0	0	2	0	1	0	1	0	0	0	35.0	2	50.0	2	50.0	1	25.0													
0430	4	0	3	0	1	0	0430	0	0	0	0	2	1	1	0	0	0	0	35.9	4	100.0	2	50.0	0	0.0													
0445	2	0	2	0	0	0	0445	0	0	0	0	1	1	0	0	0	0	0	36.2	2	100.0	1	50.0	0	0.0													
0500	5	0	3	1	1	0	0500	0	0	0	0	0	2	2	1	0	0	0	41.9	5	100.0	5	100.0	1	20.0													
0515	7	0	7	0	0	0	0515	0	0	0	0	2	2	2	1	0	0	0	35.4	5	71.4	3	42.9	1	14.3													
0530	14	0	10	2	0	2	0530	0	0	0	0	6	4	0	2	2	0	0	33.5	45.0	8	57.1	4	28.6	2	14.3												
0545	14	0	10	2	0	2	0545	0	0	0	0	6	4	0	2	2	0	0	33.5	45.0	8	57.1	4	28.6	2	14.3												
0600	14	0	10	2	0	2	0600	0	0	0	0	6	4	0	2	2	0	0	33.5	45.0	8	57.1	4	28.6	2	14.3												
0615	32	1	25	3	0	2	0615	0	0	2	0	10	10	6	4	0	0	0	31.9	39.3	20	62.5	10	31.3	0	0.0												
0630	36	2	27	3	2	2	0630	0	0	0	0	9	19	6	2	0	0	0	32.5	37.2	27	75.0	8	22.2	0	0.0												
0645	40	2	27	11	2	2	0645	0	0	0	0	9	19	6	2	0	0	0	32.5	37.2	27	75.0	8	22.2	0	0.0												
0700	58	0	43	13	2	0	0700	0	0	0	0	17	28	10	3	0	0	0	32.4	37.0	41	70.7	13	22.4	0	0.0												
0715	83	0	65	14	3	1	0715	0	0	0	0	26	44	10	3	0	0	0	32.2	35.3	57	68.7	13	15.7	0	0.0												
0730	93	0	76	14	0	3	0730	0	0	0	0	34	52	18	1	0	0	0	31.6	36.5	48	54.5	12	20.4	0	0.0												
0745	137	2	109	19	5	2	0745	0	0	0	0	71	88	15	2	0	0	0	30.6	33.4	65	47.5	17	12.4	0	0.0												
0800	107	0	88	15	1	3	0800	0	0	0	0	74	56	12	2	1	0	0	31.5	34.6	71	66.4	15	14.0	1	0.9												
0815	111	1	87	17	3	0	0815	0	0	0	0	66	43	8	2	0	0	0	30.6	34.1	53	47.8	10	9.0	0	0.0												
0830	90	2	75	8	3	1	0830	0	0	0	0	7	39	33	9	2	0	0	30.4	34.6	44	48.9	11	12.2	0	0.0												
0845	117	0	92	21	2	2	0845	0	0	0	0	49	47	15	3	0	0	0	31.1	35.1	65	55.6	18	15.4	0	0.0												
0900	119	0	95	17	5	2	0900	0	0	0	0	62	41	6	3	0	0	0	30.0	33.1	50	42.2	9	7.6	0	0.0												
0915	92	1	70	16	4	1	0915	0	0	0	0	40	46	6	0	0	0	0	30.6	33.5	52	56.5	6	6.5	0	0.0												
0930	100	2	76	16	5	0	0930	0	0	0	0	45	48	8	2	0	0	0	30.7	34.0	53	53.0	10	10.0	1	0.0												
0945	100	2	83	9	5	0	0945	0	2	5	1	41	36	13	2	0	0	0	30.3	35.1	51	51.0	15	15.0	0	0.0												
1000	87	2	64	15	3	3	1000	0	0	0	0	39	37	12	1	0	0	0	30.8	35.3	46	52.9	13	14.9	0	0.0												
1015	103	1	79	13	5	1	1015	0	0	0	0	45	30	6	3	0	0	0	31.5	36.3	65	65.0	25	25.0	0	0.0												
1030	103	0	87	9	5	2	1030	0	0	0	0	39	43	16	1	0	0	0	31.4	35.3	64	62.1	17	16.5	0	0.0												
1045	115	1	96	12	5	1	1045	0	0	0	0	34	45	43	18	1	2	0	30.9	35.2	64	55.7	21	18.3	2	1.7												
1100	102	1	75	19	4	2	1100	0	0	0	0	30	40	21	3	0	0	0	31.9	36.3	65	65.0	25	25.0	0	0.0												
1115	103	1	84	12	4	1	1115	0	0	0	0	11	6	35	39	9	3	0	29.5	34.7	51	49.5	12	11.7	0	0.0												
1130	104	0	88	10	3	3	1130	0	0	0	0	1	35	41	21	5	1	0	32.3	36.0	68	65.4	27	26.0	1	1.0												
1145	122	0	105	11	3	2	1145	0	0	0	0	18	49	22	10	2	1	0	31.4	36.1	54	56.3	23	21.9	0	0.0												
1200	95	1	77	12	4	1	1200	0	0	0	0	10	2	36	39	6	2	0	29.4	34.0	47	49.5	8	8.4	0	0.0												
1215	96	1	83	9	3	0	1215	0	0	0	0	1	48	40	7	2	0	0	30.5	33.4	47	49.0	7	7.3	0	0.0												
1230	96	0	76	14	3	2	1230	0	0	0	0	1	41	22	22	0	0	0	31.4	36.1	54	56.3	23	21.9	0	0.0												
1245	104	0	88	15	0	1	1245	0	0	0	0	1	47	40	13	2	1	0	31.2	35.3	56	53.9	16	15.4	1	1.0												
1300	96	1	77	14	4	0	1300	0	0	0	0	3	27	52	13	1	0	0	31.4	35.0	66	68.8	14	14.6	0	0.0												
1315	111	1	92	14	3	1	1315	0	0	0	0	1	53	53	4	0	0	0	30.4	33.4	57	51.4	4	3.6	0	0.0												
1330	114	0	96	16	2	0	1330	0	0	0	0	0	50	53	9	2	0	0	30.8	34.1	64	56.1	11	9.6	0	0.0												
1345	117	1	100	13	2	1	1345	0	0	0	0	3	43	50	20	1	0	0	31.4	35.7	71	60.7	21	18.0	0	0.0												
1400	107	0	91	14	1	1	1400	0	0	0	0	2	50	39	14	2	0	0	30.8	35.1	55	51.4	16	15.0	0	0.0												
1415	120	1	107	6	4	1	1415	0	0	0	0	5	51	47																								

Thu 11 Jul

Table with 4 columns: DAY 3, Total, C1, C2, C3, C4, C5, C6, Fix1, Time [-]. Rows represent various dates from 0000 to 0000-0000.

Main data table with 18 columns for wind speed measurements (Vbin 10-90), Mean, Vap 85, IRL 30, and 12 additional columns (I11-I12, I31-I32, I41-I42). Rows represent various dates from 0000 to 0000-0000.

Table with 4 columns: DAY 3, Total, C1, C2, C3, C4, C5, C6, Fix1, Time [-]. Rows represent various dates from 07-19 to 00-00.

Fri 12 Jul

DAY 4

	Total	Ck 1	Ck 2	Ck 3	Ck 4	Ck 5	Ck 6	Fixt	Time	Vbin 0	Vbin 10	Vbin 15	Vbin 20	Vbin 25	Vbin 30	Vbin 35	Vbin 40	Vbin 45	Vbin 50	Vbin 60	Vbin 70	Vbin 80	Vbin 90	Mean	Vap 85	IPLS 30	IPLS 35	IPLS 40	IPLS 45	IPLS 50				
0000	5	1	3	1	0	0	0	0	0000	0	0	0	0	0	0	0	0	0	0	0	0	0	0	0	37.8	5	100.0	4	80.0	0	0.0			
0015	5	0	5	0	0	0	0	0	0015	0	0	0	1	2	2	0	0	0	0	0	0	0	0	0	0	29.1	2	40.0	0	0.0	0.0			
0030	7	0	7	0	0	0	0	0	0030	0	0	0	1	2	2	2	2	0	0	0	0	0	0	0	0	35.4	6	85.7	4	57.1	0	0.0		
0045	7	0	7	0	0	0	0	0	0045	0	0	0	2	2	2	1	1	0	0	0	0	0	0	0	0	35.0	2	100.0	3	50.0	0	0.0		
0100	1	0	1	0	0	0	0	0	0100	0	0	0	0	0	1	0	0	0	0	0	0	0	0	0	0	32.9	1	100.0	0	0.0	0.0	0.0		
0115	2	0	2	0	0	0	0	0	0115	0	0	0	0	0	1	1	1	0	0	0	0	0	0	0	0	39.0	2	100.0	2	100.0	0	0.0		
0130	4	0	4	0	0	0	0	0	0130	0	0	0	0	0	1	1	0	0	0	0	0	0	0	0	0	37.3	1	100.0	3	75.0	0	0.0		
0145	1	0	1	0	0	0	0	0	0145	0	0	0	0	0	0	1	0	0	0	0	0	0	0	0	0	36.5	1	100.0	1	100.0	0	0.0		
0200	1	1	1	0	0	0	0	0	0200	0	0	0	0	0	1	0	0	0	0	0	0	0	0	0	0	30.3	1	100.0	0	0.0	0.0	0.0		
0215	1	0	1	0	0	0	0	0	0215	0	0	0	0	0	0	1	0	0	0	0	0	0	0	0	0	42.0	1	100.0	1	100.0	0	0.0		
0230	1	0	1	0	0	0	0	0	0230	0	0	0	0	0	0	1	0	0	0	0	0	0	0	0	0	38.8	1	100.0	1	100.0	0	0.0		
0245	0	0	0	0	0	0	0	0	0245	0	0	0	0	0	0	0	0	0	0	0	0	0	0	0	0	36.7	0	0.0	0	0.0	0.0	0.0		
0300	1	0	1	0	0	0	0	0	0300	0	0	0	0	0	0	1	0	0	0	0	0	0	0	0	0	36.6	1	100.0	1	100.0	0	0.0		
0315	2	0	0	2	0	0	0	0	0315	0	0	0	0	0	1	1	0	0	0	0	0	0	0	0	0	32.9	2	100.0	1	50.0	0	0.0		
0330	1	1	0	0	0	0	0	0	0330	0	0	0	0	0	1	0	0	0	0	0	0	0	0	0	0	32.5	1	100.0	0	0.0	0.0	0.0		
0345	1	0	1	0	0	0	0	0	0345	0	0	0	0	0	0	1	0	0	0	0	0	0	0	0	0	41.3	1	100.0	1	100.0	0	0.0		
0400	1	0	1	0	0	0	0	0	0400	0	0	0	0	0	1	0	0	0	0	0	0	0	0	0	0	33.1	1	100.0	0	0.0	0.0	0.0		
0415	4	4	4	0	0	0	0	0	0415	0	0	0	0	0	1	1	0	0	0	0	0	0	0	0	0	38.8	1	75.0	2	50.0	1	25.0		
0430	2	0	2	0	0	0	0	0	0430	0	0	0	0	0	1	1	0	0	0	0	0	0	0	0	0	35.0	2	100.0	1	50.0	0	0.0		
0445	2	0	2	0	0	0	0	0	0445	0	0	0	0	0	1	1	0	0	0	0	0	0	0	0	0	35.4	2	100.0	1	50.0	0	0.0		
0500	3	0	2	1	0	0	0	0	0500	0	0	0	0	1	1	0	1	0	0	0	0	0	0	0	0	36.7	1	66.7	1	33.3	1	33.3		
0515	12	0	8	2	0	2	0	0	0515	0	0	0	0	5	3	2	2	2	0	0	0	0	0	0	0	33.0	42.5	7	58.3	4	33.3	0	0.0	
0530	15	0	10	3	1	0	1	1	0530	0	0	0	0	2	2	1	8	1	2	1	0	0	0	0	0	38.5	46.8	13	86.7	12	80.0	3	20.0	
0545	12	0	10	0	0	0	0	0	0545	0	0	0	1	3	3	5	2	1	0	0	0	0	0	0	0	36.6	44.4	9	75.0	8	66.7	1	8.3	
0600	25	0	9	2	2	1	1	1	0600	0	0	0	0	4	5	4	1	1	1	0	0	0	0	0	0	34.3	41.7	11	73.3	6	40.0	1	6.7	
0615	20	0	18	1	1	0	0	0	0615	0	0	0	0	7	9	3	1	0	0	0	0	0	0	0	0	32.7	38.0	13	65.0	4	20.0	0	0.0	
0630	45	2	33	6	1	3	0	1	0630	0	0	0	0	11	24	3	3	1	0	0	0	0	0	0	0	32.8	37.0	34	78.6	10	23.2	2	4.1	
0645	42	0	32	7	3	0	0	0	0645	0	0	0	0	9	18	9	4	1	1	0	0	0	0	0	0	34.2	39.8	33	78.6	15	35.7	2	4.8	
0700	52	0	36	10	4	2	0	0	0700	0	0	0	0	11	27	11	2	1	0	0	0	0	0	0	0	0	33.2	38.2	41	78.9	14	26.9	1	1.9
0715	68	0	49	17	1	0	1	1	0715	0	0	0	1	29	28	16	3	0	1	1	0	0	0	0	0	0	31.5	35.7	38	55.9	10	14.7	1	1.5
0730	95	0	73	14	4	4	0	0	0730	0	0	0	1	41	37	10	4	2	0	0	0	0	0	0	0	0	31.8	35.9	53	55.8	16	16.8	2	2.1
0745	149	3	122	16	5	2	1	1	0745	0	0	0	3	75	65	4	2	0	0	0	0	0	0	0	0	0	30.2	32.6	71	47.7	6	4.0	0	0.0
0800	110	2	87	19	1	0	1	0	0800	0	0	0	2	56	41	9	2	2	0	0	0	0	0	0	0	0	30.5	34.1	52	47.3	12	50.0	0	0.0
0815	102	1	75	23	3	0	0	0	0815	0	0	0	2	30	51	14	4	1	0	0	0	0	0	0	0	0	31.9	35.7	70	68.6	19	18.6	1	1.0
0830	128	2	100	19	5	1	1	1	0830	0	0	0	0	70	49	6	3	0	0	0	0	0	0	0	0	0	30.3	33.8	58	45.3	9	7.0	0	0.0
0845	128	2	97	21	3	5	0	0	0845	0	0	0	2	67	33	12	2	0	0	0	0	0	0	0	0	0	31.2	34.1	47	66.7	19	4.9	0	0.0
0900	105	0	83	19	3	0	0	0	0900	0	0	0	5	32	58	9	1	0	0	0	0	0	0	0	0	0	31.1	34.2	68	64.8	10	9.5	0	0.0
0915	97	0	74	15	7	1	0	0	0915	0	0	0	2	38	43	13	1	0	0	0	0	0	0	0	0	0	31.0	35.2	57	58.8	14	14.4	0	0.0
0930	109	1	80	19	6	3	0	0	0930	0	0	0	5	42	67	11	2	2	0	0	0	0	0	0	0	0	31.2	34.3	62	56.8	15	13.8	2	1.8
0945	96	0	77	14	3	2	0	0	0945	0	0	0	3	50	34	8	0	1	0	0	0	0	0	0	0	0	30.1	33.7	43	44.8	9	8.4	1	1.0
1000	111	4	82	18	4	3	0	0	1000	0	1	0	3	57	34	13	3	0	0	0	0	0	0	0	0	0	30.2	34.7	50	45.1	16	14.4	0	0.0
1015	92	2	75	9	6	1	1	1	1015	0	0	0	4	44	42	11	2	0	0	0	0	0	0	0	0	0	30.6	33.5	48	52.2	6	6.5	0	0.0
1030	92	0	77	13	1	0	1	1	1030	0	0	0	0	30	43	17	2	0	0	0	0	0	0	0	0	0	32.0	35.8	62	67.4	19	20.7	0	0.0
1045	104	2	83	14	4	1	0	0	1045	0	0	0	0	31	47	24	1	1	0	0	0	0	0	0	0	0	31.3	36.5	73	70.2	26	25.0	1	1.0
1100	113	0	93	17	2	1	0	0	1100	0	0	0	9	39	55	8	2	2	0	0	0	0	0	0	0	0	30.6	33.8	65	57.5				

Sat 13 Jul

DAYS	Total	Cls					Fix1	Time	Vbin										Mean	Vap 85	IPL 30	IPL 30 AGP	IPL 35	IPL 40	IPL 45	IPL 50										
		1	2	3	4	5			10	15	20	25	30	35	40	45	50	55									60	65	70	75	80	85	90	95	100	
0000	10	0	9	1	0	0	0	0000	0	0	0	0	0	0	0	0	0	0	0	0	0	0	0	36.8	8	80.0	5	25.0	0	1.0	10.0					
0015	8	0	7	1	0	0	0	0015	0	0	0	1	1	4	2	0	0	0	0	0	0	0	0	32.3	6	75.0	2	50.0	0	0.0	0.0					
0030	4	0	4	0	0	0	0	0030	0	0	0	0	3	0	0	0	0	0	0	0	0	0	31.9	4	75.0	0	10.0	0	0.0	0.0						
0045	4	0	3	1	0	0	0	0045	0	0	0	0	0	0	0	0	0	0	0	0	0	0	35.8	4	100.0	4	100.0	0	0.0	0.0						
0100	7	0	7	0	0	0	0	0100	0	0	0	0	2	1	3	0	1	0	0	0	0	0	0	34.8	5	71.4	4	57.1	1	14.3	0.0					
0115	5	0	5	0	0	0	0	0115	0	0	0	0	0	1	2	2	0	0	0	0	0	0	0	37.9	5	100.0	4	80.0	0	0.0	0.0					
0130	5	0	5	0	0	0	0	0130	0	0	0	0	0	0	2	2	0	0	1	0	0	0	0	41.6	5	100.0	5	100.0	0	0.0	0.0					
0145	0	0	0	0	0	0	0	0145	0	0	0	0	0	0	0	0	0	0	0	0	0	0	0	0	0	0	0	0	0	0.0	0.0	0.0	0.0			
0200	3	0	3	0	0	0	0	0200	0	0	0	0	1	2	0	0	0	0	0	0	0	0	0	30.5	1	66.7	1	66.7	0	0.0	0.0	0.0	0.0			
0215	1	0	1	0	0	0	0	0215	0	0	0	0	0	0	1	0	0	0	0	0	0	0	0	39.1	1	100.0	1	100.0	0	0.0	0.0	0.0	0.0			
0230	3	0	3	0	0	0	0	0230	0	0	0	0	0	1	2	0	0	0	0	0	0	0	0	36.2	3	100.0	2	66.7	0	0.0	0.0	0.0	0.0			
0245	3	0	3	0	0	0	0	0245	0	0	0	0	0	0	1	2	0	0	0	0	0	0	0	35.0	3	100.0	2	66.7	0	0.0	0.0	0.0	0.0			
0300	0	0	0	0	0	0	0	0300	0	0	0	0	0	0	0	0	0	0	0	0	0	0	0	0	0	0	0	0	0	0.0	0.0	0.0	0.0	0.0		
0315	1	0	1	0	0	0	0	0315	0	0	0	0	0	0	0	1	0	0	0	0	0	0	0	40.7	1	100.0	1	100.0	0	0.0	0.0	0.0	0.0	0.0		
0330	2	0	2	1	0	0	0	0330	0	0	0	0	0	0	1	1	0	0	0	0	0	0	0	39.8	2	66.7	2	66.7	1	33.3	0.0	0.0	0.0	0.0		
0345	1	0	0	0	0	0	1	0345	0	0	0	0	0	0	0	1	0	0	0	0	0	0	0	37.7	1	100.0	1	100.0	0	0.0	0.0	0.0	0.0	0.0		
0400	2	0	2	0	0	0	1	0400	0	0	0	0	0	0	2	0	0	0	0	0	0	0	0	38.2	2	100.0	2	100.0	0	0.0	0.0	0.0	0.0	0.0		
0415	2	0	2	0	0	0	0	0415	0	0	0	0	0	0	1	1	0	0	0	0	0	0	0	39.4	2	100.0	2	100.0	0	0.0	0.0	0.0	0.0	0.0		
0430	3	0	2	1	0	0	0	0430	0	0	0	0	1	1	0	0	1	0	0	0	0	0	0	36.9	2	66.7	1	33.3	1	33.3	0.0	0.0	0.0	0.0		
0445	3	0	2	1	0	0	0	0445	0	0	0	0	0	1	1	1	1	0	0	0	0	0	0	43.3	3	100.0	3	100.0	1	33.3	0.0	0.0	0.0	0.0		
0500	3	0	3	0	0	0	0	0500	0	0	0	0	0	0	1	2	0	0	0	0	0	0	0	40.6	3	100.0	3	100.0	0	0.0	0.0	0.0	0.0	0.0		
0515	5	0	4	1	0	0	0	0515	0	0	0	0	2	0	3	0	0	0	0	0	0	0	0	33.8	3	60.0	3	60.0	0	0.0	0.0	0.0	0.0	0.0		
0530	6	0	3	3	0	0	0	0530	0	0	0	1	1	1	1	2	0	0	0	0	0	0	0	34.7	4	66.7	3	50.0	0	0.0	0.0	0.0	0.0	0.0		
0545	7	1	7	0	2	2	0	0545	0	0	0	0	1	1	1	3	1	0	0	0	0	0	0	38.7	6	83.3	5	71.4	1	14.3	0.0	0.0	0.0	0.0		
0600	11	0	9	0	1	1	0	0600	0	0	0	0	5	2	1	1	0	0	0	0	0	0	0	33.2	4	50	3	25	3	15	3	27.3	1	5	1	5
0615	11	0	6	2	2	1	0	0615	0	0	0	0	4	3	1	3	0	0	0	0	0	0	0	34.1	4	36.7	7	63.6	4	36.4	0	0.0	0.0	0.0	0.0	
0630	16	0	11	4	0	0	0	0630	0	0	0	0	2	7	2	0	0	0	0	0	0	0	0	35.0	4	14	8	17.5	7	43.8	0	0.0	0.0	0.0	0.0	
0645	16	0	12	3	0	1	0	0645	0	0	0	0	4	2	8	2	0	0	0	0	0	0	0	34.5	3	10	10	62.5	0	0.0	0.0	0.0	0.0	0.0		
0700	19	0	16	2	1	0	0	0700	0	0	0	0	5	8	3	3	0	0	0	0	0	0	0	33.6	4	12	14	73.7	6	31.6	0	0.0	0.0	0.0	0.0	
0715	26	0	21	5	0	0	0	0715	0	0	0	0	7	4	15	8	0	0	0	0	0	0	0	35.6	4	18	19	62.1	9	23.9	1	2.8	0.0	0.0	0.0	0.0
0730	25	0	20	5	0	0	0	0730	0	0	0	0	1	8	12	3	1	0	0	0	0	0	0	36.0	4	16	24	96.0	16	64.0	1	4.0	0.0	0.0	0.0	0.0
0745	48	0	36	6	4	1	1	0745	0	0	0	0	2	15	22	6	3	0	0	0	0	0	0	31.7	3	16	31	64.6	9	18.8	0	0.0	0.0	0.0	0.0	0.0
0800	42	0	36	6	1	1	0	0800	0	0	0	0	2	10	18	8	4	0	0	0	0	0	0	32.9	3	15	30	71.4	15	18	0.0	0.0	0.0	0.0	0.0	0.0
0815	43	1	33	6	2	1	0	0815	0	0	0	0	2	17	12	8	2	0	0	0	0	0	0	30.7	3	12	51.2	10	23.3	0	0.0	0.0	0.0	0.0	0.0	
0830	52	0	46	5	0	1	0	0830	0	0	0	0	15	23	12	2	0	0	0	0	0	0	0	32.4	3	16	37	71.2	14	26.9	0	0.0	0.0	0.0	0.0	0.0
0845	61	1	53	6	1	1	0	0845	0	0	0	0	22	24	9	1	0	0	0	0	0	0	0	30.2	3	18	34	55.7	15	16.4	0	0.0	0.0	0.0	0.0	0.0
0900	58	1	49	7	1	0	0	0900	0	0	0	0	2	17	25	12	1	1	0	0	0	0	0	32.1	3	16	38	67.2	14	24.1	1	1.7	0.0	0.0	0.0	0.0
0915	61	1	45	10	5	0	0	0915	0	0	0	1	1	23	27	7	2	0	0	0	0	0	0	31.2	3	15	36	59.0	9	14.8	0	0.0	0.0	0.0	0.0	0.0
0930	68	4	56	7	3	1	0	0930	0	0	0	3	1	24	30	1	1	0	0	0	0	0	0	30.9	3	14	39	58.8	10	14.7	0	0.0	0.0	0.0	0.0	
0945	88	2	71	11	4	0	0	0945	0	0	0	1	1	34	33	14	4	1	0	0	0	0	0	31.6	3	16	42	52	19	21.6	1	1.1	0.0	0.0	0.0	0.0
1000	70	3	55	11	1	0	0	1000	0	1	2	5	11	36	12	3	0	0	0	0	0	0	0	31.6	3	15	51	72.9	15	21.4	0	0.0	0.0	0.0	0.0	0.0
1015	95	2	86	8	2	0	0	1015	0	0	0	0	8	27	41	10	0	0	0	0	0	0	0	30.8	3	13	52	52.5	11	11.1	0	0.0	0.0	0.0	0.0	0.0
1030	99	2	84	12	1	0	0	1030	0	0	0	0	1	37	46	13	1	1	0	0	0	0	0	31.7	3	15	61	61.6	15	15.2	1	1.0	0.0	0.0	0.0	0.0
1045	86	3	75	6	0	2	0	1045	0	0	0	0	0	26	34	20	4	2	0	0	0	0	0	33.0	3	15	60	69.8	26	30.2	2	2.3	0.0	0.0	0.0	0.0
1100	101	1	85	12	3	0	0	1100	0	0	0	0	0	30	51	17	3	1	0	0	0	0	0	32.2	3	16	71	78.3	24	19.8	0	0.0	0.0	0.0	0.0	0.0
1115	96	0	87	8	1	0	0	1115	0	0	0	0	1	16	62	15	2	0	0	0	0	0	0	32.6	3	16	79	82.3	17	17.7	0	0.0	0.0	0.0	0.0	0.0
1130	95	2	83	9	1	0	0	1130	0	0	0	0	1	23	50	15	5	1	0	0	0	0	0	32.8	3	16	71	74.7	21	22.1	1	1.1	0.0	0.0	0.0	0.0
1145	94	1	82	7	3	1	0	1145	0	0	0	0	8	24	36	19	2	0	0	0	0	0	0	31.0	3	16	61	67.6	21	22.3	0	0.0	0.0	0.0	0.0	0.0
1200	107	0	98	8	1	0	0	1200	0	0	0	1	1	40	48	14	3	0	0	0	0	0	0	31.3	3	15	65	60.8	17	15.9	0	0.0	0.0	0.0	0.0	0.0
1215	77	1	70	5	1	0	0	1215	0	1																										

DAY6	Total	Cl1	Cl2	Cl3	Cl4	Cl5	Cl6	Fxl	Time	Vbin										Mean	Vsp	IPSL	IPSL%	IPL	IPL%	DCL	DCL%					
										0	10	15	20	25	30	35	40	45	50									60	70	80	90	
0000	15	0	14	1	0	0	0		0000	0	0	0	0	0	0	0	0	0	0	0	0	0	0	0	34.9	38.0	14	93.3	6	45.6	1	6.7
0015	9	0	8	1	0	0	0		0015	0	0	0	0	2	2	3	2	0	0	0	0	0	0	0	35.4	38.0	7	77.8	5	50.0	0	0.0
0030	5	0	4	1	0	0	0		0030	0	0	0	0	1	4	3	2	0	0	0	0	0	0	0	35.1	38.0	8	88.9	4	44.4	0	0.0
0045	0	0	0	0	0	0	0		0045	0	0	0	0	1	1	1	0	0	0	0	0	0	0	0	34.6	38.0	4	80.0	3	60.0	0	0.0
0100	6	0	6	0	0	0	0		0100	0	0	0	0	0	3	3	0	0	0	0	0	0	0	0	34.4	38.0	6	100.0	3	50.0	0	0.0
0115	3	0	2	1	0	0	0		0115	0	0	0	0	0	1	0	0	1	0	0	0	0	0	0	39.1	38.0	3	100.0	2	66.7	1	33.3
0130	3	0	3	0	0	0	0		0130	0	0	0	0	1	0	0	0	0	0	0	0	0	0	0	38.0	38.0	2	66.7	0	0.0		
0145	4	0	4	0	0	0	0		0145	0	0	0	0	1	1	1	0	0	0	0	0	0	0	0	35.3	38.0	3	75.0	2	50.0	0	0.0
0200	3	0	2	1	0	0	0		0200	0	0	0	0	1	1	1	0	0	0	0	0	0	0	0	35.9	38.0	3	100.0	2	66.7	0	0.0
0215	4	0	3	1	0	0	0		0215	0	0	0	0	0	3	1	0	0	0	0	0	0	0	0	32.7	38.0	4	100.0	1	25.0	0	0.0
0230	4	0	3	1	0	0	0		0230	0	0	0	0	0	2	1	0	0	1	0	0	0	0	0	39.5	38.0	4	100.0	2	50.0	1	25.0
0245	2	0	2	0	0	0	0		0245	0	0	0	0	0	1	1	0	0	0	0	0	0	0	0	34.2	38.0	2	100.0	1	50.0	0	0.0
0300	2	0	2	0	0	0	0		0300	0	0	0	0	0	2	1	0	0	0	0	0	0	0	0	37.7	38.0	2	100.0	1	50.0	0	0.0
0315	2	0	2	0	0	0	0		0315	0	0	0	0	0	1	0	0	0	0	0	0	0	0	0	33.2	38.0	2	100.0	0	0.0	0	0.0
0330	0	0	0	0	0	0	0		0330	0	0	0	0	0	0	0	0	0	0	0	0	0	0	0	34.7	38.0	0	0.0	0	0.0	0	0.0
0345	1	0	1	0	0	0	0		0345	0	0	0	0	0	0	1	0	0	0	0	0	0	0	0	37.3	38.0	1	100.0	1	100.0	0	0.0
0400	1	0	1	0	0	0	0		0400	0	0	0	0	0	0	0	1	0	0	0	0	0	0	0	40.7	38.0	1	100.0	1	100.0	0	0.0
0415	1	0	1	0	0	0	0		0415	0	0	0	0	0	0	1	0	0	0	0	0	0	0	0	38.6	38.0	0	0.0	0	0.0	0	0.0
0430	1	0	1	0	0	0	0		0430	0	0	0	0	0	0	1	0	0	0	0	0	0	0	0	36.0	38.0	1	100.0	1	100.0	0	0.0
0445	4	0	3	1	0	0	0		0445	0	0	0	1	0	1	2	0	0	0	0	0	0	0	0	33.3	38.0	3	75.0	2	50.0	0	0.0
0500	0	0	0	0	0	0	0		0500	0	0	0	0	0	0	0	0	0	0	0	0	0	0	0	33.1	38.0	0	0.0	0	0.0	0	0.0
0515	1	0	1	0	0	0	0		0515	0	0	0	0	0	0	1	0	0	0	0	0	0	0	0	38.3	38.0	1	100.0	1	100.0	0	0.0
0530	3	0	2	1	0	0	0		0530	0	0	0	0	0	1	0	1	1	0	0	0	0	0	0	40.8	38.0	3	100.0	2	66.7	1	33.3
0545	7	0	5	2	0	0	0		0545	0	0	0	0	0	0	0	0	0	0	0	0	0	0	0	34.6	38.0	7	100.0	3	50.0	0	0.0
0600	5	0	5	1	0	0	0		0600	0	0	0	0	1	3	0	2	0	0	0	0	0	0	0	35.0	38.0	5	83.3	2	33.3	0	0.0
0615	5	0	5	0	0	0	0		0615	0	0	0	0	2	2	2	1	0	0	0	0	0	0	0	34.9	38.0	3	60.0	0	0.0	0	0.0
0630	2	0	2	0	0	0	0		0630	0	0	0	0	2	0	0	0	0	0	0	0	0	0	0	39.0	38.0	0	0.0	0	0.0	0	0.0
0645	6	0	6	0	0	0	0		0645	0	0	0	0	3	2	0	1	0	0	0	0	0	0	0	32.4	38.0	3	50.0	1	16.7	0	0.0
0700	12	0	11	1	0	0	0		0700	0	0	0	1	5	3	1	0	1	0	0	0	0	0	0	35.2	41.1	10	83.3	5	41.7	1	8.3
0715	23	1	18	5	0	0	0		0715	0	0	0	1	4	4	6	1	0	0	0	0	0	0	0	36.4	42.0	19	82.6	15	65.2	1	4.3
0730	25	0	18	3	0	0	0		0730	0	0	0	0	5	9	6	1	0	0	0	0	0	0	0	33.3	38.0	16	76.2	7	33.3	0	0.0
0745	21	1	18	5	1	0	0		0745	0	0	0	0	4	11	6	3	0	0	0	0	0	0	0	33.9	39.6	20	80.0	9	36.0	0	0.0
0800	21	0	20	1	0	0	0		0800	0	0	0	0	3	8	9	1	0	0	0	0	0	0	0	34.6	39.4	18	85.7	10	47.6	0	0.0
0815	21	0	16	3	2	0	0		0815	0	0	0	0	2	11	2	6	0	0	0	0	0	0	0	35.0	41.1	19	90.5	8	38.1	0	0.0
0830	21	2	16	2	1	0	0		0830	1	1	1	0	6	4	6	2	0	0	0	0	0	0	0	30.4	39.3	12	57.1	8	38.1	0	0.0
0845	22	0	20	1	0	0	0		0845	0	0	0	0	2	10	9	1	0	0	0	0	0	0	0	30.6	44.3	10	45.5	7	35.0	0	0.0
0900	25	2	19	2	1	1	0		0900	0	0	0	1	1	5	13	4	1	0	0	0	0	0	0	31.8	35.2	18	72.0	5	20.0	0	0.0
0915	39	1	34	3	0	1	0		0915	0	0	0	1	8	18	11	1	0	0	0	0	0	0	0	32.5	36.9	30	76.9	12	30.8	0	0.0
0930	31	2	26	2	1	0	0		0930	0	0	0	0	12	12	5	0	0	0	0	0	0	0	0	31.4	36.6	18	58.3	6	24.0	0	0.0
0945	54	0	47	6	1	0	0		0945	0	0	0	4	16	18	12	4	0	0	0	0	0	0	0	32.5	38.5	34	63.0	16	29.6	0	0.0
1000	62	4	53	4	1	0	0		1000	0	0	0	0	17	30	13	1	1	0	0	0	0	0	0	32.2	36.7	45	72.6	15	24.2	1	1.6
1015	67	1	62	2	1	0	0		1015	0	0	0	0	23	25	3	1	0	0	0	0	0	0	0	32.7	38.3	33	61.4	12	26.4	1	1.4
1030	62	3	51	6	1	1	0		1030	0	0	0	0	18	29	12	3	0	0	0	0	0	0	0	30.7	36.5	44	71.0	15	24.2	0	0.0
1045	74	4	59	8	2	1	0		1045	0	0	0	7	1	24	24	15	1	0	2	0	0	0	0	30.9	37.0	42	56.8	18	24.3	2	2.7
1100	74	3	67	2	2	0	0		1100	0	0	0	1	6	26	39	7	1	0	0	0	0	0	0	31.1	34.1	47	63.5	8	29.4	0	0.0
1115	63	0	55	8	0	0	0		1115	0	0	0	0	0	14	33	13	2	1	0	0	0	0	0	32.8	36.8	49	77.8	16	25.4	1	1.6
1130	80	2	71	6	1	0	0		1130	0	0	0	1	27	32	16	2	1	0	1	0	0	0	0	32.4	37.2	52	65.0	20	25.0	2	2.5
1145	73	0	68	4	1	0	0		1145	0	0	0	0	14	32	14	0	0	0	0	0	0	0	0	31.8	35.9	46	63.0	14	19.2	0	0.0
1200	97	2	82	12	1																											

PROJECT 40187 Bideford, Devon
SITE CODE 40187-004
LOCATION Manteo Way

START DATE Tue 09 Jul, 2024
END DATE Mon 15 Jul, 2024 (inc.)
SPEED LIMIT 30mph
SURVEY TYPE 7-day ATC, 15min periods, 6 veh. classes



ATC SUMMARY REPORT

7-DAY AUTOMATIC TRAFFIC COUNT

A 7-day automatic traffic count on Manteo Way, commencing Tue 09 Jul 2024, recorded a total of 58,074 vehicles. The posted speed limit of 30mph was exceeded by 75.6% of vehicles, and the seasonally adjusted, combined AADT value is 8,557 (see 'Equipment & methodology' below).

The combined summary on the left shows the total volumes, average speeds, AADT and 85%iles recorded in both directions from all the recorded data, plus the Mon-Fri peak periods. Speeding vehicles are defined as those travelling 31mph and above.

The summaries below provide directionalised details including speeding percentages and weekday daytime details.

SUMMARY

COMBINED NORTH- & SOUTHBOUND

Total recorded volume	58,074
Avg daily volume (based on 7 days)	8,296.3
Average daily speed (7 days)	33.8mph
Average daily 85%ile (7 days)	38.9mph
AAADT (annual average daily traffic)	8,556.8
AAWT (annual average weekday traffic)	9,452.5
Avg weekday volume (Mon-Fri, 24hrs)	9,124.8
Avg weekday speed (Mon-Fri, 24hrs)	33.4mph
Avg 12hr weekday volume (Mon-Fri, 0700-1900)	7,869.4
Avg 12hr weekday speed (Mon-Fri, 0700-1900)	33.1mph

NORTHBOUND

Total recorded volume	27,969
Avg daily volume (based on 7 days)	3,995.6
Average daily speed (7 days)	35.0mph
Average daily 85%ile (7 days)	40.5mph
% of vehicles exceeding 30mph	84.7%
Avg weekday volume (Mon-Fri, 24hrs)	4,397.0
Avg weekday speed (Mon-Fri, 24hrs)	34.5mph
Avg 12hr weekday volume (Mon-Fri, 0700-1900)	3,818.8
Avg 12hr weekday speed (Mon-Fri, 0700-1900)	34.1mph
Avg 12hr weekday 85%ile (Mon-Fri, 0700-1900)	39.6mph
AM avg peak vol period (Mon-Fri)	08:15 to 08:30
PM avg peak vol period (Mon-Fri)	17:00 to 17:15

SOUTHBOUND

Total recorded volume	30,105
Avg daily volume (based on 7 days)	4,300.7
Average daily speed (7 days)	32.5mph
Average daily 85%ile (7 days)	37.3mph
% of vehicles exceeding 30mph	66.6%
Avg weekday volume (Mon-Fri, 24hrs)	4,727.8
Avg weekday speed (Mon-Fri, 24hrs)	32.3mph
Avg 12hr weekday volume (Mon-Fri, 0700-1900)	4,050.6
Avg 12hr weekday speed (Mon-Fri, 0700-1900)	32.0mph
Avg 12hr weekday 85%ile (Mon-Fri, 0700-1900)	36.6mph
AM avg peak vol period (Mon-Fri)	08:45 to 09:00
PM avg peak vol period (Mon-Fri)	16:30 to 16:45

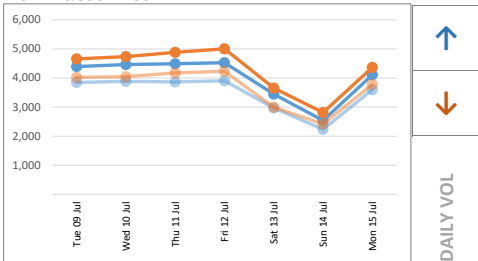
SITE LOCATION



LOCATION	Manteo Way
DATES	Tue 09 Jul to Mon 15 Jul inc.
LAT / LNG	51° 1'15.29"N, 4°11'34.99"W
PSL	30mph
DIRECTION 1	↑ Northbound
DIRECTION 2	↓ Southbound

DAILY VOLUMES

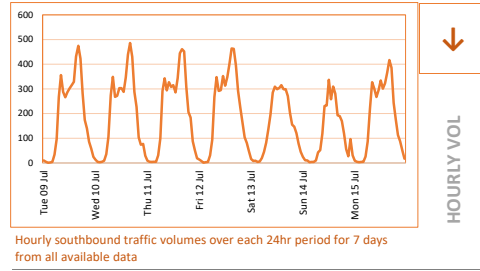
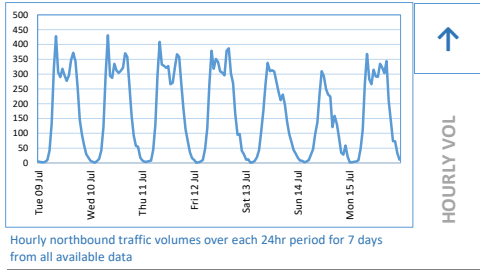
NORTH- & SOUTHBOUND



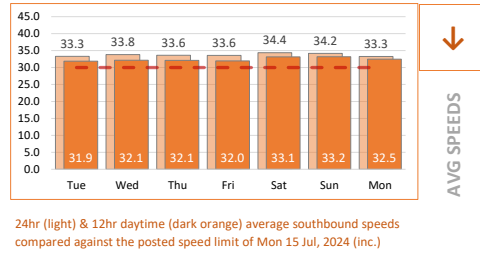
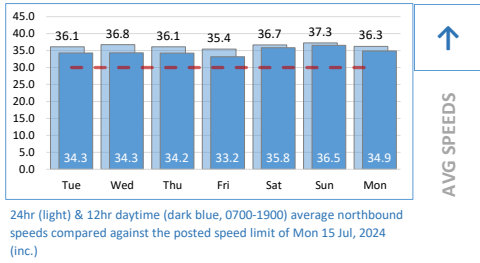
Total 24hr northbound (solid, dark blue) and southbound (solid, dark orange) traffic volumes, with light blue and orange representing 12hr volumes (0700-1900), over 7 consecutive days from all available data.

As can be expected, the lowest 24hr volumes were recorded on the Sunday, whilst the highest was on the Friday.

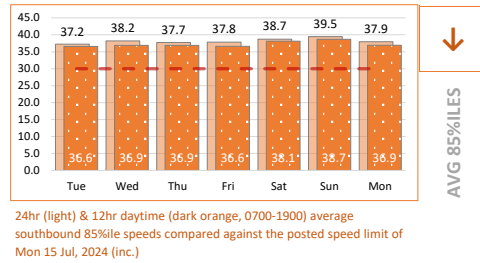
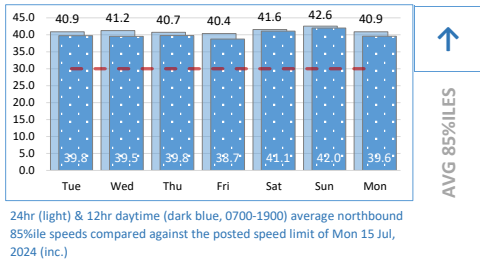
HOURLY VOLUMES



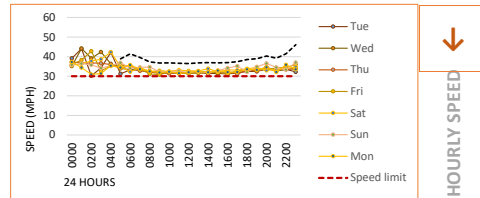
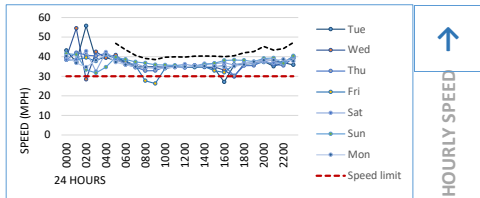
24hr & 12hr AVG SPEEDS



24hr & 12hr 85%ile SPEEDS

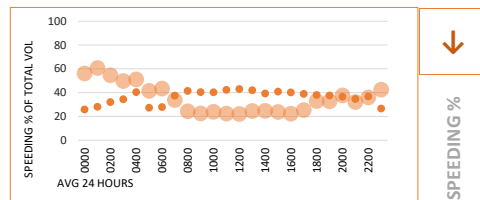
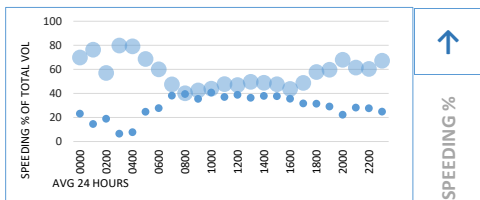


HOURLY SPEEDS



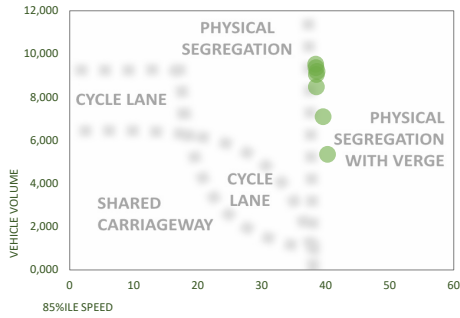
The peak northbound daytime speed was 40.8mph at 18:45 on Sun 14 Jul, whilst the peak southbound speed was 38.3mph at 08:00 on Sun 14 Jul (based on 15min averages between 0700 & 1900).

SPEEDING % EXCEEDING 30mph



7-day average percentages of vehicles exceeding the posted speed limit each hour. The small, darker dots represent the percentage travelling between 30 and 35mph, whilst the larger markers represent those at 36mph and above. A high proportion of larger dots may indicate a potential speeding issue.

CYCLE PROVISION



The cycle provision diagram compares total daily traffic flow (vertical axis) against the average daily 85%ile speed (horizontal axis) to demonstrate cyclist and vulnerable user considerations.

The guidelines are based on the Sustrans Design Manual (Apr 2014); Understanding User Needs, part 2.

Valid 85%iles are required to plot the graph.

5-DAY AVERAGE CLASSES

NORTHBOUND WEEKDAY AVG

TIME	MOTOR CYCLES	CAR	LGV	OGV1	OGV2	TOTAL
0000	0.0	5.6	0.6	0.2	0.0	6.4
0100	0.0	2.6	0.2	0.0	0.0	2.8
0200	0.0	2.6	0.0	0.0	0.0	2.6
0300	0.0	4.0	1.2	0.0	0.0	5.2
0400	0.6	8.8	0.0	0.4	0.4	10.2
0500	0.4	35.8	2.4	1.0	5.0	44.6
0600	2.0	95.2	15.8	3.0	6.4	122.4
0700	1.8	231.8	40.0	8.8	5.8	288.2
0800	1.4	326.8	49.2	14.4	9.4	401.2
0900	2.0	246.6	40.8	8.2	6.8	304.4
1000	2.6	244.4	43.4	8.0	5.6	304.0
1100	4.4	264.6	44.8	7.0	4.4	325.2
1200	0.8	254.8	35.2	8.6	6.6	306.0
1300	3.6	235.2	37.2	8.6	3.8	288.4
1400	1.0	248.8	38.8	5.8	6.6	301.0
1500	1.4	292.8	35.4	3.4	4.8	337.8
1600	2.8	298.2	46.6	7.4	4.0	359.0
1700	3.2	295.0	36.2	3.4	3.0	340.8
1800	2.2	219.6	24.6	2.4	3.8	252.6
1900	1.0	141.2	14.2	2.0	0.6	159.0
2000	1.0	83.0	9.2	0.8	0.0	94.0
2100	0.4	64.8	6.8	0.4	0.2	72.6
2200	0.0	35.2	3.8	0.0	0.2	39.2
2300	0.4	15.8	2.0	0.2	0.0	18.4
12hr TTL	27.2	3158.6	472.2	86.0	64.6	3808.6
24hr TTL	33.0	3653.2	528.4	94.0	77.4	4386.0
	1%	83%	12%	2%	2%	

SOUTHBOUND WEEKDAY AVG

TIME	MOTOR CYCLES	CAR	LGV	OGV1	OGV2	TOTAL
0000	0.0	10.0	1.0	0.0	0.0	11.0
0100	0.0	5.2	0.2	0.0	0.0	5.4
0200	0.0	2.2	0.2	0.0	0.0	2.4
0300	0.0	2.8	0.6	0.0	0.4	3.8
0400	0.0	4.4	0.2	0.4	0.4	5.4
0500	0.4	22.2	4.6	2.2	1.6	31.0
0600	1.6	79.4	7.6	2.2	5.6	96.4
0700	2.4	215.6	34.6	5.4	5.6	263.6
0800	1.2	282.2	42.8	7.6	10.0	343.8
0900	1.8	236.8	32.6	10.4	6.4	288.0
1000	2.2	234.6	33.4	9.6	5.6	285.4
1100	0.6	260.0	31.4	8.4	8.4	308.8
1200	1.0	266.4	31.4	9.0	5.2	313.0
1300	1.2	264.0	31.0	6.4	4.6	307.2
1400	2.0	302.8	30.6	7.4	5.8	348.6
1500	2.8	369.8	39.0	10.4	6.8	428.8
1600	2.6	395.4	46.2	8.4	7.4	460.0
1700	2.8	368.8	33.8	4.4	6.2	416.0
1800	0.8	258.0	17.4	3.2	3.0	282.4
1900	1.0	180.8	14.6	2.6	2.0	201.0
2000	1.4	129.0	8.6	0.8	1.0	140.8
2100	1.2	81.8	4.6	0.4	0.0	88.0
2200	0.6	57.8	4.8	0.2	0.0	63.4
2300	0.2	24.8	1.6	0.6	0.0	27.2
12hr TTL	21.4	3454.4	404.2	90.6	75.0	4045.6
24hr TTL	27.8	4054.8	452.8	100.0	86.0	4721.4
	1%	86%	10%	2%	2%	

Average weekday northbound and southbound volumes by class (condensed to the AQMA scheme), including 12hr totals for 0700-1900 and overall average percentages. Calculated from all available data over 5 weekdays. See 'Equipment & Methodology' below for accuracy details.

METHODOLOGY

Equipment & methodology

Automatic traffic counts are undertaken using a pair of pneumatic tubes installed securely across the carriageway, one metre apart, recording air pulses to determine vehicle speed, class and volume. The ATC equipment generally remains in place for a consecutive seven day period, and the data analysed post-survey.

In queuing conditions, the accuracy of ATC recording equipment may reduce as follows;

- 20 – 30mph: potential reduction of 9% accuracy in volume values
- 10 – 20mph: potential reduction of 26% accuracy in volume values
- 00 – 10mph: potential reduction of 39% accuracy in volume values

These figures are based on multiple ATC results compared against accepted reference values from resilient manual counts.

Weather & environmental

Inclement conditions during winter months or outbreaks of unseasonable weather may affect survey data collection. This can result in distorted traffic flows or unusable data and should be considered prior to survey approval. Although forecast checks are made prior to the survey commencing, Advanced Transport Research cannot be held responsible for the forecast accuracy.

CLASS	ABBREV.	DESCRIPTION	AXLES	LENGTH
1	MC	Motorcycle	2	Up to 1.7m
2	Cars	Cars, taxis, 4WD	2	1.7 to 3.2m
3	LGV	Light goods vehicles	2 or 3	2.1 to 3.2m
4	OGV1	Other goods vehicles class 1	2 or 3	2.1 to 3.2m
5	OGV2	Other goods vehicles class 2	4	2.1 to 3.2m
6	PSV	Public service vehicles	2 or 3	2.1 to 3.2m

Equipment damage, failure & calculations

Although checked intermittently the equipment remains unmanned for much of the duration of the survey, and can potentially be interfered with, vandalised, damaged or stolen and Advanced Transport Research cannot be held responsible for any periods where data has not been captured.

16hr AADTs are calculated using the seasonal COBA methodology; DMRB Vol. 13, Pt 4: Traffic Flow Input To COBA.

Roadworks & events

Where possible, roadworks checks are made 7 days before the survey commences. Additionally, influencing major local events are also monitored, covering the immediate vicinity of the surveys and any routes likely to affect the outcome of the survey.

Vehicle classifications

Vehicles recorded by the ATC are placed into one of six classes (bins) based on axle spacing and pattern. This scheme is based on the COBA Chapter 8 (Vol 13, Sec 1) classifications.

Under adverse conditions the accuracy of ATC classifications will deteriorate and an appropriate link count should be used for validation.

Disclaimer

Although every attempt is made to achieve accuracy, Advanced Transport Research may not be held liable for errors of fact or interpretation.

DIR 1

PROJECT 40187 Bideford, Devon
 SITE 40187-004
 LOCATION MANTEO WAY
 DIRECTION NORTHBOUND ↑
 PSL 30mph



ALL VEHICLES
 Motorcycles
 Cars, taxis, 4WD
 LGV
 OGV1
 OGV2
 PSV

0 - 10 mph
 10 - 15 mph
 15 - 20 mph
 20 - 25 mph
 25 - 30 mph
 30 - 35 mph
 35 - 40 mph
 40 - 45 mph
 45 - 50 mph
 50 - 60 mph
 60 - 70 mph
 70 - 80 mph
 80 - 90 mph
 90 - 100 mph
 AVG SPD
 85%ile
 PSL SPEEDING
 PSL% SPEEDING
 ACPD SPEEDING
 ACPD% SPEEDING
 DT% SPEEDING
 DT% SPEEDING

Tue 09 Jul																														
DAY 1	TOTAL	CLS 1	CLS 2	CLS 3	CLS 4	CLS 5	CLS 6	TIME	SP01	SP02	SP03	SP04	SP05	SP06	SP07	SP08	SP09	SP010	SP011	SP012	SP013	SP014	AVG	85%ile	PSL	PSL%	ACPD	ACPD%	DT%	DT%
		1	2	3	4	5	6		10	15	20	25	30	35	40	45	50	60	70	80	90	100			30	35	45	45		
0000	2	0	2	0	0	0	0	0000	0	0	0	0	1	0	0	0	0	0	0	0	0	0	40.4	-	1	50.0	1	50.0	1	50.0
0015	2	0	2	0	0	0	0	0015	0	0	0	0	0	0	1	0	0	0	0	0	0	0	42.6	-	2	100.0	2	100.0	1	50.0
0030	0	0	0	0	0	0	0	0030	0	0	0	0	0	0	0	0	0	0	0	0	0	0	-	-	0	0.0	0	0.0	0	0.0
0045	1	0	1	0	0	0	0	0045	0	0	0	0	0	0	0	0	1	0	0	0	0	0	49.5	-	1	100.0	1	100.0	1	100.0
0100	1	0	1	0	0	0	0	0100	0	0	0	0	0	0	0	0	1	0	0	0	0	0	49.5	-	1	100.0	1	100.0	1	100.0
0115	2	0	2	0	0	0	0	0115	0	0	0	0	2	0	0	0	0	0	0	0	0	0	31.0	-	2	100.0	0	0.0	0	0.0
0130	0	0	0	0	0	0	0	0130	0	0	0	0	0	0	0	0	0	0	0	0	0	0	-	-	0	0.0	0	0.0	0	0.0
0145	0	0	0	0	0	0	0	0145	0	0	0	0	0	0	0	0	0	0	0	0	0	0	-	-	0	0.0	0	0.0	0	0.0
0200	2	0	2	0	0	0	0	0200	0	0	0	0	0	0	0	0	0	2	0	0	0	0	55.7	-	2	100.0	2	100.0	2	100.0
0215	0	0	0	0	0	0	0	0215	0	0	0	0	0	0	0	0	0	0	0	0	0	0	-	-	0	0.0	0	0.0	0	0.0
0230	0	0	0	0	0	0	0	0230	0	0	0	0	0	0	0	0	0	0	0	0	0	0	-	-	0	0.0	0	0.0	0	0.0
0245	0	0	0	0	0	0	0	0245	0	0	0	0	0	0	0	0	0	0	0	0	0	0	-	-	0	0.0	0	0.0	0	0.0
0300	0	0	0	0	0	0	0	0300	0	0	0	0	0	0	0	0	0	0	0	0	0	0	-	-	0	0.0	0	0.0	0	0.0
0315	0	0	0	0	0	0	0	0315	0	0	0	0	0	0	0	0	0	0	0	0	0	0	-	-	0	0.0	0	0.0	0	0.0
0330	2	0	1	1	0	0	0	0330	0	0	0	0	1	1	0	0	0	0	0	0	0	0	36.9	-	2	100.0	1	50.0	0	0.0
0345	2	0	2	0	0	0	0	0345	0	0	0	0	0	0	1	1	0	0	0	0	0	0	40.5	-	2	100.0	2	100.0	0	0.0
0400	0	0	0	0	0	0	0	0400	0	0	0	0	0	0	0	0	0	0	0	0	0	0	-	-	0	0.0	0	0.0	0	0.0
0415	3	1	2	0	0	0	0	0415	0	0	1	1	0	0	1	0	0	0	0	0	0	0	34.6	-	2	66.7	1	33.3	0	0.0
0430	3	0	3	0	0	0	0	0430	0	0	0	1	0	0	1	1	0	0	0	0	0	0	39.2	-	2	66.7	2	66.7	1	33.3
0445	4	0	4	0	0	0	0	0445	0	0	0	0	0	1	1	2	0	0	0	0	0	0	43.4	-	4	100.0	4	100.0	2	50.0
0500	2	0	1	0	0	1	0	0500	0	0	0	0	1	1	0	0	0	0	0	0	0	0	36.4	-	2	100.0	1	50.0	0	0.0
0515	9	0	8	0	0	1	0	0515	0	0	0	0	1	3	0	3	1	0	0	0	0	0	41.3	-	8	88.9	7	77.8	4	44.4
0530	16	0	13	2	1	0	0	0530	0	0	0	2	6	4	0	4	1	0	0	0	0	0	36.9	47.8	14	87.5	8	50.0	4	25.0
0545	15	0	10	2	1	2	0	0545	0	0	0	0	8	2	2	3	1	1	0	0	0	0	27.7	45.6	15	100.0	7	46.7	2	12.5
0600	24	0	17	5	1	1	0	0600	0	0	0	2	1	10	3	7	0	1	0	0	0	0	36.6	47.5	22	91.7	21	87.5	8	50.0
0615	23	1	21	0	0	1	0	0615	0	0	0	0	6	6	2	1	1	1	1	0	0	0	36.1	45.6	17	73.9	11	47.8	3	13.0
0630	38	1	28	7	1	1	0	0630	0	0	0	1	12	18	5	2	0	0	0	0	0	0	36.6	40.9	37	97.4	25	65.8	2	5.3
0645	49	0	40	8	0	1	0	0645	0	0	0	2	11	25	10	1	0	0	0	0	0	0	27.4	41.9	47	95.9	36	73.5	1	2.0
0700	61	0	49	8	3	0	1	0700	0	0	0	0	19	25	8	1	1	0	0	0	0	0	36.0	40.5	54	88.5	35	57.4	2	3.2
0715	71	0	53	13	3	2	0	0715	0	0	0	1	13	25	22	9	4	0	0	0	0	0	35.2	41.4	60	84.5	35	49.3	4	5.6
0730	93	0	75	13	1	3	1	0730	0	0	0	1	13	45	26	5	2	1	0	0	0	0	34.2	38.7	79	85.0	34	36.6	3	3.2
0745	93	0	71	15	6	1	0	0745	0	0	0	0	5	47	28	12	1	0	0	0	0	0	35.0	39.9	88	94.6	41	44.1	1	1.1
0800	97	0	87	6	3	0	1	0800	0	0	0	0	13	39	31	10	2	2	0	0	0	0	35.4	40.0	84	86.6	45	46.4	4	4.1
0815	127	0	97	19	7	3	1	0815	0	0	0	0	22	53	38	12	2	0	0	0	0	0	34.4	38.9	105	82.7	52	40.9	2	1.6
0830	97	0	81	9	2	5	0	0830	0	0	0	0	5	44	37	10	1	0	0	0	0	0	35.5	39.6	90	94.9	48	49.5	4	5.6
0845	107	0	80	22	4	1	0	0845	0	0	0	0	5	48	38	11	0	0	0	0	0	0	34.7	39.5	97	90.7	49	45.8	0	0.0
0900	94	2	78	8	4	1	1	0900	0	0	0	1	14	35	30	10	3	0	1	0	0	0	35.3	40.4	79	84.0	44	46.8	4	4.3
0915	60	0	49	8	3	0	0	0915	0	0	0	0	4	23	31	2	0	0	0	0	0	0	34.9	38.4	56	93.3	33	55.0	0	0.0
0930	75	0	57	15	2	1	0	0930	0	0	0	0	12	36	19	8	0	0	0	0	0	0	34.1	39.5	63	84.0	27	36.0	0	0.0
0945	77	0	59	12	1	4	1	0945	0	0	0	0	9	39	18	9	2	0	0	0	0	0	34.5	38.9	68	88.3	29	37.7	2	2.6
1000	69	0	57	11	1	0	0	1000	0	0	0	0	6	30	19	14	0	0	0	0	0	0	35.8	40.7	63	91.3	33	47.8	0	0.0
1015	73	0	60	8	2	3	0	1015	0	0	0	0	9	30	20	10	3	1	0	0	0	0	35.5	40.9	64	87.7	34	46.6	4	5.5
1030	75	1	59	12	2	1	0	1030	0	0	0	2	7	29	29	7	1	0	0	0	0	0	35.0	39.0	66	88.0	37	49.3	1	1.3
1045	73	2	56	12	1	1	1	1045	0	0	0	1	11	30	25	5	1	0	0	0	0	0	34.2	38.8	61	83.6	31	42.5	1	1.4
1100	84	0	67	13	3	0	1	1100	0	0	0	0	12	31	28	10	2	0	1	0	0	0	35.4	40.3	72	85.7	41	48.8	3	3.6
1115	77	3	68	5	0	1	0	1115	0	0	0	0	9	29	28	11	0	0	0	0	0	0	34.9	39.9	68	88.3	39	50.7	0	0.0
1130	88	0	75	18	1	3	1	1130	0	0	0	0	11	35	38	12	1	0	0	0	0	0	35.3	39.2	87	88.8	52	53.1	1	1.0
1145	59	0	46	8	3	2	0	1145	0	0	0	2	13	20	18	6	0	0	0	0	0	0	33.4	38.3	44	74.6	24	40.7	0	0.0
1200	74	0	62	7	4	0	1	1200	0	0	0	1	4	36	26	6	1	0	0	0	0	0	34.7	38.7	69	93.2	33	44.6	1	1.4
1215	67	0	54	6	2	5	0	1215	0	0	0	1	16	19	21	7	3	0	0	0	0	0	34.7	40.1	50	74.6	31	46.8	3	4.5
1230	76	0	66	5	3	1	1	1230	0	0	0	1	10	31	27	6	0	0	0	0	0	0	34.3	38.9	65	85.5	34	44.7	1	1.3
1245	78	0	67	7	3	1	0	1245	0	0	0	0	15	24	26	11	2	0	0	0	0	0	35.0	40.3	63	80.8	39	50.0	2	2.6
1300	69	0	62	5	2	0	0	1300	0	0	0	2	10	25	26	6	0	0	0	0	0	0	34.1	39.0	57	82.6	32	46.4	0	0

Thu 11 Jul

DAY 3

ID	Total	Cs 1	Cs 2	Cs 3	Cs 4	Cs 5	Cs 6	Fxd	Time	Vbin 0	Vbin 10	Vbin 15	Vbin 20	Vbin 25	Vbin 30	Vbin 35	Vbin 40	Vbin 45	Vbin 50	Vbin 60	Vbin 70	Vbin 80	Vbin 90	Mean	Vpo 85	P5L 30	P5L 30	P5L 35	P5L 35	P5L 40	P5L 40	P5L 45	P5L 45	
																																		10
0000	5	0	0	5	0	0	0	0	0000	0	0	0	0	1	1	1	2	0	0	0	0	0	0	0	35.9	-	4	80.0	0	0.0	0.0	0.0		
0015	0	0	0	0	0	0	0	0	0015	0	0	0	0	0	0	0	0	0	0	0	0	0	0	0	-	-	0	0.0	0.0	0.0	0.0			
0030	3	0	2	1	0	0	0	0	0030	0	0	0	0	0	0	2	0	0	1	0	0	0	0	0	42.7	-	3	100.0	3	100.0	1	33.3		
0045	0	0	0	0	0	0	0	0	0045	0	0	0	0	0	0	0	0	0	0	0	0	0	0	0	-	-	0	0.0	0.0	0.0	0.0			
0100	0	0	0	0	0	0	0	0	0100	0	0	0	0	0	0	0	0	0	0	0	0	0	0	0	0	0	0	0.0	0.0	0.0	0.0			
0115	1	0	1	0	0	0	0	0	0115	0	0	0	0	0	1	0	0	0	0	0	0	0	0	0	0	30.6	-	1	100.0	0	0.0	0.0		
0130	2	0	2	0	0	0	0	0	0130	0	0	0	0	0	0	1	0	1	0	0	0	0	0	0	41.9	-	2	100.0	2	100.0	1	50.0		
0145	1	0	1	0	0	0	0	0	0145	0	0	0	0	0	0	0	0	0	0	0	0	0	0	0	0	53.2	-	1	100.0	1	100.0	1	100.0	
0200	2	0	2	0	0	0	0	0	0200	0	0	0	0	0	0	0	1	1	0	0	0	0	0	0	0	45.4	-	2	100.0	2	100.0	1	50.0	
0215	1	0	1	0	0	0	0	0	0215	0	0	0	0	1	0	0	0	0	0	0	0	0	0	0	0	28.3	-	0	0.0	0.0	0.0	0.0		
0230	1	0	1	0	0	0	0	0	0230	0	0	0	0	0	0	0	1	0	0	0	0	0	0	0	0	43.8	-	1	100.0	1	100.0	0	0.0	
0245	0	0	0	0	0	0	0	0	0245	0	0	0	0	0	0	0	0	0	0	0	0	0	0	0	0	-	-	0	0.0	0.0	0.0	0.0		
0300	1	0	1	0	0	0	0	0	0300	0	0	0	0	0	0	1	0	0	0	0	0	0	0	0	0	43.3	-	1	100.0	1	100.0	0	0.0	
0315	0	0	0	0	0	0	0	0	0315	0	0	0	0	0	0	1	0	0	0	0	0	0	0	0	0	36.6	-	1	100.0	1	100.0	0	0.0	
0330	3	0	2	1	0	0	0	0	0330	0	0	0	0	0	0	2	1	0	0	0	0	0	0	0	0	40.9	-	3	100.0	3	100.0	0	0.0	
0345	1	0	1	0	0	0	0	0	0345	0	0	0	0	0	0	1	0	0	0	0	0	0	0	0	0	39.9	-	1	100.0	1	100.0	0	0.0	
0400	0	0	0	0	0	0	0	0	0400	0	0	0	0	0	0	0	0	0	0	0	0	0	0	0	0	-	-	0	0.0	0.0	0.0	0.0		
0415	3	1	2	0	0	0	0	0	0415	0	0	0	1	0	0	0	0	0	0	0	0	0	0	0	0	40.5	-	0	0.0	0.0	0.0	0.0		
0430	0	0	0	0	0	0	0	0	0430	0	0	0	0	0	0	0	0	0	0	0	0	0	0	0	0	-	-	0	0.0	0.0	0.0	0.0		
0445	5	0	4	0	1	0	0	0	0445	0	0	0	1	0	0	0	0	1	3	0	0	0	0	0	0	42.4	-	4	80.0	4	80.0	3	60.0	
0500	4	0	3	0	0	1	0	0	0500	0	0	0	0	1	0	3	0	0	0	0	0	0	0	0	0	25.3	-	3	75.0	3	75.0	0	0.0	
0515	15	0	14	0	0	1	0	0	0515	0	0	0	0	0	5	4	2	3	1	0	0	0	0	0	0	39.4	47.0	15	100.0	10	66.7	4	26.7	
0530	9	0	7	1	0	1	0	0	0530	0	0	0	0	0	3	0	2	1	3	0	0	0	0	0	0	42.8	-	9	100.0	6	66.7	4	44.4	
0545	12	0	11	0	0	1	0	0	0545	0	0	0	0	1	0	2	1	3	0	0	0	0	0	0	0	28.0	45.7	16	84.4	10	56.2	3	17.6	
0600	27	1	23	3	0	0	0	0	0600	0	0	0	0	0	4	4	5	0	0	0	0	0	0	0	0	34.4	41.5	23	85.2	9	33.3	0	0.0	
0615	31	2	21	5	2	1	0	0	0615	0	0	0	0	4	4	14	4	1	0	0	0	0	0	0	0	37.8	45.4	27	87.1	23	74.2	5	16.1	
0630	48	1	40	5	1	1	0	0	0630	0	0	0	1	13	13	13	5	2	4	1	0	0	0	0	0	34.6	40.2	38	77.6	20	40.0	2	10.0	
0645	58	0	48	9	0	1	0	0	0645	0	0	0	0	8	18	25	3	3	1	0	0	0	0	0	0	35.6	40.0	51	86.4	33	55.9	4	6.8	
0700	64	2	45	13	2	2	0	0	0700	0	0	0	3	7	27	15	9	2	1	0	0	0	0	0	0	34.9	40.5	54	84.4	27	42.2	3	4.7	
0715	73	0	61	10	0	1	1	0	0715	0	0	0	0	17	34	17	5	0	0	0	0	0	0	0	0	33.1	37.9	56	76.7	22	30.1	0	0.0	
0730	101	0	89	10	2	0	0	0	0730	0	0	0	0	10	40	34	13	4	0	0	0	0	0	0	0	35.4	40.2	91	90.1	51	50.5	4	4.0	
0745	98	1	82	13	0	2	0	0	0745	0	0	0	0	18	35	29	14	2	0	0	0	0	0	0	0	34.7	40.3	80	81.6	45	45.9	2	2.0	
0800	112	0	90	12	5	4	1	0	0800	11	1	4	5	26	39	20	5	1	0	0	0	0	0	0	0	28.9	36.7	65	58.0	26	23.2	1	0.9	
0815	107	0	82	17	3	0	0	0	0815	0	0	0	1	13	48	37	6	0	1	0	0	0	0	0	0	0	34.2	38.1	69	86.3	36	45.0	1	1.3
0830	92	0	73	11	6	1	1	0	0830	0	0	0	0	1	13	46	28	4	0	0	0	0	0	0	0	0	33.8	38.6	78	84.8	32	34.8	0	0.0
0845	100	0	83	10	2	4	1	0	0845	12	7	5	2	14	28	23	9	0	0	0	0	0	0	0	0	28.7	38.0	60	60.0	32	32.0	0	0.0	
0900	62	0	48	9	4	1	0	0	0900	0	0	0	0	6	21	23	11	1	0	0	0	0	0	0	0	35.7	40.6	56	90.3	35	56.5	1	1.6	
0915	91	0	76	9	2	3	1	0	0915	0	0	0	0	1	29	25	22	12	2	0	0	0	0	0	0	34.0	40.1	61	67.0	36	39.6	2	2.2	
0930	79	0	61	13	3	2	0	0	0930	0	0	0	0	0	12	36	20	7	2	0	0	0	0	0	0	34.5	39.9	67	84.8	31	39.2	2	2.5	
0945	83	0	68	11	2	2	0	0	0945	0	0	0	0	10	30	28	13	1	1	0	0	0	0	0	0	35.3	40.6	73	88.0	43	51.8	2	2.4	
1000	105	2	64	13	3	1	0	0	1000	0	0	0	0	0	15	28	31	7	2	0	0	0	0	0	0	34.7	39.1	68	81.9	40	48.2	2	2.4	
1015	103	0	64	12	1	1	0	0	1015	0	0	0	0	0	6	31	29	9	3	0	0	0	0	0	0	35.9	40.3	72	92.3	41	52.6	3	3.8	
1030	88	2	70	8	2	2	0	0	1030	0	0	0	0	1	12	49	19	5	0	0	0	0	0	0	0	33.5	37.7	71	84.5	24	28.6	0	0.0	
1045	80	0	69	8	0	1	0	0	1045	0	0	0	0	10	33	29	6	1	0	0	0	0	0	0	0	34.4	39.1	69	86.3	36	45.0	1	1.3	
1100	77	1	57	13	3	3	0	0	1100	0	0	0	0	0	16	35	23	3	0	0	0	0	0	0	0	33.5	38.1	61	79.2	26	33.8	0	0.0	
1115	86	0	75	8	3	0	0	0	1115	0	0	0	0	0	11	32	27	12	4	0	0	0	0	0	0	35.5	40.4	75	87.2	43	50.0	4	4.7	
1130	78	1	62	13	1	1	0	0	1130	0	0	0	0	1	8	28	30	9	2	0	0	0	0	0	0	35.4	39.9	69	88.5	41	52.6	2	2.6	
1145	120	0	66	14	3	2	0	0	1200	0	0	0	0	0	18	36	22	8	1	0	0	0	0	0	0	33.8	38.5	67	78.8	31	36.5	1	1.2	
1215	71	1	61	6	2	1	0	0	1215	0	0	0	0	0	10	33	24	3	1	0	0	0	0	0	0	34.3	38.0	61	85.9	28	39.4	1	1.4	
1230	67	0	57	6	2	2	0	0	1230	0	0	0	0	2	10	19	19	15	1	0	0	0	0	0	0	35.0	40.9	54	80.6	35	52.2	1	1.5	
1245	104	0	86	13	3	2	0	0	1245	0	0	0	0	0	15	46	29	11	3	0	0	0	0	0	0	34.4	39.							

Fri 12 Jul

DAY 4

Total	Cl 1	Cl 2	Cl 3	Cl 4	Cl 5	Cl 6	Fxd	Time	Vbin 10	Vbin 15	Vbin 20	Vbin 25	Vbin 30	Vbin 35	Vbin 40	Vbin 45	Vbin 50	Vbin 60	Vbin 70	Vbin 80	Vbin 90	Vbin 100	Mean	Vsp 85	IPSL 30	IPSL 35	IPSL 35	IPSL 45	IPSL 45		
																														10	15
0000	2	0	1	1	0	0	0	0000	0	0	0	0	0	1	1	0	0	0	0	0	0	0	40.4	-	2	100.0	2	100.0	0	0.0	
0015	5	0	5	0	0	0	0	0015	0	0	0	0	0	3	1	1	0	0	0	0	0	0	36.5	-	2	40.0	1	20.0	0	0.0	
0030	4	0	3	1	0	0	0	0030	0	0	0	0	1	1	1	0	1	0	0	0	0	0	36.7	-	3	75.0	2	50.0	1	25.0	
0045	3	0	3	0	0	0	0	0045	0	0	0	0	0	1	0	2	0	0	0	0	0	0	39.4	-	3	100.0	2	66.7	0	0.0	
0100	2	0	2	0	0	0	0	0100	0	0	0	0	0	1	1	0	0	0	0	0	0	0	36.8	-	2	100.0	1	50.0	0	0.0	
0115	2	0	2	0	0	0	0	0115	0	0	0	0	0	0	0	2	0	0	0	0	0	0	42.5	-	2	100.0	2	100.0	0	0.0	
0130	2	0	2	0	0	0	0	0130	0	0	0	0	1	1	0	0	0	0	0	0	0	0	30.7	-	1	50.0	0	0.0	0	0.0	
0145	2	0	2	0	0	0	0	0145	0	0	0	0	0	0	0	1	1	0	0	0	0	0	44.9	-	2	100.0	2	100.0	1	50.0	
0200	0	0	0	0	0	0	0	0200	0	0	0	0	0	0	0	0	0	0	0	0	0	0	0	-	-	0	0.0	0	0.0	0	0.0
0215	0	0	0	0	0	0	0	0215	0	0	0	0	0	0	0	0	0	0	0	0	0	0	0	-	-	0	0.0	0	0.0	0	0.0
0230	1	0	1	0	0	0	0	0230	0	0	0	0	0	0	0	0	1	0	0	0	0	0	42.8	-	1	100.0	1	100.0	0	0.0	
0245	0	0	0	0	0	0	0	0245	0	0	0	0	0	0	0	0	0	0	0	0	0	0	0	-	-	0	0.0	0	0.0	0	0.0
0300	0	0	0	0	0	0	0	0300	0	0	0	0	0	0	0	0	0	0	0	0	0	0	0	-	-	0	0.0	0	0.0	0	0.0
0315	2	0	1	1	0	0	0	0315	0	0	0	0	1	0	0	0	0	0	0	0	0	0	34.9	-	1	50.0	1	50.0	0	0.0	
0330	1	0	0	1	0	0	0	0330	0	0	0	0	1	0	0	0	0	0	0	0	0	0	28.4	-	0	0.0	0	0.0	0	0.0	
0345	0	0	0	0	0	0	0	0345	0	0	0	0	0	0	0	0	0	0	0	0	0	0	0	-	-	0	0.0	0	0.0	0	0.0
0400	1	0	1	0	0	0	0	0400	0	0	0	0	0	1	0	0	0	0	0	0	0	0	30.4	-	1	100.0	0	0.0	0	0.0	
0415	1	0	1	0	0	0	0	0415	0	0	0	0	0	0	1	0	0	0	0	0	0	0	32.2	-	1	100.0	0	0.0	0	0.0	
0430	1	0	1	0	0	0	0	0430	0	0	0	0	0	1	0	0	0	0	0	0	0	0	34.3	-	1	100.0	0	0.0	0	0.0	
0445	1	0	1	0	0	0	0	0445	0	0	0	0	0	0	0	1	0	0	0	0	0	0	43.9	-	1	100.0	1	100.0	0	0.0	
0500	2	0	2	0	0	0	0	0500	0	0	0	0	0	0	0	1	0	0	0	0	0	0	43.5	-	2	100.0	2	100.0	1	50.0	
0515	8	0	4	2	0	2	0	0515	0	0	0	0	5	1	2	0	0	0	0	0	0	0	30.4	-	3	75.0	2	25.0	0	0.0	
0530	8	0	5	2	0	0	1	0530	0	0	0	1	0	1	2	3	0	1	0	0	0	0	39.4	-	7	87.5	6	75.0	1	12.5	
0545	12	0	10	0	1	1	1	0545	0	0	0	0	2	3	2	0	1	0	0	0	0	0	28.8	30.9	11	24.6	8	19.6	1	7.2	
0600	14	0	12	0	0	0	0	0600	0	0	0	0	0	0	0	0	0	0	0	0	0	0	34.3	44.4	10	71.4	6	42.9	2	14.3	
0615	17	0	12	0	0	0	0	0615	0	0	0	0	3	4	2	2	1	1	0	0	0	0	34.6	39.4	27	73.0	20	54.1	1	2.7	
0630	31	0	27	1	2	1	0	0630	0	0	0	0	8	7	12	2	2	0	0	0	0	0	34.9	39.4	28	74.2	16	51.6	2	6.5	
0645	43	0	30	5	4	4	0	0700	0	0	0	0	11	10	9	3	1	0	0	0	0	0	34.9	38.3	32	74.4	13	30.2	1	2.9	
0715	52	0	44	7	0	1	0	0715	0	0	0	1	12	17	13	8	1	0	0	0	0	0	34.3	40.9	39	75.0	22	42.3	1	1.3	
0730	72	0	54	12	2	2	0	0730	0	0	0	2	15	21	22	11	0	0	0	0	0	0	34.9	41.3	55	76.4	34	47.2	1	1.4	
0745	100	1	82	13	1	3	0	0745	0	0	0	0	26	50	20	3	0	1	0	0	0	0	32.7	36.6	74	74.0	24	24.0	1	1.0	
0800	79	0	66	9	0	4	0	0800	0	0	0	0	17	34	24	4	0	0	0	0	0	0	33.4	36.7	62	78.5	28	35.4	0	0.0	
0815	81	1	66	13	1	0	0	0815	0	0	0	1	22	40	16	2	0	0	0	0	0	0	32.3	35.9	58	71.6	18	22.2	0	0.0	
0830	92	0	79	7	3	0	2	0830	0	0	0	2	34	34	17	2	1	0	0	0	0	0	31.5	36.0	56	60.0	20	21.7	1	1.1	
0845	96	1	77	12	2	4	0	0845	1	4	5	12	39	23	10	1	1	0	0	0	0	0	28.0	34.4	35	36.5	12	12.5	1	1.0	
0900	55	0	43	11	0	1	0	0900	1	0	0	4	26	18	6	0	0	0	0	0	0	0	29.3	33.5	24	43.6	6	10.9	0	0.0	
0915	67	0	57	7	2	1	0	0915	0	0	1	5	30	26	5	0	0	0	0	0	0	0	29.8	33.8	31	40.3	5	7.5	0	0.0	
0930	96	0	76	14	4	2	0	0930	0	0	0	5	30	44	15	1	1	0	0	0	0	0	31.6	35.3	61	63.5	17	17.7	1	1.0	
0945	74	0	65	7	2	0	0	0945	0	0	0	2	31	23	16	2	0	0	0	0	0	0	31.7	36.8	41	55.4	18	24.3	0	0.0	
1000	80	1	66	9	3	1	0	1000	0	0	0	5	25	30	19	1	0	0	0	0	0	0	31.8	36.0	50	62.5	20	25.0	0	0.0	
1015	75	0	63	7	4	1	0	1015	0	0	0	2	29	29	13	2	0	0	0	0	0	0	31.5	36.0	44	58.7	15	20.0	0	0.0	
1030	61	0	53	7	1	0	0	1030	0	0	0	2	17	23	15	3	1	0	0	0	0	0	32.8	37.2	42	68.9	19	31.2	1	1.6	
1045	79	0	63	11	2	1	0	1045	0	0	0	4	25	32	19	1	1	0	0	0	0	0	32.7	36.9	54	68.4	22	27.9	2	2.5	
1100	90	0	75	3	3	1	0	1100	0	0	0	5	23	42	14	3	0	0	0	0	0	0	31.5	36.3	59	65.4	17	18.9	3	0.0	
1115	88	0	81	4	2	1	0	1115	0	0	0	0	30	44	13	1	0	0	0	0	0	0	31.5	35.5	58	65.9	14	15.9	0	0.0	
1130	87	0	73	13	0	1	0	1130	0	0	0	8	5	25	27	19	1	2	0	0	0	0	30.8	36.9	49	65.3	22	25.3	2	2.3	
1145	87	1	78	6	1	1	0	1145	0	0	0	2	39	36	19	1	0	0	0	0	0	0	31.8	36.1	56	64.4	20	23.0	0	0.0	
1200	74	0	62	8	0	3	1	1200	0	0	0	1	32	30	11	0	0	0	0	0	0	0	31.0	35.1	41	55.4	11	14.9	0	0.0	
1215	78	1	60	11	3	3	0	1215	0	0	0	3	18	42	12	2	1	0	0	0	0	0	32.1	36.1	57	73.1	15	19.2	1	1.3	
1230	73	0	62	8	2	1	0	1230	0	0	0	0	21	29	17	6	0	0	0	0	0	0	31.1	38.7	52	71.2	23	31.5	0	0.0	
1245	88	0	77	8	2	1	0	1245	0	0	0	0	9	38	30	9	2	0	0	0	0	0	29.9	34.5	41	46.6	11	14.5	0	0.0	
1300	87	1	74	9	3	0	0	1300	0	0	0	4	27	36	17	3	0	0	0	0	0	0	31.7	36.7	56	64.4	20	23.0	0	0.0	
1315	94	1	84	8	1	0	0	1315	0	0	0	4	31	36	17	3	0	0	0	0	0	0	31.7	36.7	59	62.8	23	28.5	0	0.0	
1330	92	0	73	12	3	4	0	1330	0	0	0	5	23	42	14	3	0	0	0	0	0	0	31.3	35.5	50	54.4	17	18.5	0	0.0	
1345	75	0	68	6	1	0	0	1345	0	0	0	1	32	23	18	1	0	0	0	0	0	0	31.8	36.5	42	56.0	19	25.3	0	0.0	

Sun 14 Jul

DAY 6

	Total	Cl 1	Cl 2	Cl 3	Cl 4	Cl 5	Cl 6	Fxd	Time	Vbin 10	Vbin 15	Vbin 20	Vbin 25	Vbin 30	Vbin 35	Vbin 40	Vbin 45	Vbin 50	Vbin 60	Vbin 70	Vbin 80	Vbin 90	Mean	Vsp 85	IPSL 30	IPSL 35	IPSL 35	IPSL 45	IPSL 45	
0000	8	0	7	1	0	0	0	0	0000	0	0	0	0	1	2	1	0	0	0	0	0	0	35.8	8	100.0	4	50.0	0	0.0	
0015	9	0	9	0	0	0	0	0	0015	0	0	0	0	3	2	1	2	1	0	0	0	0	36.4	6	66.7	4	44.4	1	11.1	
0030	6	0	6	0	0	0	0	0	0030	0	0	0	0	1	1	3	1	0	0	0	0	0	36.6	5	83.3	4	66.7	0	0.0	
0045	2	0	2	0	0	0	0	0	0045	0	0	0	0	0	0	1	0	0	0	0	0	0	35.7	2	100.0	1	50.0	0	0.0	
0100	3	0	3	0	0	0	0	0	0100	0	0	0	0	0	2	1	0	0	0	0	0	0	33.8	3	100.0	1	33.3	0	0.0	
0115	4	0	4	0	0	0	0	0	0115	0	0	0	0	0	0	1	2	1	0	0	0	0	40.5	4	100.0	4	100.0	1	25.0	
0130	0	0	0	0	0	0	0	0	0130	0	0	0	0	0	0	0	0	0	0	0	0	0	0	0	0	0	0	0	0.0	
0145	4	0	4	0	0	0	0	0	0145	0	0	0	0	1	1	1	0	0	0	0	0	0	34.5	4	75.0	2	50.0	0	0.0	
0200	5	0	4	1	0	0	0	0	0200	0	0	0	0	0	2	2	0	1	0	0	0	0	37.5	5	100.0	3	60.0	1	20.0	
0215	2	0	2	0	0	0	0	0	0215	0	0	0	0	0	1	1	0	0	0	0	0	0	35.5	2	100.0	1	50.0	0	0.0	
0230	2	0	2	0	0	0	0	0	0230	0	0	0	0	0	1	0	0	0	0	0	0	0	24.9	1	50.0	1	50.0	0	0.0	
0245	1	0	1	0	0	0	0	0	0245	0	0	0	0	1	0	0	0	0	0	0	0	0	29.4	0	0.0	0	0.0	0	0.0	
0300	0	0	0	0	0	0	0	0	0300	0	0	0	0	0	0	0	0	0	0	0	0	0	0	0	0	0	0	0	0.0	
0315	1	0	1	0	0	0	0	0	0315	0	0	0	0	0	1	0	0	0	0	0	0	0	28.0	0	0.0	0	0.0	0	0.0	
0330	2	0	2	0	0	0	0	0	0330	0	0	0	0	0	0	2	0	0	0	0	0	0	37.2	2	100.0	2	100.0	0	0.0	
0345	0	0	0	0	0	0	0	0	0345	0	0	0	0	0	0	0	0	0	0	0	0	0	0	0	0	0	0	0	0.0	
0400	1	0	1	0	0	0	0	0	0400	0	0	0	0	0	0	0	1	0	0	0	0	0	40.9	1	100.0	1	100.0	0	0.0	
0415	1	0	1	0	0	0	0	0	0415	0	0	0	0	0	1	0	0	0	0	0	0	0	29.2	0	0.0	0	0.0	0	0.0	
0430	0	0	0	0	0	0	0	0	0430	0	0	0	0	0	0	0	0	0	0	0	0	0	0	0	0	0	0	0	0.0	
0445	2	0	1	1	0	0	0	0	0445	0	0	0	0	0	1	1	0	0	0	0	0	0	35.7	2	100.0	1	50.0	0	0.0	
0500	0	0	0	0	0	0	0	0	0500	0	0	0	0	0	0	0	0	0	0	0	0	0	0	0	0	0	0	0	0.0	
0515	0	0	0	0	0	0	0	0	0515	0	0	0	0	0	0	0	0	0	0	0	0	0	0	0	0	0	0	0	0.0	
0530	1	0	1	0	0	0	0	0	0530	0	0	0	0	0	0	1	0	0	0	0	0	0	41.1	1	100.0	1	100.0	0	0.0	
0545	3	0	2	0	0	0	0	0	0545	0	0	0	0	1	1	1	0	0	0	0	0	0	25.2	2	50.0	2	50.0	0	0.0	
0600	0	0	0	0	0	0	0	0	0600	0	0	0	0	0	0	0	0	0	0	0	0	0	0	0	0	0	0	0	0.0	
0615	2	0	2	0	0	0	0	0	0615	0	0	0	0	0	0	2	0	0	0	0	0	0	32.3	2	100.0	0	0.0	0	0.0	
0630	1	0	1	0	0	0	0	0	0630	0	0	0	0	0	0	1	0	0	0	0	0	0	41.9	1	100.0	1	100.0	0	0.0	
0645	5	0	4	0	0	0	0	0	0645	0	0	0	0	2	1	2	2	0	0	0	0	0	33.8	4	50.0	2	50.0	0	0.0	
0700	7	0	6	1	0	0	0	0	0700	0	0	0	0	0	3	2	0	2	0	0	0	0	38.1	7	100.0	4	57.1	2	28.6	
0715	12	0	10	1	0	0	0	0	0715	0	0	0	0	1	1	6	2	2	0	0	0	0	34.2	42.1	10	83.3	4	33.3	0	0.0
0730	12	0	10	2	0	0	0	0	0730	0	0	0	0	1	3	4	3	1	0	0	0	0	32.8	38.0	8	66.7	4	33.3	0	0.0
0745	12	0	11	1	0	0	0	0	0745	0	0	0	0	0	5	1	3	3	0	0	0	0	34.3	42.1	7	58.3	6	50.0	0	0.0
0800	13	0	13	0	0	0	0	0	0800	0	0	0	0	0	1	4	4	2	2	0	0	0	38.3	45.5	12	92.3	8	61.5	2	15.4
0815	12	0	10	1	1	0	0	0	0815	0	0	0	0	0	4	4	2	2	0	0	0	0	32.9	40.6	8	66.7	4	33.3	0	0.0
0830	11	0	8	1	1	0	0	0	0830	0	0	0	0	2	6	2	0	0	0	0	0	0	44.1	40.4	9	81.8	3	27.3	1	9.1
0845	16	0	15	1	0	0	0	0	0845	0	0	0	0	0	5	4	6	1	0	0	0	0	33.5	38.9	11	68.8	7	43.8	0	0.0
0900	19	0	19	0	0	0	0	0	0900	0	0	0	0	0	9	7	3	0	0	0	0	0	35.2	40.0	19	100.0	10	52.6	0	0.0
0915	26	0	23	3	0	0	0	0	0915	0	0	0	0	1	4	12	5	3	1	0	0	0	34.1	41.1	21	80.9	9	34.5	1	3.8
0930	28	1	27	0	0	0	0	0	0930	1	0	0	0	0	7	10	8	1	1	0	0	0	32.8	38.8	20	71.4	10	35.7	1	3.6
0945	46	0	43	1	1	1	0	0	0945	0	0	0	0	4	5	19	8	9	0	1	0	0	29.5	36.1	18	39.1	10	21.7	1	2.2
1000	54	0	50	3	1	0	0	0	1000	0	0	0	0	0	20	20	11	2	0	1	0	0	32.6	37.0	34	63.0	14	25.9	1	1.5
1015	61	1	58	1	0	0	0	0	1015	0	0	0	0	1	2	15	22	11	9	0	0	0	33.1	40.1	42	70.0	20	33.3	0	0.0
1030	56	2	50	4	0	0	0	0	1030	0	0	0	0	1	7	28	18	2	0	0	0	0	33.9	37.7	48	85.7	20	35.7	0	0.0
1045	61	0	56	2	3	0	0	0	1045	0	0	0	0	1	3	16	11	0	0	0	0	0	30.2	36.6	27	44.3	11	18.0	0	0.0
1100	65	3	59	2	1	0	0	0	1100	0	0	0	0	5	22	21	13	2	0	0	0	0	31.2	37.0	37	56.9	16	24.6	1	1.5
1115	53	0	52	1	0	0	0	0	1115	0	0	0	0	0	11	26	10	5	1	0	0	0	33.7	38.6	42	79.3	16	30.2	1	1.9
1130	62	0	60	2	0	0	0	0	1130	0	0	0	0	0	15	20	13	2	1	0	0	0	33.3	37.9	37	71.2	17	32.7	2	3.8
1145	63	1	60	2	0	0	0	0	1145	0	0	0	0	1	16	28	15	1	0	0	0	0	32.5	36.5	45	71.4	16	26.4	0	0.0
1200	100	0	92	8	0	0	0	0	1200	0	0	0	0	0	30	45	16	8	1	0	0	0	32.7	37.7	70	70.0	25	25.0	1	1.0
1215	87	1	84	1	1	0	0	0	1215	0	0	0	0	1	34	33	17	2	0	0	0	0	31.7	36.6	52	59.8	19	21.8	0	0.0
1230	78	0	72	4	0	0	0	0	1230	0	0	0	0	4	22	27	17	5	1	0	0	0	32.2	36.8	50	64.1	23	29.5	1	1.3
1245	72	1	68	3	0	0	0	0	1245	0	0	0	0	3	23	33	10	3	0	0	0	0	31.2	35.3	46	63.9	13	18.1	0	0.0
1300	72	1	65	6	0	0	0	0	1300	0	0	0	0	2	17	30	16	7	0	0	0	0	32.8	38.4	53	73.6	23	31.9	0	0.0
1315	57	0	55	2	0	0	0	0	1315	0	0	0	0	1	29	17	11	0	0	0	0	0	32.3	37.2	37	57.9	16	28.1	1	0.9
1330	60	0	57	2	1	0	0	0	1330	0	0	0	0	0	16	17	20	14	3	0	0	0	31.9	36.9	37	61.7	17	28.3	0	0.0
1345	69	2	62	4	1	0	0	0	1345	0	0	0	0	5	10	31	17	5	0	0	0	0	32.4	37.6	53	76.8	22	31.9	0	0.0
1400	96	0	89	7	0	0	0	0	1400	0	0	0	0	3	35	34	20	3	1	0	0	0	31.9	36.6	58	60.4	24	25.0	1	1.0
1415	69	1	65	2	0	0	0	0	1415	0	0	0	0	1	31															

PROJECT 40187 Bideford, Devon
SITE CODE 40187-005
LOCATION A386 Kingsley Rd

START DATE Tue 09 Jul, 2024
END DATE Mon 15 Jul, 2024 (inc.)
SPEED LIMIT 30mph
SURVEY TYPE 7-day ATC, 15min periods, 6 veh. classes



ATC SUMMARY REPORT

7-DAY AUTOMATIC TRAFFIC COUNT

A 7-day automatic traffic count on A386 Kingsley Rd, commencing Tue 09 Jul 2024, recorded a total of 95,065 vehicles. The posted speed limit of 30mph was exceeded by 7.3% of vehicles, and the seasonally adjusted, combined AADT value is 13,942 (see 'Equipment & methodology' below).

The combined summary on the left shows the total volumes, average speeds, AADT and 85%iles recorded in both directions from all the recorded data, plus the Mon-Fri peak periods. Speeding vehicles are defined as those travelling 31mph and above.

The summaries below provide directionalised details including speeding percentages and weekday daytime details.

SUMMARY

COMBINED NORTH- & SOUTHBOUND

Total recorded volume	95,065
Avg daily volume (based on 7 days)	13,580.7
Average daily speed (7 days)	21.0mph
Average daily 85%ile (7 days)	26.8mph
AAADT (annual average daily traffic)	13,942.3
AAWT (annual average weekday traffic)	14,585.6
Avg weekday volume (Mon-Fri, 24hrs)	14,117.0
Avg weekday speed (Mon-Fri, 24hrs)	20.5mph
Avg 12hr weekday volume (Mon-Fri, 0700-1900)	11,823.8
Avg 12hr weekday speed (Mon-Fri, 0700-1900)	19.4mph

NORTHBOUND

Total recorded volume	46,573
Avg daily volume (based on 7 days)	6,653.3
Average daily speed (7 days)	25.0mph
Average daily 85%ile (7 days)	29.5mph
% of vehicles exceeding 30mph	12.6%
Avg weekday volume (Mon-Fri, 24hrs)	6,915.0
Avg weekday speed (Mon-Fri, 24hrs)	24.8mph
Avg 12hr weekday volume (Mon-Fri, 0700-1900)	5,781.4
Avg 12hr weekday speed (Mon-Fri, 0700-1900)	24.0mph
Avg 12hr weekday 85%ile (Mon-Fri, 0700-1900)	28.3mph
AM avg peak vol period (Mon-Fri)	11:15 to 11:30
PM avg peak vol period (Mon-Fri)	16:00 to 16:15

SOUTHBOUND

Total recorded volume	48,492
Avg daily volume (based on 7 days)	6,927.4
Average daily speed (7 days)	16.9mph
Average daily 85%ile (7 days)	24.1mph
% of vehicles exceeding 30mph	2.0%
Avg weekday volume (Mon-Fri, 24hrs)	7,202.0
Avg weekday speed (Mon-Fri, 24hrs)	16.2mph
Avg 12hr weekday volume (Mon-Fri, 0700-1900)	6,042.4
Avg 12hr weekday speed (Mon-Fri, 0700-1900)	14.8mph
Avg 12hr weekday 85%ile (Mon-Fri, 0700-1900)	21.6mph
AM avg peak vol period (Mon-Fri)	08:45 to 09:00
PM avg peak vol period (Mon-Fri)	16:00 to 16:15

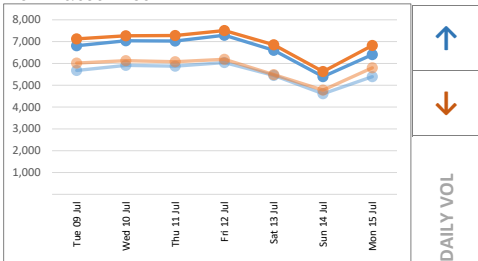
SITE LOCATION



LOCATION	A386 Kingsley Rd
DATES	Tue 09 Jul to Mon 15 Jul inc.
LAT / LNG	51° 1'21.44"N, 4°12'30.22"W
PSL	30mph
DIRECTION 1	↑ Northbound
DIRECTION 2	↓ Southbound

DAILY VOLUMES

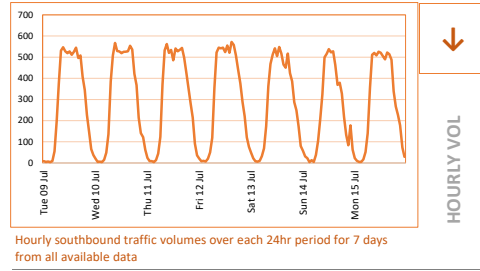
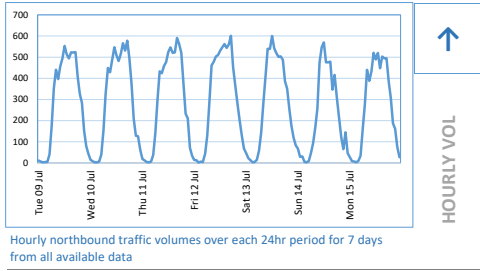
NORTH- & SOUTHBOUND



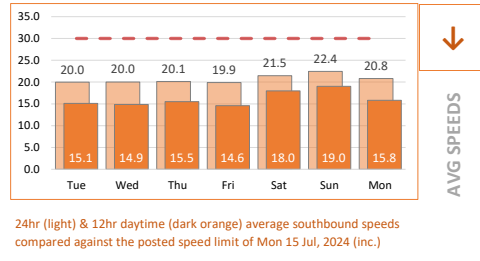
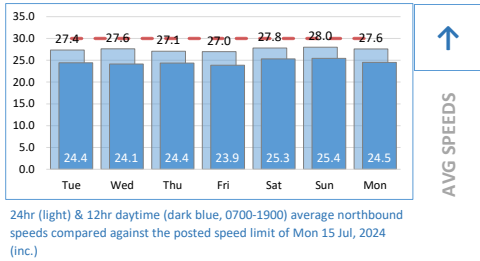
Total 24hr northbound (solid, dark blue) and southbound (solid, dark orange) traffic volumes, with light blue and orange representing 12hr volumes (0700-1900), over 7 consecutive days from all available data.

As can be expected, the lowest 24hr volumes were recorded on the Sunday, whilst the highest was on the Friday.

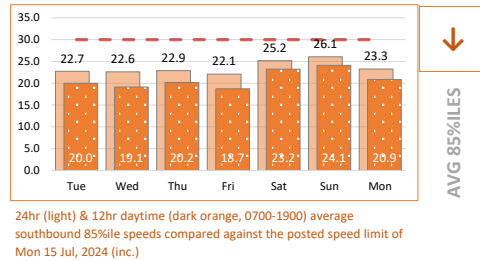
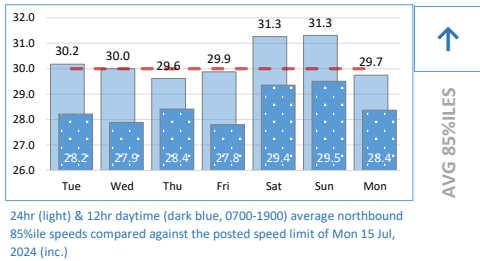
HOURLY VOLUMES



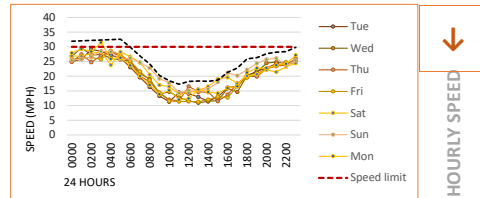
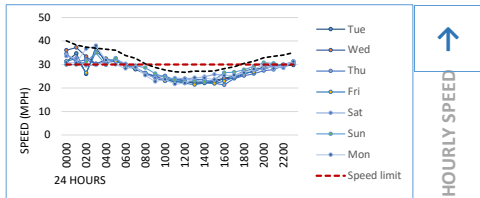
24hr & 12hr AVG SPEEDS



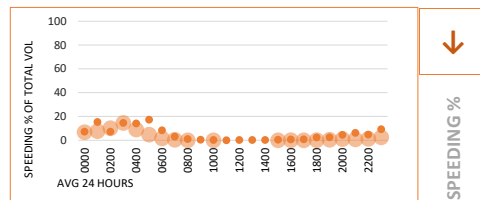
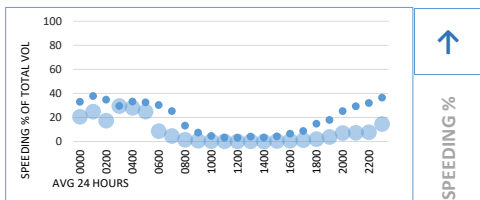
24hr & 12hr 85%ile SPEEDS



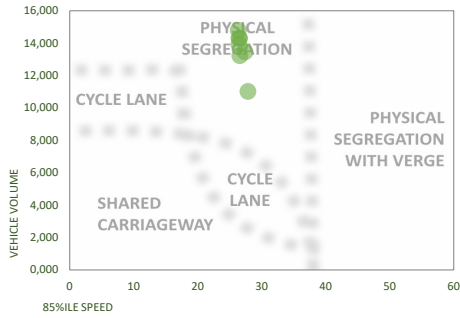
HOURLY SPEEDS



SPEEDING % EXCEEDING 30mph



CYCLE PROVISION



The cycle provision diagram compares total daily traffic flow (vertical axis) against the average daily 85th percentile speed (horizontal axis) to demonstrate cyclist and vulnerable user considerations.

The guidelines are based on the Sustrans Design Manual (Apr 2014); Understanding User Needs, part 2.

Valid 85th percentiles are required to plot the graph.

5-DAY AVERAGE CLASSES

NORTHBOUND WEEKDAY AVG

TIME	MOTOR CYCLES	CAR	LGV	OGV1	OGV2	TOTAL
0000	0.0	15.0	1.4	0.4	0.6	17.4
0100	0.2	8.4	0.6	0.0	0.4	9.6
0200	0.0	3.2	0.6	0.0	0.0	3.8
0300	0.0	2.2	1.6	0.0	0.0	3.8
0400	0.0	4.8	1.0	0.2	0.2	6.2
0500	1.2	31.4	2.4	1.4	2.0	38.4
0600	4.0	107.6	19.4	8.8	12.0	151.8
0700	3.8	247.6	38.0	10.0	8.8	308.2
0800	2.0	372.0	46.6	12.8	9.2	442.6
0900	3.8	367.4	33.6	11.6	5.8	422.2
1000	4.8	420.6	26.6	11.2	3.2	466.4
1100	2.8	459.4	32.6	9.6	5.2	509.6
1200	4.8	471.2	30.6	9.2	4.6	520.4
1300	7.0	467.0	31.2	9.0	6.0	520.2
1400	4.4	461.0	31.2	7.0	3.4	507.0
1500	8.8	482.2	28.8	8.2	3.8	531.8
1600	5.2	476.2	41.0	10.6	5.8	538.8
1700	7.0	497.6	35.6	6.4	5.4	552.0
1800	4.8	409.6	27.2	8.2	2.6	452.4
1900	4.2	314.4	20.0	7.4	2.2	348.2
2000	3.4	216.8	12.8	3.8	1.4	238.2
2100	2.6	154.0	9.4	3.6	1.4	171.0
2200	1.0	85.0	5.6	3.6	1.2	96.4
2300	0.4	40.0	3.4	2.2	0.2	46.2
12hr TTL	59.2	5131.8	403.0	113.8	63.8	5771.6
24hr TTL	76.2	6114.6	481.2	145.2	85.4	6902.6
	1%	89%	7%	2%	1%	

SOUTHBOUND WEEKDAY AVG

TIME	MOTOR CYCLES	CAR	LGV	OGV1	OGV2	TOTAL
0000	0.8	16.8	1.6	0.2	0.0	19.4
0100	0.0	6.0	1.2	0.0	0.2	7.4
0200	0.0	6.4	0.6	0.4	0.0	7.4
0300	0.0	2.8	0.8	0.4	0.4	4.4
0400	0.2	11.4	1.2	1.8	0.4	15.0
0500	1.6	32.8	7.0	5.0	3.0	49.4
0600	3.0	106.0	15.4	10.0	8.0	142.4
0700	3.4	292.2	52.4	13.0	6.4	367.4
0800	3.6	449.2	44.0	12.4	9.4	518.6
0900	5.8	480.8	34.0	14.4	10.6	545.6
1000	4.4	470.8	28.4	8.8	11.0	523.4
1100	4.0	479.8	24.2	11.8	9.2	529.0
1200	6.6	460.4	26.2	8.2	11.4	512.8
1300	5.2	469.6	30.4	9.4	10.0	524.6
1400	2.2	470.8	26.4	8.6	9.0	517.0
1500	3.4	492.2	23.6	7.4	11.6	536.2
1600	5.4	471.6	31.4	8.0	16.0	532.4
1700	5.4	461.0	25.2	8.2	7.6	507.4
1800	5.6	367.2	22.2	6.8	5.4	407.2
1900	4.2	312.6	15.0	4.8	4.8	341.4
2000	5.0	223.0	13.8	3.6	2.4	247.8
2100	2.6	163.6	9.6	3.6	1.0	180.4
2200	1.0	85.6	5.4	2.2	0.2	94.4
2300	0.0	44.4	1.2	2.4	0.0	48.0
12hr TTL	55.0	5365.6	368.4	117.0	117.6	6023.6
24hr TTL	73.4	6377.0	441.2	151.4	138.0	7181.0
	1%	89%	6%	2%	2%	

Average weekday northbound and southbound volumes by class (condensed to the AQMA scheme), including 12hr totals for 0700-1900 and overall average percentages. Calculated from all available data over 5 weekdays. See 'Equipment & Methodology' below for accuracy details.

METHODOLOGY

Equipment & methodology

Automatic traffic counts are undertaken using a pair of pneumatic tubes installed securely across the carriageway, one metre apart, recording air pulses to determine vehicle speed, class and volume. The ATC equipment generally remains in place for a consecutive seven day period, and the data analysed post-survey.

In queuing conditions, the accuracy of ATC recording equipment may reduce as follows;

- 20 – 30mph: potential reduction of 9% accuracy in volume values
- 10 – 20mph: potential reduction of 26% accuracy in volume values
- 00 – 10mph: potential reduction of 39% accuracy in volume values

These figures are based on multiple ATC results compared against accepted reference values from resilient manual counts.

Weather & environmental

Inclement conditions during winter months or outbreaks of unseasonable weather may affect survey data collection. This can result in distorted traffic flows or unusable data and should be considered prior to survey approval. Although forecast checks are made prior to the survey commencing, Advanced Transport Research cannot be held responsible for the forecast accuracy.

CLASS	ABBREV.	DESCRIPTION	AXLES	LENGTH
1	MC	Motorcycle	2	Up to 1.7m
2	Cars	Cars, taxis, 4WD	2	1.7 to 3.2m
3	LGV	Light goods vehicles	2 or 3	2.1 to 3.2m
4	OGV1	Other goods vehicles class 1	2 or 3	2.1 to 3.2m
5	OGV2	Other goods vehicles class 2	4	2.1 to 3.2m
6	PSV	Public service vehicles	2 or 3	2.1 to 3.2m

Equipment damage, failure & calculations

Although checked intermittently the equipment remains unmanned for much of the duration of the survey, and can potentially be interfered with, vandalised, damaged or stolen and Advanced Transport Research cannot be held responsible for any periods where data has not been captured.

16hr AADTs are calculated using the seasonal COBA methodology; DMRB Vol. 13, Pt 4: Traffic Flow Input To COBA.

Roadworks & events

Where possible, roadworks checks are made 7 days before the survey commences. Additionally, influencing major local events are also monitored, covering the immediate vicinity of the surveys and any routes likely to affect the outcome of the survey.

Vehicle classifications

Vehicles recorded by the ATC are placed into one of six classes (bins) based on axle spacing and pattern. This scheme is based on the COBA Chapter 8 (Vol 13, Sec 1) classifications.

Under adverse conditions the accuracy of ATC classifications will deteriorate and an appropriate link count should be used for validation.

Disclaimer

Although every attempt is made to achieve accuracy, Advanced Transport Research may not be held liable for errors of fact or interpretation.

Thu 11 Jul

DAY 3

DAY 3	Total	Cs 1	Cs 2	Cs 3	Cs 4	Cs 5	Cs 6	Fxd	Time	Vbin 0	Vbin 10	Vbin 15	Vbin 20	Vbin 25	Vbin 30	Vbin 35	Vbin 40	Vbin 45	Vbin 50	Vbin 60	Vbin 70	Vbin 80	Vbin 90	Vbin 100	Mean	Vsp 85	P5L	P30	P35	P45	P45	P45	P45			
																																		10	15	20
0000	8	0	7	0	0	1	0	0000	0	0	0	0	1	3	0	0	1	2	0	0	0	0	0	0	37.7	-	6	75.0	3	37.5	3	27.5				
0015	0	0	7	1	0	0	0	0015	0	0	0	0	0	3	1	1	0	0	0	0	0	0	0	0	31.8	-	5	62.5	2	25.0	0	0.0				
0030	3	0	3	0	0	0	0	0030	0	0	0	0	1	1	0	1	0	0	0	0	0	0	0	0	33.7	-	2	66.7	1	33.3	0	0.0				
0045	0	0	0	0	0	0	0	0045	0	0	0	0	0	0	0	0	0	0	0	0	0	0	0	0	0	0	0	0	0	0	0	0.0				
0100	6	0	6	0	0	0	0	0100	0	0	0	0	0	2	3	1	0	0	0	0	0	0	0	0	0	28.9	-	6	30.0	4	66.7	0	0.0			
0115	1	0	1	0	0	0	0	0115	0	0	0	0	1	0	0	0	0	0	0	0	0	0	0	0	0	28.9	-	0	0.0	0	0.0	0	0.0			
0130	3	1	2	0	0	0	0	0130	0	1	0	0	1	1	0	0	0	0	0	0	0	0	0	0	0	24.0	-	1	33.3	0	0.0	0	0.0			
0145	2	0	2	0	0	0	0	0145	0	0	0	0	2	0	0	0	0	0	0	0	0	0	0	0	0	25.9	-	0	0.0	0	0.0	0	0.0			
0200	1	0	1	0	0	0	0	0200	0	0	0	0	1	0	0	0	0	0	0	0	0	0	0	0	0	27.1	-	0	0.0	0	0.0	0	0.0			
0215	1	0	1	0	0	0	0	0215	0	0	0	0	0	0	0	1	0	0	0	0	0	0	0	0	0	38.6	-	1	100.0	1	100.0	0	0.0			
0230	0	0	0	0	0	0	0	0230	0	0	0	0	0	0	0	0	0	0	0	0	0	0	0	0	0	0	0	0	0	0	0	0.0				
0245	2	0	2	0	0	0	0	0245	0	0	0	0	0	2	0	0	0	0	0	0	0	0	0	0	0	31.3	-	2	100.0	0	0.0	0	0.0			
0300	0	0	0	0	0	0	0	0300	0	0	0	0	0	0	0	0	0	0	0	0	0	0	0	0	0	0	0	0	0	0	0	0.0				
0315	2	0	2	0	0	0	0	0315	0	0	0	0	0	0	0	0	0	0	0	0	0	0	0	0	0	33.5	-	2	100.0	0	0.0	0	0.0			
0330	0	0	0	0	0	0	0	0330	0	0	0	0	0	0	0	0	0	0	0	0	0	0	0	0	0	0	0	0	0	0	0	0.0				
0345	1	0	1	0	0	0	0	0345	0	0	0	1	0	0	0	0	0	0	0	0	0	0	0	0	0	0	0	0	0	0	0	0.0				
0400	1	0	1	0	0	0	0	0400	0	0	0	0	1	0	0	0	0	0	0	0	0	0	0	0	0	0	0	0	0	0	0	0.0				
0415	1	0	1	0	0	0	0	0415	0	0	0	0	0	1	0	0	0	0	0	0	0	0	0	0	0	0	0	0	0	0	0	0.0				
0430	3	0	3	0	0	0	0	0430	0	0	0	0	2	0	1	0	0	0	0	0	0	0	0	0	0	0	0	0	0	0	0	0.0				
0445	1	0	1	0	0	0	0	0445	0	0	0	0	0	1	0	0	0	0	0	0	0	0	0	0	0	0	0	0	0	0	0	0.0				
0500	2	0	2	0	0	0	0	0500	0	0	0	0	0	0	0	0	0	0	0	0	0	0	0	0	0	0	0	0	0	0	0	0.0				
0515	10	0	9	0	0	1	0	0515	0	0	0	0	5	3	2	0	0	0	0	0	0	0	0	0	0	0	32.0	-	5	50.0	2	20.0	0	0.0		
0530	11	2	8	1	0	0	0	0530	0	0	1	0	3	5	2	0	0	0	0	0	0	0	0	0	0	0	31.1	36.7	7	63.6	2	18.2	0	0.0		
0545	15	0	10	2	0	2	1	0545	0	0	0	0	8	2	2	0	0	0	0	0	0	0	0	0	0	0	20.4	24.1	7	46.2	2	13.7	0	0.0		
0600	18	0	12	2	0	2	1	0600	0	0	0	0	10	5	2	0	0	0	0	0	0	0	0	0	0	0	20.4	24.1	7	46.2	2	13.7	0	0.0		
0615	33	1	19	7	3	3	0	0615	0	0	1	1	15	13	2	1	0	0	0	0	0	0	0	0	0	0	30.3	34.0	16	48.5	3	9.1	0	0.0		
0630	38	1	23	1	1	2	0	0630	0	0	1	1	16	14	6	0	0	0	0	0	0	0	0	0	0	0	30.2	35.4	20	52.6	6	15.8	0	0.0		
0645	53	0	39	8	4	1	0	0645	0	0	0	2	35	35	10	2	1	1	0	0	0	0	0	0	0	0	29.0	33.4	16	30.2	2	11.3	1	1.9		
0700	54	0	41	8	3	1	1	0700	0	0	0	2	25	25	4	2	0	0	0	0	0	0	0	0	0	0	30.6	34.6	27	50.0	6	11.1	0	0.0		
0715	76	1	59	11	2	3	0	0715	0	0	0	18	40	17	0	0	0	0	0	0	0	0	0	0	0	0	27.6	31.1	18	23.7	1	1.3	0	0.0		
0730	86	2	68	10	2	4	0	0730	0	0	0	15	54	15	1	0	0	0	0	0	0	0	0	0	0	0	28.3	31.6	17	19.8	2	2.3	1	1.2		
0745	84	1	66	10	6	1	0	0745	0	0	0	2	12	43	24	2	1	0	0	0	0	0	0	0	0	0	28.7	33.8	27	32.1	3	3.6	0	0.0		
0800	87	0	66	11	6	4	0	0800	0	1	0	0	29	48	9	0	0	0	0	0	0	0	0	0	0	0	0	26.3	29.4	9	10.3	0	0.0	0	0.0	
0815	117	1	96	13	2	3	2	0815	0	0	0	34	61	20	2	0	0	0	0	0	0	0	0	0	0	0	0	27.2	31.0	22	18.8	2	1.7	0	0.0	
0830	125	0	111	9	4	1	0	0830	0	0	0	30	74	18	1	0	0	0	0	0	0	0	0	0	0	0	0	27.2	30.2	20	16.8	0	0.0	0	0.0	
0845	104	3	92	6	1	1	1	0845	4	5	3	31	52	8	1	0	0	0	0	0	0	0	0	0	0	0	0	24.6	29.3	9	8.7	1	1.0	0	0.0	
0900	101	0	83	14	3	1	0	0900	1	0	10	45	35	8	1	0	1	0	0	0	0	0	0	0	0	0	0	25.0	29.4	10	9.9	2	2.0	1	1.0	
0915	110	1	97	7	3	2	0	0915	2	1	15	37	42	12	1	0	0	0	0	0	0	0	0	0	0	0	0	24.5	29.0	13	11.8	1	0.9	0	0.0	
0930	106	0	92	8	3	3	0	0930	0	3	11	36	43	11	2	0	0	0	0	0	0	0	0	0	0	0	0	25.0	29.3	13	12.3	2	1.9	0	0.0	
0945	107	1	94	6	5	1	0	0945	0	2	3	34	56	12	0	0	0	0	0	0	0	0	0	0	0	0	0	25.9	29.5	12	11.2	0	0.0	0	0.0	
1000	114	1	93	11	6	2	1	1000	1	3	0	24	66	18	2	0	0	0	0	0	0	0	0	0	0	0	0	26.6	30.4	20	17.5	2	1.8	0	0.0	
1015	112	1	104	6	0	0	1	1015	1	1	5	53	44	8	0	0	0	0	0	0	0	0	0	0	0	0	0	0	24.7	28.4	8	7.1	0	0.0	0	0.0
1030	113	1	100	6	5	1	0	1030	4	3	8	26	63	5	3	1	0	0	0	0	0	0	0	0	0	0	0	25.0	29.1	9	8.0	4	3.5	0	0.0	
1045	119	1	106	10	1	1	0	1045	3	4	5	61	44	6	0	0	0	0	0	0	0	0	0	0	0	0	0	24.4	27.7	9	5.0	0	0.0	0	0.0	
1100	110	0	101	5	2	2	0	1100	1	1	1	30	39	3	0	0	0	0	0	0	0	0	0	0	0	0	0	24.0	27.3	3	2.7	3	0.0	0	0.0	
1115	153	0	142	8	2	1	0	1115	1	2	2	15	80	51	4	0	0	0	0	0	0	0	0	0	0	0	0	23.6	27.2	4	2.6	0	0.0	0	0.0	
1130	113	1	103	6	1	2	0	1130	2	7	20	45	37	1	1	0	0	0	0	0	0	0	0	0	0	0	0	22.6	26.2	2	1.6	1	0.9	0	0.0	
1145	101	1	96	2	2	0	0	1145	3	4	11	32	25	6	0	0	0	0	0	0	0	0	0	0	0	0	0	23.0	27.4	6	5.9	0	0.0	0	0.0	
1200	104	0	112	17	4	1	0	1200	3	2	2	59	58	10	0	0	0	0	0	0	0	0	0	0	0	0	0	24.7	28.5	10	7.5	0	0.0	0	0.0	
1215	144	2	131	8	2	1	0	1215	2	2	19	81	36	4	0	0	0	0	0	0	0	0	0	0	0	0	0	22.7	26.5	4	2.8	0	0.0	0	0.0	
1230	122	1	109	7																																

Fri 12 Jul

DAY 4

	Total	Cs 1	Cs 2	Cs 3	Cs 4	Cs 5	Cs 6	Fixd	Time [-]	Vbin 0	Vbin 10	Vbin 15	Vbin 20	Vbin 25	Vbin 30	Vbin 35	Vbin 40	Vbin 45	Vbin 50	Vbin 60	Vbin 70	Vbin 80	Vbin 90	Mean	Vsp 85	PSL 30	PSL 35	PSL 40	PSL 45	PSL 50	PSL 55	
0000	6	0	6	0	0	0	0		0000	0	0	0	0	0	1	0	0	0	0	0	0	0	0	31.8	5	8.3	3	75.0	0	0.0	0.0	
0015	4	0	3	1	0	0	0		0015	0	0	0	0	0	0	3	0	0	0	0	0	0	0	34.5	0	0	0	0	0	0.0	0.0	
0030	2	0	2	0	0	0	0		0030	0	0	0	0	2	0	0	0	0	0	0	0	0	0	27.4	0	0.0	0	0.0	0	0.0	0.0	
0045	2	0	1	0	1	0	0		0045	0	0	0	0	0	2	0	0	0	0	0	0	0	0	27.2	0	0.0	0	0.0	0	0.0	0.0	
0100	8	0	7	0	0	1	0		0100	0	0	0	1	0	3	3	1	7	0	0	0	0	0	34.8	7	87.5	4	50.0	0	0.0	0.0	
0115	1	0	0	1	0	0	0		0115	0	0	0	0	1	0	0	0	0	0	0	0	0	0	27.1	0	0.0	0	0.0	0	0.0	0.0	
0130	3	0	3	0	0	0	0		0130	0	0	0	0	2	1	0	0	0	0	0	0	0	0	29.0	1	33.3	0	0.0	0	0.0	0.0	
0145	1	0	1	0	0	0	0		0145	0	0	0	0	0	1	0	0	0	0	0	0	0	0	35.9	0	100.0	0	0.0	0	0.0	0.0	
0200	1	0	0	1	0	0	0		0200	0	0	0	0	1	0	0	0	0	0	0	0	0	0	28.6	0	0.0	0	0.0	0	0.0	0.0	
0215	0	0	0	0	0	0	0		0215	0	0	0	0	0	0	0	0	0	0	0	0	0	0	0	0	0	0	0	0.0	0	0.0	0.0
0230	1	0	1	0	0	0	0		0230	0	0	0	1	0	0	0	0	0	0	0	0	0	0	24.3	0	0.0	0	0.0	0	0.0	0.0	
0245	0	0	0	0	0	0	0		0245	0	0	0	0	0	0	0	0	0	0	0	0	0	0	0	0	0	0	0	0.0	0	0.0	0.0
0300	3	0	0	3	0	0	0		0300	0	0	0	0	1	0	0	1	1	0	0	0	0	0	28.8	2	66.7	2	66.7	1	33.3	0	0.0
0315	1	0	1	0	0	0	0		0315	0	0	0	0	0	0	1	0	0	0	0	0	0	0	29.5	1	100.0	0	0.0	0	0.0	0.0	
0330	1	0	1	0	0	0	0		0330	0	0	0	0	0	0	1	0	0	0	0	0	0	0	35.2	0	100.0	0	100.0	0	0.0	0.0	
0345	1	0	0	1	0	0	0		0345	0	0	0	0	0	1	0	0	0	0	0	0	0	0	31.0	1	100.0	0	0.0	0	0.0	0.0	
0400	1	0	0	0	1	0	0		0400	0	0	0	1	0	0	0	0	0	0	0	0	0	0	24.8	0	0.0	0	0.0	0	0.0	0.0	
0415	1	0	1	0	0	0	0		0415	0	0	0	0	0	0	1	0	0	0	0	0	0	0	35.9	1	100.0	0	0.0	0	0.0	0.0	
0430	1	0	1	0	0	0	0		0430	0	0	0	0	0	1	0	0	0	0	0	0	0	0	34.4	1	100.0	0	0.0	0	0.0	0.0	
0445	1	0	1	0	0	0	0		0445	0	0	0	0	0	0	1	0	0	0	0	0	0	0	35.9	1	100.0	0	100.0	0	0.0	0.0	
0500	2	0	1	0	0	1	0		0500	0	0	0	1	2	0	0	0	0	0	0	0	0	0	28.1	0	0.0	0	0.0	0	0.0	0.0	
0515	13	2	9	1	0	0	1		0515	0	1	0	1	2	5	3	1	0	0	0	0	0	0	31.0	37.6	9	69.2	4	30.8	0	0.0	
0530	13	0	13	0	0	0	0		0530	0	0	0	1	5	3	4	0	0	0	0	0	0	0	31.1	35.9	7	53.9	4	30.8	0	0.0	
0545	15	0	2	2	2	2	2		0545	0	0	0	1	4	4	2	2	2	0	0	0	0	0	31.4	39.0	10	66.7	4	26.7	0	0.0	
0600	0	0	0	0	0	0	0		0600	0	0	0	0	0	0	0	0	0	0	0	0	0	0	0	0	0	0	0	0	0	0.0	0.0
0615	28	1	18	4	2	3	0		0615	0	0	1	0	8	16	3	0	0	0	0	0	0	0	0	31.5	34.7	19	67.9	3	10.7	0	0.0
0630	42	2	32	2	4	2	0		0630	0	0	0	1	27	10	3	0	1	0	0	0	0	0	0	29.8	33.6	14	33.3	4	9.5	1	24
0645	50	2	38	6	2	2	0		0645	0	0	0	2	32	29	0	0	0	0	0	0	0	0	0	29.1	31.9	14	28.0	2	1.6	0	0.0
0700	57	1	44	10	1	1	0		0700	0	0	0	6	32	16	3	0	0	0	0	0	0	0	0	29.0	33.1	19	33.3	3	5.3	0	0.0
0715	62	1	52	8	0	1	0		0715	0	1	0	12	27	19	3	0	0	0	0	0	0	0	0	28.0	31.8	22	35.5	3	4.8	0	0.0
0730	78	2	59	13	2	2	0		0730	0	0	0	16	39	20	2	1	0	0	0	0	0	0	0	28.3	31.8	23	29.5	3	3.8	0	0.0
0745	92	2	72	8	4	6	0		0745	0	0	0	17	53	20	2	0	0	0	0	0	0	0	0	28.0	31.0	22	23.9	2	2.2	0	0.0
0800	112	0	87	21	1	3	0		0800	0	0	0	24	59	20	5	2	0	0	0	0	0	0	0	27.8	32.2	27	24.7	7	6.3	0	0.0
0815	109	2	91	8	5	3	0		0815	0	0	0	28	68	15	0	1	0	0	0	0	0	0	0	27.0	30.0	16	14.7	1	0.9	0	0.0
0830	124	0	106	14	3	2	0		0830	0	0	0	32	68	19	0	0	0	0	0	0	0	0	0	26.6	30.1	21	16.9	2	1.6	0	0.0
0845	116	0	100	12	1	3	0		0845	2	7	5	53	40	8	1	0	0	0	0	0	0	0	0	23.9	28.0	9	7.8	1	0.9	0	0.0
0900	112	1	99	7	2	2	1		0900	0	1	7	53	43	7	1	0	0	0	0	0	0	0	0	24.9	28.5	8	7.1	1	0.9	0	0.0
0915	122	3	105	9	2	3	0		0915	2	9	11	38	46	14	0	0	0	0	0	0	0	0	0	25.0	29.8	16	13.1	2	1.5	2	1.5
0930	133	3	118	8	4	2	0		0930	3	6	20	51	49	4	0	0	0	0	0	0	0	0	0	23.2	27.4	4	3.0	0	0.0	0	0.0
0945	111	1	99	10	1	0	0		0945	2	1	11	48	44	5	0	0	0	0	0	0	0	0	0	24.0	28.3	5	4.5	0	0.0	0	0.0
1000	91	1	83	5	1	1	0		1000	1	0	10	47	29	4	0	0	0	0	0	0	0	0	0	24.0	27.3	4	4.4	0	0.0	0	0.0
1015	131	3	121	5	0	2	0		1015	4	7	17	66	30	7	0	0	0	0	0	0	0	0	0	22.6	27.1	7	5.3	0	0.0	0	0.0
1030	143	3	131	6	1	1	1		1030	4	12	19	69	31	7	0	0	0	0	0	0	0	0	0	22.2	26.3	8	5.6	1	0.7	1	0.7
1045	138	2	126	6	1	5	0		1045	0	1	15	78	35	5	1	0	0	0	0	0	0	0	0	23.5	26.4	6	4.3	1	0.7	0	0.0
1100	139	0	122	12	3	1	0		1100	12	9	12	74	44	6	0	0	0	0	0	0	0	0	0	23.6	27.4	7	5.0	1	0.7	0	0.0
1115	121	1	112	7	0	1	0		1115	4	8	21	59	27	2	0	0	0	0	0	0	0	0	0	21.9	25.8	2	1.7	0	0.0	0	0.0
1130	113	0	101	7	3	2	0		1130	0	4	15	49	41	4	0	0	0	0	0	0	0	0	0	23.4	27.4	4	3.5	0	0.0	0	0.0
1145</																																

Sun 14 Jul

DAY 6

	Total	Cs 1	Cs 2	Cs 3	Cs 4	Cs 5	Cs 6	Fxd	Time	Vbin 10	Vbin 15	Vbin 20	Vbin 25	Vbin 30	Vbin 35	Vbin 40	Vbin 45	Vbin 50	Vbin 60	Vbin 70	Vbin 80	Vbin 90	Mean	Vpo 85	PSL 80	PSL 90	PSL 30	PSL 35	PSL 45	PSL 45
0000	25	0	21	4	0	0	0	0	0000	0	0	0	4	11	9	1	0	0	0	0	0	0	28.9	32.9	10	40.0	1	4.0	0	0.0
0015	17	0	16	1	0	0	0	0	0015	0	0	0	1	10	4	2	0	0	0	0	0	0	29.5	33.9	6	35.3	2	11.8	0	0.0
0030	14	0	13	0	1	0	0	0	0030	0	0	0	0	7	7	0	0	0	0	0	0	0	30.3	34.1	7	50.0	0	0.0	0	0.0
0045	12	0	11	1	0	0	0	0	0045	0	0	0	0	4	6	2	0	0	0	0	0	0	32.1	37.6	8	66.7	2	16.7	0	0.0
0100	7	0	6	1	0	0	0	0	0100	0	0	0	0	4	3	0	0	0	0	0	0	0	28.9	-	3	42.9	0	0.0	0	0.0
0115	3	0	2	0	0	1	0	0	0115	0	0	0	1	1	0	1	0	0	0	0	0	0	27.5	-	1	33.3	1	33.3	0	0.0
0130	7	0	5	2	0	0	0	0	0130	0	0	0	2	1	4	0	0	0	0	0	0	0	27.8	-	4	57.1	0	0.0	0	0.0
0145	12	0	11	1	0	0	0	0	0145	0	0	0	0	5	5	1	1	0	0	0	0	0	32.4	38.3	7	58.3	2	16.7	0	0.0
0200	11	0	10	1	0	0	0	0	0200	0	0	0	0	7	2	2	0	0	0	0	0	0	30.5	35.2	4	36.4	2	18.2	0	0.0
0215	12	0	12	0	0	0	0	0	0215	0	0	0	0	2	8	1	0	0	1	0	0	0	33.6	39.6	10	83.3	2	16.7	1	8.3
0230	5	0	5	0	0	0	0	0	0230	0	0	0	0	2	2	0	0	0	0	0	0	0	21.0	-	3	20.0	0	0.0	0	0.0
0245	3	0	3	0	0	0	0	0	0245	0	0	0	1	2	0	0	0	0	0	0	0	0	24.1	-	0	0.0	0	0.0	0	0.0
0300	2	0	2	0	0	0	0	0	0300	0	0	0	0	1	1	0	0	0	0	0	0	0	30.2	-	1	50.0	0	0.0	0	0.0
0315	1	0	1	0	0	0	0	0	0315	0	0	0	0	0	0	0	0	0	0	0	0	0	28.8	-	0	0.0	0	0.0	0	0.0
0330	1	0	1	0	0	0	0	0	0330	0	0	0	0	0	0	0	0	0	0	0	0	0	30.7	-	1	100.0	1	100.0	1	100.0
0345	1	0	1	0	0	0	0	0	0345	0	0	0	0	0	1	0	0	0	0	0	0	0	35.0	-	1	100.0	0	0.0	0	0.0
0400	0	0	0	0	0	0	0	0	0400	0	0	0	0	0	0	0	0	0	0	0	0	0	-	-	0	0.0	0	0.0	0	0.0
0415	0	0	0	0	0	0	0	0	0415	0	0	0	0	0	0	0	0	0	0	0	0	0	-	-	0	0.0	0	0.0	0	0.0
0430	1	0	1	0	0	0	0	0	0430	0	0	0	0	1	0	0	0	0	0	0	0	0	27.4	-	0	0.0	0	0.0	0	0.0
0445	2	0	2	0	0	0	0	0	0445	0	0	0	1	0	1	0	0	0	0	0	0	0	31.0	-	1	50.0	1	50.0	0	0.0
0500	2	0	2	0	0	0	0	0	0500	0	0	0	0	1	1	0	0	0	0	0	0	0	29.9	-	1	50.0	0	0.0	0	0.0
0515	3	0	3	0	0	0	0	0	0515	0	0	0	0	1	1	0	1	0	0	0	0	0	35.3	-	2	66.7	1	33.3	0	0.0
0530	3	1	2	0	0	0	0	0	0530	0	0	0	0	1	0	2	0	0	0	0	0	0	33.2	-	2	66.7	2	66.7	0	0.0
0545	1	0	1	0	0	0	0	0	0545	0	0	0	0	1	0	0	0	0	0	0	0	0	29.0	-	0	0.0	0	0.0	0	0.0
0600	0	0	0	0	0	0	0	0	0600	0	0	0	0	0	0	0	0	0	0	0	0	0	29.6	-	0	0.0	0	0.0	0	0.0
0615	6	0	4	2	0	0	0	0	0615	0	0	0	1	4	1	0	0	0	0	0	0	0	27.4	-	1	16.7	0	0.0	0	0.0
0630	19	1	16	2	0	0	0	0	0630	1	0	0	1	8	9	0	0	0	0	0	0	0	28.2	32.3	9	47.4	0	0.0	0	0.0
0645	17	0	16	1	0	0	0	0	0645	0	0	0	3	9	1	1	0	0	0	0	0	0	28.6	31.9	8	29.4	1	5.0	1	5.0
0700	14	0	12	2	0	0	0	0	0700	0	0	0	2	5	7	0	0	0	0	0	0	0	28.7	32.1	7	50.0	0	0.0	0	0.0
0715	21	0	18	3	0	0	0	0	0715	0	0	0	4	6	9	2	0	0	0	0	0	0	29.6	34.2	11	52.4	2	9.5	0	0.0
0730	20	0	25	4	0	1	0	0	0730	0	0	0	7	13	5	3	1	0	0	0	0	0	28.9	34.6	9	30.0	4	13.3	0	0.0
0745	28	0	24	4	0	0	0	0	0745	0	0	0	0	14	11	3	0	0	0	0	0	0	30.5	34.9	14	50.0	3	10.7	0	0.0
0800	32	1	23	3	2	1	2	0	0800	0	0	0	0	10	12	8	2	0	0	0	0	0	27.8	33.3	10	31.3	2	6.3	0	0.0
0815	35	0	32	2	1	0	0	0	0815	0	1	0	2	17	12	3	0	0	0	0	0	0	29.6	34.3	15	42.9	3	8.6	0	0.0
0830	35	0	30	5	0	0	0	0	0830	0	0	0	10	17	6	0	0	0	0	0	0	0	27.8	31.9	8	22.2	2	5.7	0	0.0
0845	64	1	58	4	1	0	0	0	0845	0	0	0	3	5	32	16	7	1	0	0	0	0	29.0	32.2	24	37.5	8	12.5	0	0.0
0900	54	3	48	2	1	0	0	0	0900	0	1	1	15	22	15	0	0	0	0	0	0	0	27.2	31.3	15	27.8	0	0.0	0	0.0
0915	54	2	49	3	0	0	0	0	0915	0	2	4	16	24	10	1	0	0	0	0	0	0	26.2	31.0	11	26.0	4	13.9	0	0.0
0930	72	2	64	5	1	0	0	0	0930	1	1	1	33	26	10	0	0	0	0	0	0	0	25.4	29.9	10	13.9	0	0.0	0	0.0
0945	78	0	72	5	0	1	0	0	0945	0	0	0	6	27	36	7	2	0	0	0	0	0	25.9	29.4	9	11.5	2	2.6	0	0.0
1000	89	0	84	4	1	0	0	0	1000	1	1	9	40	36	0	1	1	0	0	0	0	0	24.2	28.1	2	2.2	2	2.2	0	0.0
1015	129	0	117	9	2	1	0	0	1015	0	1	14	55	53	6	0	0	0	0	0	0	0	24.3	27.6	6	4.7	0	0.0	0	0.0
1030	122	4	108	8	1	1	0	0	1030	2	0	4	42	65	9	0	0	0	0	0	0	0	25.5	28.7	9	7.4	0	0.0	0	0.0
1045	135	5	114	11	2	3	0	0	1045	0	2	21	65	37	8	1	0	1	0	0	0	0	23.9	27.4	7	7.4	2	1.5	1	0.7
1100	151	7	139	5	0	0	0	0	1100	3	3	22	62	53	9	0	0	0	0	0	0	0	23.9	28.0	10	6.6	1	0.7	1	0.7
1115	150	2	138	9	0	1	0	0	1115	1	3	7	63	62	14	0	0	0	0	0	0	0	24.8	28.7	14	9.3	0	0.0	0	0.0
1130	146	3	137	6	0	0	0	0	1130	1	1	34	82	25	3	0	0	0	0	0	0	0	22.5	26.3	3	2.1	0	0.0	0	0.0
1145	100	3	91	4	1	1	0	0	1145	6	4	11	50	26	3	0	0	0	0	0	0	0	22.3	26.8	3	3.0	0	0.0	0	0.0
1200	116	2	110	4	0	0	0	0	1200	1	0	17	46	46	6	0	0	0	0	0	0	0	24.3	27.7	6	5.2	0	0.0	0	0.0
1215	145	4	137	3	0	1	0	0	1215	3	2	23	85	31	1	0	0	0	0	0	0	0	22.2	25.5	1	0.7	0	0.0	0	0.0
1230	157	0	150	7	0	0	0	0	1230	1	7	29	72	43	5	0	0	0	0	0	0	0	22.8	27.0	5	3.2	0	0.0	0	0.0
1245	152	5	139	6	0	2	0	0	1245	5	6	31	76	29	5	0	0	0	0	0	0	0	21.8	25.9	5	3.3	0	0.0	0	0.0
1300	133	3	120	6	1	2	0	0	1300	3	4	11	59	48	6	0	1	0	0	0	0	0	24.1	27.8	7	5.3	1	0.8	0	0.0
1315	103	7	92	3	0	1	0	0	1315	3	3	11	34	44	8	0	0	0	0	0	0	0	23.7	28.0	7	7.8	0	0.0	0	0.0
1330	129	5	118	2	3	1	0	0	1330	2	19	20	43	41	3	1	0	0	0	0	0	0	21.8	27.3	4	3.1	1	0.8	0	0.0
1345	112	5	99	7	1	0	0	0																						

Mon 15 Jul

DAY 7	Total	Cs 1	Cs 2	Cs 3	Cs 4	Cs 5	Cs 6	Fxd	Time	Vbin 0	Vbin 10	Vbin 15	Vbin 20	Vbin 25	Vbin 30	Vbin 35	Vbin 40	Vbin 45	Vbin 50	Vbin 60	Vbin 70	Vbin 80	Vbin 90	Mean	Vpo 85	P5L	P30	P35	P45	P45	P45	P45
0000	10	0	9	1	0	0	0	0000	0	0	0	1	2	4	3	0	0	0	0	0	0	0	0	31.9	-	7	70.0	0	0	0	0	
0001	9	0	8	1	0	0	0	0015	0	0	0	0	3	4	1	1	0	0	0	0	0	0	0	0	0	66.7	2	22.2	0	0	0	0
0030	3	0	2	0	0	1	0	0030	0	0	1	0	2	0	0	0	0	0	0	0	0	0	0	0	24.4	-	0	0.0	0	0	0	0
0045	6	0	3	2	1	0	0	0045	0	0	0	0	4	1	1	0	0	0	0	0	0	0	0	0	29.9	-	2	33.3	1	16.7	0	0
0100	3	0	3	0	0	0	0	0100	0	0	0	0	3	0	0	0	0	0	0	0	0	0	0	0	28.9	-	0	0.0	0	0	0	0
0115	2	0	2	0	0	0	0	0115	0	0	0	0	1	1	0	0	0	0	0	0	0	0	0	0	28.7	-	1	50.0	0	0	0	0
0130	2	0	2	0	0	0	0	0130	0	0	0	0	0	1	1	0	0	0	0	0	0	0	0	0	36.1	-	2	100.0	1	50.0	0	0
0145	2	0	1	0	0	0	0	0145	0	0	0	0	1	0	0	0	0	0	0	0	0	0	0	0	30.0	-	1	50.0	1	50.0	0	0
0200	2	0	2	0	0	0	0	0200	0	0	0	0	2	0	0	0	0	0	0	0	0	0	0	0	28.4	-	0	0.0	0	0	0	0
0215	3	0	3	0	0	0	0	0215	0	0	0	0	0	0	2	0	0	0	1	0	0	0	0	0	44.8	-	3	100.0	3	100.0	1	33.3
0230	1	0	1	0	0	0	0	0230	0	0	0	0	1	0	0	0	0	0	0	0	0	0	0	0	29.1	-	0	0.0	0	0	0	0
0245	1	0	1	0	0	0	0	0245	0	0	0	0	1	0	0	0	0	0	0	0	0	0	0	0	36.7	-	1	100.0	1	100.0	0	0
0300	1	0	1	0	0	0	0	0300	0	0	0	0	0	0	1	0	0	0	0	0	0	0	0	0	38.1	-	1	100.0	1	100.0	0	0
0315	1	0	1	0	0	0	0	0315	0	0	0	0	0	0	0	1	0	0	0	0	0	0	0	0	41.1	-	1	100.0	1	100.0	0	0
0330	1	0	1	0	0	0	0	0330	0	0	0	0	0	0	1	0	0	0	0	0	0	0	0	0	34.8	-	1	100.0	0	0	0	0
0345	0	0	0	0	0	0	0	0345	0	0	0	0	0	0	0	0	0	0	0	0	0	0	0	0	0	0	0	0	0	0	0	0
0400	4	0	2	2	0	0	0	0400	0	0	0	0	0	2	2	0	0	0	0	0	0	0	0	0	33.6	-	4	100.0	2	50.0	0	0
0415	1	0	1	0	0	0	0	0415	0	0	0	0	0	1	0	0	0	0	0	0	0	0	0	0	31.7	-	1	100.0	0	0	0	0
0430	3	0	3	0	0	0	0	0430	0	0	0	0	2	1	0	0	0	0	0	0	0	0	0	0	30.1	-	1	33.3	0	0	0	0
0445	2	0	1	1	0	0	0	0445	0	0	0	0	1	1	0	0	0	0	0	0	0	0	0	0	30.9	-	1	50.0	0	0	0	0
0500	3	0	2	0	0	1	0	0500	0	0	0	0	0	1	1	0	0	0	0	0	0	0	0	0	21.6	-	2	66.7	1	33.3	0	0
0515	9	0	9	0	0	0	0	0515	0	0	0	1	6	1	1	0	0	0	0	0	0	0	0	0	29.5	-	2	22.2	1	11.1	0	0
0530	12	0	11	1	0	0	0	0530	0	0	0	0	4	8	0	0	0	0	0	0	0	0	0	0	30.6	33.5	8	66.7	0	0	0	0
0545	10	0	9	1	0	0	0	0545	0	0	0	2	7	4	1	0	0	0	0	0	0	0	0	0	29.2	-	5	50.0	1	10.0	0	0
0600	14	0	13	1	0	0	0	0600	0	0	0	2	7	4	1	0	0	0	0	0	0	0	0	0	29.0	33.6	7	27.3	1	10.0	0	0
0615	32	0	24	4	2	2	0	0615	0	0	0	2	20	8	2	0	0	0	0	0	0	0	0	0	28.9	34.1	10	31.3	2	6.3	0	0
0630	43	1	30	2	2	8	0	0630	0	0	0	7	26	8	2	0	0	0	0	0	0	0	0	0	28.1	31.4	10	23.3	2	4.7	0	0
0645	63	0	51	5	1	6	0	0645	0	0	0	6	46	8	0	0	0	0	0	0	0	0	0	0	27.8	30.1	9	14.3	1	10.0	0	0
0700	58	1	46	6	4	2	0	0700	0	0	0	3	23	25	6	1	0	0	0	0	0	0	0	0	26.6	34.1	32	55.2	7	12.1	0	0
0715	65	1	49	9	2	4	0	0715	0	1	0	3	37	21	3	0	0	0	0	0	0	0	0	0	29.0	32.3	24	36.9	3	4.6	0	0
0730	73	2	56	8	3	4	0	0730	0	1	0	14	36	18	4	0	0	0	0	0	0	0	0	0	27.9	32.1	22	30.1	4	5.5	0	0
0745	81	1	67	10	2	1	0	0745	1	0	0	12	41	27	0	0	0	0	0	0	0	0	0	0	28.1	31.5	27	33.3	0	0	0	0
0800	101	1	86	10	3	1	0	0800	1	0	4	30	46	19	0	1	0	0	0	0	0	0	0	0	26.4	30.6	20	19.8	1	1.0	0	0
0815	99	0	74	13	3	1	2	0815	0	1	0	18	53	19	2	0	0	0	0	0	0	0	0	0	27.8	31.0	21	22.6	2	2.2	0	0
0830	127	0	110	14	3	0	0	0830	0	0	0	21	48	14	6	0	0	0	0	0	0	0	0	0	24.5	27.6	6	4.7	0	0	0	0
0845	119	0	109	6	2	2	0	0845	2	4	15	50	40	8	0	0	0	0	0	0	0	0	0	0	23.6	28.0	8	6.7	0	0	0	0
0900	100	0	89	6	4	1	0	0900	2	5	7	31	40	13	2	0	0	0	0	0	0	0	0	0	25.1	30.0	15	15.0	2	2.0	0	0
0915	95	4	84	6	0	1	0	0915	7	6	38	27	14	3	0	0	0	0	0	0	0	0	0	0	23.6	25.7	7	3.2	0	0	0	0
0930	95	1	85	5	2	2	0	0930	2	1	11	53	25	3	0	0	0	0	0	0	0	0	0	0	23.1	26.7	3	3.2	0	0	0	0
0945	98	0	85	13	0	0	0	0945	1	4	7	58	25	3	0	0	0	0	0	0	0	0	0	0	23.0	26.3	3	3.1	0	0	0	0
1000	131	2	120	6	3	0	0	1000	2	8	19	72	25	5	0	0	0	0	0	0	0	0	0	0	22.2	27.1	5	3.8	0	0	0	0
1015	96	0	83	10	2	1	0	1015	1	0	5	53	34	3	0	0	0	0	0	0	0	0	0	0	24.1	27.7	3	3.1	0	0	0	0
1030	94	0	87	4	3	0	0	1030	2	0	2	31	54	5	0	0	0	0	0	0	0	0	0	0	25.4	28.2	5	5.3	0	0	0	0
1045	112	1	104	5	2	0	0	1045	1	1	18	50	37	5	0	0	0	0	0	0	0	0	0	0	23.6	27.6	6	4.5	0	0	0	0
1100	126	1	107	13	2	1	0	1100	4	1	41	61	18	2	0	0	0	0	0	0	0	0	0	0	21.4	26.7	2	1.6	0	0	0	0
1115	133	1	118	10	3	1	0	1115	3	5	23	84	16	2	0	0	0	0	0	0	0	0	0	0	21.7	24.9	2	1.5	0	0	0	0
1130	142	0	124	15	2	1	0	1130	3	2	39	63	30	4	0	1	0	0	0	0	0	0	0	0	22.1	26.2	2	3.5	0	0	0	0
1145	120	1	107	10	1	1	0	1145	3	6	34	52	24	0	0	0	0	0	0	0	0	0	0	0	21.3	26.0	1	0.8	0	0	0	0
1200	115	3	99	9	3	1	0	1200	4	5	23	56	24	3	0	0	0	0	0	0	0	0	0	0	21.7	25.7	3	2.6	0	0	0	0
1215	107	0	103	3	1	0	0	1215	1	1	10	63	28	3	1	0	0	0	0	0	0	0	0	0	23.2	26.4	4	3.7	1	0.9	0	0
1230	124	1	112	6	2	3	0	1230	1	2	32	63	27	0	0	0	0	0	0	0	0	0	0	0	22.2	26.0	0	0.0	0	0	0	0
1245	143	1	132	7	0	2	1	1245	7	8	16	86	25	1	0	0	0	0	0	0	0	0	0	0	21.4	25.4	1	0.7	0	0	0	0
1300	130	1	112	5	3	1	0	1300	3	1	27	66	23	2	0	0	0	0	0	0	0	0	0	0	22.1	25.8	2	1.6	0	0	0	0
1315	112	1	117	6	2																											

Thu 11 Jul

DAY 3

DAY 3	Total	Cs 1	Cs 2	Cs 3	Cs 4	Cs 5	Cs 6	Fxd	Time	Vbin 0	Vbin 10	Vbin 15	Vbin 20	Vbin 25	Vbin 30	Vbin 35	Vbin 40	Vbin 45	Vbin 50	Vbin 60	Vbin 70	Vbin 80	Vbin 90	Mean	Vsp 85	IPSL 30	IPSL 35	IPSL 40	IPSL 45	IPSL 45
0000	3	1	7	0	0	0	0	0000	0	0	1	5	2	0	0	0	0	0	0	0	0	0	0	23.8	0	0.0	0.0	0.0	0.0	
0001	0	0	5	1	0	0	0	0015	0	0	0	5	1	0	0	0	0	0	0	0	0	0	0	23.6	0	0.0	0.0	0.0	0.0	
0030	4	1	3	0	0	0	0	0030	0	1	0	1	2	0	0	0	0	0	0	0	0	0	0	22.6	0	0.0	0.0	0.0	0.0	
0045	6	1	5	0	0	0	0	0045	0	0	0	0	5	0	0	0	0	0	0	0	0	0	0	30.6	1	16.7	1	16.7	16.7	
0100	1	0	1	0	0	0	0	0100	0	0	0	0	0	0	1	0	0	0	0	0	0	0	0	24.2	1	100.0	0	0.0	0.0	
0115	6	0	5	0	0	1	0	0115	0	0	1	2	3	0	0	0	0	0	0	0	0	0	0	24.5	0	0.0	0.0	0.0	0.0	
0130	0	0	0	0	0	0	0	0130	0	0	0	0	0	0	0	0	0	0	0	0	0	0	0	0	0	0.0	0.0	0.0	0.0	
0145	2	1	1	0	0	0	0	0145	0	0	1	1	0	0	0	0	0	0	0	0	0	0	0	32.8	0	0.0	0.0	0.0	0.0	
0200	3	0	3	0	0	0	0	0200	0	0	0	1	2	0	0	0	0	0	0	0	0	0	0	25.8	0	0.0	0.0	0.0	0.0	
0215	4	0	3	0	1	0	0	0215	1	0	0	0	2	1	0	0	0	0	0	0	0	0	0	23.6	1	25.0	0	0.0	0.0	
0230	2	0	2	0	0	0	0	0230	0	0	0	1	1	0	0	0	0	0	0	0	0	0	0	25.5	0	0.0	0.0	0.0	0.0	
0245	0	0	0	0	0	0	0	0245	0	0	0	0	0	0	0	0	0	0	0	0	0	0	0	0	0	0.0	0.0	0.0	0.0	
0300	1	0	1	0	0	0	0	0300	0	0	0	1	0	0	0	0	0	0	0	0	0	0	0	0	0	0.0	0.0	0.0	0.0	
0315	1	0	0	1	0	0	0	0315	0	0	0	0	0	0	0	0	0	0	0	0	0	0	0	0	29.9	0	0.0	0.0	0.0	0.0
0330	0	0	0	0	0	0	0	0330	0	0	0	0	0	0	0	0	0	0	0	0	0	0	0	0	0	0.0	0.0	0.0	0.0	0.0
0345	2	0	2	0	0	0	0	0345	0	0	0	0	1	0	0	0	0	0	0	0	0	0	0	28.4	1	50.0	0	0.0	0.0	
0400	3	0	3	0	0	0	0	0400	0	0	0	1	1	0	1	0	0	0	0	0	0	0	0	28.0	1	33.3	1	33.3	0.0	
0415	3	0	3	0	0	0	0	0415	0	0	1	1	0	0	0	0	0	0	0	0	0	0	0	26.9	1	50.0	1	50.0	0.0	
0430	3	0	3	0	0	0	0	0430	0	0	1	1	1	0	0	0	0	0	0	0	0	0	0	22.5	0	0.0	0.0	0.0	0.0	
0445	5	0	4	0	1	0	0	0445	0	0	0	0	1	2	2	0	0	0	0	0	0	0	0	32.8	4	80.0	2	40.0	0.0	
0500	7	0	5	0	2	0	0	0500	0	0	2	2	2	1	0	0	0	0	0	0	0	0	0	25.1	1	14.3	0	0.0	0.0	
0515	11	0	8	2	0	1	0	0515	0	0	1	3	5	0	2	0	0	0	0	0	0	0	0	27.2	36.3	2	18.2	2	18.2	0.0
0530	12	2	3	3	2	2	0	0530	0	0	0	5	6	1	0	0	0	0	0	0	0	0	0	25.6	29.9	1	8.3	0	0.0	0.0
0545	14	0	10	2	0	0	0	0545	0	0	0	1	2	0	0	0	0	0	0	0	0	0	0	28.2	25.6	6	47.6	0	0.0	0.0
0600	16	0	12	0	0	0	0	0600	0	0	0	1	2	0	0	0	0	0	0	0	0	0	0	26.0	29.8	6	47.6	0	0.0	0.0
0615	22	0	16	4	2	0	0	0615	0	0	0	4	15	3	0	0	0	0	0	0	0	0	0	27.6	31.8	3	13.6	0	0.0	0.0
0630	36	1	25	4	5	1	0	0630	0	1	1	18	9	5	1	1	0	0	0	0	0	0	0	25.4	31.5	7	19.4	2	5.6	0.0
0645	48	3	34	8	1	3	0	0645	1	4	5	22	14	0	0	0	0	0	0	0	0	0	0	22.9	28.2	3	6.3	0	0.0	0.0
0700	60	0	45	10	3	2	0	0700	0	0	16	25	15	4	0	0	0	0	0	0	0	0	0	25.8	28.1	4	8.7	0	0.0	0.0
0715	86	0	61	15	6	3	1	0715	0	13	22	30	21	0	0	0	0	0	0	0	0	0	0	21.0	25.8	0	0.0	0.0	0.0	0.0
0730	99	1	80	9	5	4	0	0730	3	22	16	45	11	2	0	0	0	0	0	0	0	0	0	19.6	24.7	2	2.0	0	0.0	0.0
0745	126	2	107	12	3	2	0	0745	3	42	21	43	10	2	0	0	0	0	0	0	0	0	0	18.0	23.4	2	1.6	0	0.0	0.0
0800	126	3	102	14	4	3	0	0800	2	18	36	46	22	1	1	0	0	0	0	0	0	0	0	20.5	25.7	2	1.6	1	0.8	0.0
0815	121	0	106	11	3	1	0	0815	4	24	21	48	21	3	0	0	0	0	0	0	0	0	0	20.3	25.7	3	2.5	0	0.0	0.0
0830	118	0	113	18	3	3	0	0830	0	0	36	36	35	14	1	0	0	0	0	0	0	0	0	19.4	24.3	0	0.7	0	0.0	0.0
0845	147	2	133	9	2	1	0	0845	36	67	31	10	0	0	0	0	0	0	0	0	0	0	0	13.1	17.7	0	0.0	0.0	0.0	0.0
0900	148	0	137	9	1	1	0	0900	45	75	23	4	1	0	0	0	0	0	0	0	0	0	0	12.0	15.5	0	0.0	0.0	0.0	0.0
0915	123	1	101	11	6	3	1	0915	25	33	39	20	5	1	0	0	0	0	0	0	0	0	0	15.8	22.2	1	0.8	0	0.0	0.0
0930	144	1	127	10	5	1	0	0930	17	66	47	7	6	1	0	0	0	0	0	0	0	0	0	14.8	17.6	1	0.7	0	0.0	0.0
0945	147	10	119	9	6	3	0	0945	22	61	41	20	2	1	0	0	0	0	0	0	0	0	0	15.1	20.0	1	0.7	0	0.0	0.0
1000	129	1	127	9	0	1	1	1000	40	83	11	1	3	1	0	0	0	0	0	0	0	0	0	12.2	14.8	1	0.7	0	0.0	0.0
1015	129	0	111	11	3	3	1	1015	51	57	18	1	2	0	0	0	0	0	0	0	0	0	0	11.4	15.3	0	0.0	0.0	0.0	0.0
1030	131	2	116	7	4	2	0	1030	30	67	28	3	1	1	1	0	0	0	0	0	0	0	0	13.2	16.7	2	1.5	1	0.8	0.0
1045	121	1	101	15	1	3	0	1045	55	46	19	0	1	0	0	0	0	0	0	0	0	0	0	11.2	15.1	0	0.0	0.0	0.0	0.0
1100	136	1	125	4	3	1	1	1100	61	46	26	3	0	0	0	0	0	0	0	0	0	0	0	11.6	16.3	0	0.0	0.0	0.0	0.0
1115	141	1	124	10	4	1	1	1115	47	61	25	4	4	0	0	0	0	0	0	0	0	0	0	12.4	16.2	0	0.0	0.0	0.0	0.0
1130	120	0	107	8	4	1	0	1130	68	36	10	4	2	0	0	0	0	0	0	0	0	0	0	10.8	14.6	0	0.0	0.0	0.0	0.0
1145	137	4	123	5	2	3	0	1145	49	66	15	3	4	0	0	0	0	0	0	0	0	0	0	11.7	15.9	0	0.0	0.0	0.0	0.0
1200	130	4	116	7	0	2	1	1200	21	47	32	26	3	1	0	0	0	0	0	0	0	0	0	15.5	21.3	1	0.8	0	0.0	0.0
1215	111	2	102	3	3	1	0	1215	8	38	36	21	7	1	0	0	0	0	0	0	0	0	0	16.8	22.6	1	0.9	0	0.0	0.0
1230	113	1	100	7	4	1	0	1230	3	28	37	37	7	1	0	0	0	0	0	0	0	0	0	18.5	23.5	1	0.9	0	0.0	0.0
1245	131	2	117	7	2	3	0	1245	19	48	35	16	13	0	0	0	0	0	0	0	0	0	0	15.7	22.3	0	0.0	0.0	0.0	0.0
1300	144	4	124	10	2	1	3	1300	24	54	40	14	11	1	0	0	0	0	0	0	0	0	0	15.1	21.5	1	0.7	0	0.0	0.0
1315	136	7	117	6	1	1	0	1315	31	56	33	9	9	0	0	0	0	0	0	0	0	0	0	14.0	19.8	0	0.0	0.0	0.0	0.0
1330	135	2	116	8	3	5	1	1330	10	61	44	18	1	1	0	0	0	0	0	0	0	0	0	15.6	20.0	1	0.7	0	0.0	0.0
1345	126	1	108	9	2	5	1	1345	29	47	38	10	2	0																

Fri 12 Jul

DAY 4

	Total	Cl 1	Cl 2	Cl 3	Cl 4	Cl 5	Cl 6	Fxd	Time	Vbin 0	Vbin 10	Vbin 15	Vbin 20	Vbin 25	Vbin 30	Vbin 35	Vbin 40	Vbin 45	Vbin 50	Vbin 60	Vbin 70	Vbin 80	Vbin 90	Mean	Vsp 85	IPSL 30	IPSL 35	IPSL 35	IPSL 45	IPSL 45	
0000	2	0	7	0	0	0	0		0000	0	0	0	0	0	0	0	0	0	0	0	0	0	0	24.3	1	14.3	1	14.3	0	0.0	
0015	9	0	8	1	0	0	0		0015	0	0	1	3	5	0	0	0	0	0	0	0	0	0	24.3	0	0	0	0	0	0.0	
0030	5	0	4	0	1	0	0		0030	0	0	0	4	0	1	0	0	0	0	0	0	0	0	24.3	1	20.0	0	0.0	0	0.0	
0045	0	0	0	0	0	0	0		0045	0	0	0	0	0	0	0	0	0	0	0	0	0	0	0	0	0	0	0	0	0.0	
0100	2	0	2	0	0	0	0		0100	0	0	0	1	1	0	0	0	0	0	0	0	0	0	25.3	1	0	0	0	0	0.0	
0115	2	0	2	0	0	0	0		0115	0	0	0	1	1	0	0	0	0	0	0	0	0	0	25.4	0	0	0	0	0	0.0	
0130	1	0	1	0	0	0	0		0130	0	0	0	0	0	1	0	0	0	0	0	0	0	0	30.0	1	100.0	0	0.0	0	0.0	
0145	3	0	2	0	0	0	0		0145	0	0	0	1	1	1	0	0	0	0	0	0	0	0	26.2	1	25.0	1	25.0	0	0.0	
0200	2	0	2	0	0	0	0		0200	0	0	0	0	1	0	1	0	0	0	0	0	0	0	30.8	1	50.0	1	50.0	0	0.0	
0215	2	0	1	1	0	0	0		0215	0	0	0	2	0	0	0	0	0	0	0	0	0	0	22.5	0	0	0	0	0	0.0	
0230	4	0	3	1	0	0	0		0230	0	0	0	1	3	0	0	0	0	0	0	0	0	0	26.6	1	25.0	0	0	0	0.0	
0245	2	0	2	0	0	0	0		0245	0	0	0	1	1	0	0	0	0	0	0	0	0	0	25.6	0	0	0	0	0	0.0	
0300	1	0	1	0	0	0	0		0300	0	0	0	0	1	0	0	0	0	0	0	0	0	0	25.3	0	0	0	0	0	0.0	
0315	0	0	0	0	0	0	0		0315	0	0	0	0	0	1	0	0	0	0	0	0	0	0	25.4	0	0	0	0	0	0.0	
0330	2	0	1	0	0	0	1		0330	0	0	0	0	1	0	1	0	0	0	0	0	0	0	31.6	1	50.0	1	50.0	0	0.0	
0345	3	0	1	0	2	0	0		0345	0	0	1	1	1	0	0	0	0	0	0	0	0	0	22.1	0	0	0	0	0	0.0	
0400	2	0	2	0	0	0	0		0400	0	0	0	0	1	0	1	0	0	0	0	0	0	0	34.7	1	50.0	1	50.0	0	0.0	
0415	4	0	4	0	0	0	0		0415	0	0	0	0	0	3	0	1	0	0	0	0	0	0	28.8	1	25.0	1	25.0	0	0.0	
0430	5	0	2	1	1	1	0		0430	0	0	0	1	2	2	0	0	0	0	0	0	0	0	27.8	2	40.0	1	50.0	0	0.0	
0445	9	0	7	0	2	0	0		0445	0	0	0	3	4	1	1	0	0	0	0	0	0	0	27.3	2	22.2	1	11.1	0	0.0	
0500	4	0	0	1	2	1	0		0500	0	0	0	1	3	0	1	0	0	0	0	0	0	0	26.6	1	25.0	0	0	0	0.0	
0515	12	1	9	2	0	0	0		0515	0	0	1	6	2	2	0	0	0	0	0	0	0	0	28.5	35.8	4	33.3	2	16.7	0	0.0
0530	16	1	10	3	1	1	0		0530	0	0	1	5	8	1	1	0	0	0	0	0	0	0	26.8	30.5	2	12.5	1	6.3	0	0.0
0545	16	0	12	0	0	0	0		0545	0	0	0	0	0	0	0	0	0	0	0	0	0	0	26.9	24.1	2	16.7	1	6.3	0	0.0
0600	12	0	0	0	0	0	0		0600	0	0	0	0	0	0	0	0	0	0	0	0	0	0	25.2	22.4	2	16.7	1	6.3	0	0.0
0615	25	0	20	3	1	1	0		0615	0	0	0	7	12	5	0	1	0	0	0	0	0	0	27.6	32.5	6	24.0	1	4.0	0	0.0
0630	45	0	33	7	3	2	0		0630	0	0	0	24	34	7	0	0	0	0	0	0	0	0	25.5	30.3	7	15.6	0	0	0	0.0
0645	37	0	26	5	2	3	0		0645	0	0	1	4	9	0	0	0	0	0	0	0	0	0	24.0	26.2	0	0	0	0	0	0.0
0700	60	1	47	9	1	2	0		0700	0	0	0	14	21	23	2	0	0	0	0	0	0	0	23.7	27.9	2	3.3	0	0	0	0.0
0715	91	1	72	14	3	1	0		0715	1	6	18	43	17	5	1	0	0	0	0	0	0	0	22.3	27.1	6	6.6	1	1.1	0	0.0
0730	90	0	70	18	1	1	0		0730	0	5	21	48	14	1	1	0	0	0	0	0	0	0	21.5	25.6	2	2.2	1	1.1	0	0.0
0745	113	0	96	14	2	1	0		0745	4	11	39	48	9	2	0	0	0	0	0	0	0	0	20.1	23.9	2	1.8	0	0	0	0.0
0800	113	2	94	10	5	2	0		0800	0	4	31	50	22	6	0	0	0	0	0	0	0	0	22.3	26.4	6	5.3	0	0	0	0.0
0815	127	0	101	18	5	2	1		0815	2	11	46	55	13	0	0	0	0	0	0	0	0	0	20.2	24.2	0	0	0	0	0	0.0
0830	128	0	114	9	2	1	0		0830	6	16	54	39	13	0	0	0	0	0	0	0	0	0	18.9	24.1	0	0	0	0	0	0.0
0845	154	1	139	9	1	4	0		0845	18	73	44	17	2	0	0	0	0	0	0	0	0	0	14.5	19.5	0	0	0	0	0	0.0
0900	142	1	127	10	0	4	0		0900	9	46	45	36	6	0	0	0	0	0	0	0	0	0	17.0	22.7	0	0	0	0	0	0.0
0915	146	2	131	6	3	0	0		0915	13	60	50	19	4	0	0	0	0	0	0	0	0	0	15.4	20.1	0	0	0	0	0	0.0
0930	132	1	118	7	2	4	0		0930	34	53	27	15	3	0	0	0	0	0	0	0	0	0	13.6	19.5	0	0	0	0	0	0.0
0945	125	1	115	3	3	2	1		0945	51	57	14	1	2	0	0	0	0	0	0	0	0	0	11.3	14.8	0	0	0	0	0	0.0
1000	130	0	119	4	0	4	1		1000	55	69	6	2	4	0	0	0	0	0	0	0	0	0	10.7	13.9	0	0	0	0	0	0.0
1015	137	1	129	3	2	2	0		1015	54	72	7	3	1	0	0	0	0	0	0	0	0	0	11.0	14.1	0	0	0	0	0	0.0
1030	134	2	117	6	4	3	2		1030	65	45	14	5	3	0	0	0	0	0	0	0	0	0	11.6	15.5	2	1.5	2	1.5	2	1.5
1045	141	2	129	3	1	5	1		1045	27	88	13	4	3	0	0	0	0	0	0	0	0	0	12.7	15.3	0	0	0	0	0	0.0
1100	132	1	124	3	3	1	1		1100	83	58	14	0	0	1	0	0	0	0	0	0	0	0	12.1	15.3	0	0	0	0	0	0.0
1115	127	0	117	8	1	1	0		1115	52	56	17	0	2	0	0	0	0	0	0	0	0	0	11.2	15.1	0	0	0	0	0	0.0
1130	148	2	138	4	3	1	0		1130	68	52	23	2	3	0	0	0	0	0	0	0	0	0	11.4	15.7	0	0	0	0	0	0.0
1145	138	0	127	6	2	3	0		1145	54	76	2	1	0	0	0	0	0	0	0	0	0	0	10.7	12.8	0	0	0	0	0	0.0
1200	139	2	126	7	0	2	2		1200	48	70	16	4	0	1	0	0	0	0	0	0	0	0	11.9	15.2	1	0.7	0	0	0	0.0
1215	126	0	118	5	1	2	0		1215	42	67	13	3	1	0	0	0	0	0	0	0	0	0	11.7	14.4	0	0	0	0	0	0.0
1230	124	3	112	5	2	2	0		1230	49	62	12	1	0	0	0	0	0	0	0	0	0	0	11.0	14.1	0	0	0	0	0	0.0
1245	135	0	123	6	1	3	2		1245	67	46	16	6	0	0	0	0	0	0	0	0	0	0	11.1	15.4	0	0	0	0	0	0.0
1300	150	0	135	11	2	2	0		1300	81	51	12	5	0	1	0	0	0	0	0	0	0	0	10.9	14.7	1	0.7	0	0	0	0.0
1315	129	1	113	9	2	4	0		1315	40	67	15	4	3	0	0	0	0	0	0	0	0	0	12.2	15.3	0	0	0	0	0	0.0
1330	149	1	141	4	2	0	1		1330	72	55	21	1	0	0	0	0	0	0	0	0	0	0	10.9	15.1	0	0	0	0	0	0.0
1345	127	1	113	5	4	4	0		1345	51	54	19	2	1	0	0	0	0	0	0	0	0	0	11.5	15.4	0	0	0	0	0	0.0
1400	144	0	108	2	2	1	1		1400	47	52	9	4	2	0	0	0	0	0												

Sat 13 Jul

DAY 5

DAY 5	Total	Cs 1	Cs 2	Cs 3	Cs 4	Cs 5	Cs 6	Fxd	Time	Vbin		Vbin		Vbin		Vbin		Vbin		Vbin		Mean	Vsp	IPSL	IPSL	IPSL	IPSL	IPSL	IPSL	IPSL
										0	10	15	20	25	30	35	40	45	50	60	70									
0000	2	0	6	1	0	0	0	0000	0	0	2	1	4	0	0	0	0	0	0	0	0	23.7	-	0	0.0	0.0	0.0	0.0	0.0	0.0
0000	16	0	14	2	0	0	0	0015	0	0	1	4	8	2	1	0	0	0	0	0	0	27.0	31.4	3	18.8	1	6.3	0.0	0.0	
0030	14	1	12	1	0	0	0	0030	0	0	0	5	7	1	0	0	1	0	0	0	0	27.2	31.5	2	14.3	1	7.1	1	7.1	
0045	11	0	10	1	0	0	0	0045	0	0	0	1	5	1	1	1	0	0	0	0	0	28.4	37.7	3	27.3	2	18.2	0	0.0	
0100	5	0	5	0	0	0	0	0100	0	0	0	1	3	0	1	0	0	0	0	0	0	28.8	-	1	20.0	1	20.0	0	0.0	
0115	6	0	6	0	0	0	0	0115	0	0	1	3	2	0	0	0	0	0	0	0	0	23.9	-	0	0.0	0	0.0	0	0.0	
0130	8	0	7	1	0	0	0	0130	0	0	0	2	2	4	0	0	0	0	0	0	0	28.3	-	4	50.0	0	0.0	0	0.0	
0145	3	0	3	0	0	0	0	0145	0	0	0	2	1	0	0	0	0	0	0	0	0	25.0	-	0	0.0	0	0.0	0	0.0	
0200	3	0	2	0	0	1	0	0200	0	0	0	1	2	0	0	0	0	0	0	0	0	26.9	-	0	0.0	0	0.0	0	0.0	
0215	4	0	4	0	0	0	0	0215	0	0	1	2	2	0	1	0	0	0	0	0	0	28.2	-	1	25.0	1	25.0	0	0.0	
0230	1	0	1	0	0	0	0	0230	0	0	0	1	0	0	0	0	0	0	0	0	0	26.4	-	0	0.0	0	0.0	0	0.0	
0245	0	0	0	0	0	0	0	0245	0	0	0	0	0	0	0	0	0	0	0	0	0	0	-	0	0.0	0	0.0	0	0.0	
0300	1	0	1	0	0	0	0	0300	0	0	0	0	0	0	1	0	0	0	0	0	0	38.8	-	1	100.0	1	100.0	0	0.0	
0315	0	0	0	0	0	0	0	0315	0	0	0	0	0	0	0	0	0	0	0	0	0	0	-	0	0.0	0	0.0	0	0.0	
0330	2	0	1	1	0	0	0	0330	0	0	0	0	1	1	0	0	0	0	0	0	0	28.9	-	1	50.0	0	0.0	0	0.0	
0345	3	0	2	1	0	0	0	0345	0	0	0	2	1	0	0	0	0	0	0	0	0	24.4	-	0	0.0	0	0.0	0	0.0	
0400	1	0	1	0	0	0	0	0400	0	0	0	0	1	0	0	0	0	0	0	0	0	26.9	-	0	0.0	0	0.0	0	0.0	
0415	2	0	2	0	0	0	0	0415	0	0	0	2	1	0	0	0	0	0	0	0	0	24.0	-	0	0.0	0	0.0	0	0.0	
0430	4	0	4	0	0	0	0	0430	0	0	1	3	0	0	0	0	0	0	0	0	0	22.9	-	0	0.0	0	0.0	0	0.0	
0445	3	0	3	0	0	0	0	0445	0	0	1	2	2	0	0	0	0	0	0	0	0	23.8	-	0	0.0	0	0.0	0	0.0	
0500	4	0	4	0	0	0	0	0500	0	0	1	2	1	1	0	0	0	0	0	0	0	26.4	-	1	25.0	0	0.0	0	0.0	
0515	7	0	5	2	0	0	0	0515	0	0	0	2	2	2	0	1	0	0	0	0	0	29.6	-	3	42.9	1	14.3	0	0.0	
0530	11	0	8	1	2	0	0	0530	0	0	0	5	3	2	1	0	0	0	0	0	0	27.5	33.3	3	27.3	1	9.1	0	0.0	
0545	12	0	10	2	0	0	0	0545	0	0	0	2	2	2	1	0	0	0	0	0	0	29.0	-	3	30.0	1	10.0	0	0.0	
0600	12	0	10	2	0	0	0	0600	0	0	0	3	3	3	2	1	0	0	0	0	0	27.0	-	3	30.0	1	10.0	0	0.0	
0615	10	0	8	1	1	0	0	0615	0	0	0	3	4	3	0	0	0	0	0	0	0	27.8	-	3	30.0	0	0.0	0	0.0	
0630	22	0	18	1	2	0	1	0630	0	0	0	2	9	7	3	0	1	0	0	0	0	25.4	30.2	4	18.2	1	4.5	0	0.0	
0645	25	0	18	5	2	1	0	0645	0	0	1	3	13	4	2	2	0	0	0	0	0	27.1	32.3	6	24.0	2	8.0	0	0.0	
0700	36	2	28	5	2	0	0	0700	0	0	3	15	13	5	1	0	1	0	0	0	0	26.0	30.4	5	13.5	2	5.6	1	2.8	
0715	37	1	29	6	0	1	0	0715	3	0	3	8	18	3	2	0	0	0	0	0	0	25.4	30.0	5	13.5	2	5.4	0	0.0	
0730	45	0	36	6	1	0	2	0730	0	0	5	20	15	1	1	1	0	0	0	0	0	23.5	27.4	2	4.4	1	2.2	0	0.0	
0745	56	4	42	9	1	0	0	0745	0	0	8	26	17	3	0	1	0	0	0	0	0	24.3	27.6	4	7.1	1	1.8	0	0.0	
0800	78	3	65	5	3	2	0	0800	3	14	20	22	16	3	0	0	0	0	0	0	0	20.5	26.1	3	3.8	0	0.0	0	0.0	
0815	73	0	60	10	2	1	0	0815	2	2	12	35	22	0	0	0	0	0	0	0	0	22.4	26.7	0	0.0	0	0.0	0	0.0	
0830	98	0	85	4	4	0	0	0830	4	10	30	37	14	2	0	0	0	0	0	0	0	20.6	25.7	3	3.1	1	1.0	0	0.0	
0845	113	5	96	8	2	2	0	0845	6	12	40	43	12	0	0	0	0	0	0	0	0	19.3	24.5	0	0.0	0	0.0	0	0.0	
0900	94	1	84	8	1	0	0	0900	1	12	31	38	10	2	0	0	0	0	0	0	0	20.2	24.9	2	2.1	0	0.0	0	0.0	
0915	114	2	97	8	3	4	0	0915	4	19	38	37	15	1	0	0	0	0	0	0	0	19.1	24.6	6	24.0	2	8.0	0	0.0	
0930	128	1	111	10	1	4	1	0930	23	43	37	14	10	1	0	0	0	0	0	0	0	15.4	21.9	1	0.8	0	0.0	0	0.0	
0945	132	3	123	3	2	1	0	0945	14	29	26	20	2	0	0	0	0	0	0	0	0	14.5	20.2	0	0.0	0	0.0	0	0.0	
1000	127	4	116	4	1	2	0	1000	16	30	41	32	7	1	0	0	0	0	0	0	17.3	22.7	1	0.8	0	0.0	0	0.0		
1015	106	2	112	10	1	1	0	1015	11	29	48	34	3	1	0	0	0	0	0	0	0	17.1	21.6	1	0.8	0	0.0	0	0.0	
1030	123	1	104	10	3	3	2	1030	26	43	34	17	2	1	0	0	0	0	0	0	0	14.6	20.4	1	0.8	0	0.0	0	0.0	
1045	137	2	129	5	0	1	0	1045	8	32	41	27	8	1	0	0	0	0	0	0	0	16.8	22.6	1	0.7	0	0.0	0	0.0	
1100	124	3	108	9	1	1	0	1100	9	37	36	30	12	0	0	0	0	0	0	0	0	17.5	23.5	0	0.0	0	0.0	0	0.0	
1115	149	3	139	3	2	2	0	1115	41	74	24	5	2	0	0	0	0	0	0	0	0	12.8	16.5	0	0.0	0	0.0	0	0.0	
1130	143	1	131	6	2	3	0	1130	49	70	19	3	2	0	0	0	0	0	0	0	0	11.9	15.5	0	0.0	0	0.0	0	0.0	
1145	126	3	112	6	5	0	0	1145	27	55	28	12	4	0	0	0	0	0	0	0	0	13.9	19.8	0	0.0	0	0.0	0	0.0	
1200	122	0	116	3	1	1	1	1200	50	59	10	3	0	0	0	0	0	0	0	0	0	11.0	14.4	0	0.0	0	0.0	0	0.0	
1215	123	2	113	5	1	2	0	1215	34	47	28	9	3	1	0	0	0	0	0	0	1	13.8	18.8	2	1.6	1	0.8	1	0.8	
1230	133	5	122	5	1	0	0	1230	10	42	40	31	9	1	0	0	0	0	0	0	0	17.0	22.1	1	0.8	0	0.0	0	0.0	
1245	127	3	120	3	1	0	0	1245	21	34	47	18	6	1	0	0	0	0	0	0	0	15.7	22.3	1	0.8	0	0.0	0	0.0	
1300	147	2	141	3	0	1	0	1300	8	51	53	26	9	0	0	0	0	0	0	0	0	16.7	22.6	0	0.0	0	0.0	0	0.0	
1315	124	1	113	8	0	1	0	1315	8	32	41	27	8	1	0	0	0	0	0	0	0	17.6	22.6	1	0.8	0	0.0	0	0.0	
1330	138	1	131	5	0	1	0	1330	30	38	28	16	4	0	0	0	0	0	0	0	0	12.9	15.9	0	0.0	0	0.0	0	0.0	
1345	139	4	124	5	0	6	0	1345	34	63	24	17	1	0	0	0	0	0	0	0	0	13.4	19.1	0	0.0	0	0.0	0	0.0	
1400	125	2	114	7	1	1	0	1400	15	30	43	20	14	3	0	0	0	0	0	0	0	17.5	24.6	3	2.4	0	0.0	0	0.0	
1415	142	4	127	8	1	2	0	1415	19	45	35	36	9	0	0	0	0													

Sun 14 Jul

DAY 6

	Total	Cl 1	Cl 2	Cl 3	Cl 4	Cl 5	Cl 6	Fxd	Time	Vbin 0	Vbin 10	Vbin 15	Vbin 20	Vbin 25	Vbin 30	Vbin 35	Vbin 40	Vbin 45	Vbin 50	Vbin 60	Vbin 70	Vbin 80	Vbin 90	Mean	Vsp 85	IPSL 85	IPSL 30	IPSL 35	IPSL 45	IPSL 45		
0000	18	0	16	1	0	1	0		0000	0	0	4	10	3	1	0	0	0	0	0	0	0	0	0	22.6	26.6	1	5.6	0.0	0.0	0.0	
0015	16	1	13	1	1	0	0		0015	0	0	0	6	8	2	0	0	0	0	0	0	0	0	0	26.7	30.6	2	12.5	0.0	0.0	0.0	
0030	15	0	15	0	0	0	0		0030	0	0	0	7	6	0	2	0	0	0	0	0	0	0	0	26.7	33.6	2	13.3	2	13.3	0.0	0.0
0045	9	0	7	2	0	0	0		0045	0	1	0	2	4	2	0	0	0	0	0	0	0	0	0	26.7	-	2	22.2	0	0.0	0.0	
0100	8	0	8	0	0	0	0		0100	0	0	0	3	4	0	1	0	0	0	0	0	0	0	0	26.8	-	1	12.5	1	12.5	0.0	0.0
0115	9	0	6	2	1	0	0		0115	0	0	1	4	3	1	0	0	0	0	0	0	0	0	0	25.5	-	1	11.1	0	0.0	0.0	
0130	7	0	7	0	0	0	0		0130	0	0	1	3	2	1	0	0	0	0	0	0	0	0	0	24.2	-	1	14.3	0	0.0	0.0	
0145	7	0	7	0	0	0	0		0145	0	0	1	5	5	1	0	0	0	0	0	0	0	0	0	26.8	-	1	14.3	0	0.0	0.0	
0200	6	0	6	0	0	0	0		0200	0	0	0	0	5	0	1	0	0	0	0	0	0	0	0	29.2	-	1	16.7	1	16.7	0.0	0.0
0215	8	0	7	0	1	0	0		0215	0	0	0	4	3	0	0	1	0	0	0	0	0	0	0	26.7	-	1	12.5	1	12.5	0.0	0.0
0230	3	0	3	0	0	0	0		0230	0	0	1	0	2	0	0	0	0	0	0	0	0	0	0	22.3	-	0	0.0	0	0.0	0.0	0.0
0245	6	0	6	0	0	0	0		0245	0	0	0	3	2	1	0	0	0	0	0	0	0	0	0	26.4	-	1	16.7	0	0.0	0.0	0.0
0300	0	0	0	0	0	0	0		0300	0	0	0	0	0	0	0	0	0	0	0	0	0	0	0	-	-	0	0.0	0	0.0	0.0	0.0
0315	1	0	1	0	0	0	0		0315	0	0	0	0	1	0	0	0	0	0	0	0	0	0	0	27.0	-	0	0.0	0	0.0	0.0	0.0
0330	1	0	1	0	0	0	0		0330	0	0	0	0	1	0	0	0	0	0	0	0	0	0	0	26.1	-	0	0.0	0	0.0	0.0	0.0
0345	2	0	2	0	0	0	0		0345	0	0	0	0	1	0	0	1	0	0	0	0	0	0	0	30.4	-	1	50.0	1	50.0	0.0	0.0
0400	3	0	3	0	0	0	0		0400	0	0	0	1	1	1	0	0	0	0	0	0	0	0	0	29.4	-	1	33.3	0	0.0	0.0	0.0
0415	4	0	2	1	1	0	0		0415	0	0	0	3	2	0	0	0	0	0	0	0	0	0	0	29.2	-	0	0.0	0	0.0	0.0	0.0
0430	2	0	2	0	0	0	0		0430	0	0	0	1	1	0	0	0	0	0	0	0	0	0	0	26.0	-	0	0.0	0	0.0	0.0	0.0
0445	4	0	4	0	0	0	0		0445	0	0	0	1	0	2	0	0	1	0	0	0	0	0	0	33.9	-	3	75.0	1	25.0	1	25.0
0500	2	0	2	0	0	0	0		0500	0	0	0	1	1	0	0	0	0	0	0	0	0	0	0	23.0	-	0	0.0	0	0.0	0.0	0.0
0515	1	0	1	0	0	0	0		0515	0	0	0	0	1	0	0	0	0	0	0	0	0	0	0	29.2	-	0	0.0	0	0.0	0.0	0.0
0530	1	0	1	0	0	0	0		0530	0	0	0	0	1	0	0	0	0	0	0	0	0	0	0	27.1	-	0	0.0	0	0.0	0.0	0.0
0545	1	0	1	0	0	0	0		0545	0	0	0	0	1	0	0	0	0	0	0	0	0	0	0	25.8	-	0	0.0	0	0.0	0.0	0.0
0600	6	0	6	0	0	0	0		0600	0	0	0	0	1	0	0	0	0	0	0	0	0	0	0	25.8	-	1	16.7	0	0.0	0.0	0.0
0615	6	0	6	0	0	0	0		0615	0	0	0	0	4	1	1	0	0	0	0	0	0	0	0	25.1	-	1	16.7	0	0.0	0.0	0.0
0630	13	0	9	2	1	1	0		0630	1	0	1	1	7	2	1	0	0	0	0	0	0	0	0	26.8	33.6	3	23.1	1	7.7	0.0	0.0
0645	13	0	8	2	0	0	0		0645	0	1	2	3	4	1	1	0	0	0	0	0	0	0	0	25.8	33.5	3	15.4	1	7.7	0.0	0.0
0700	17	0	13	5	0	0	0		0700	0	0	1	4	7	4	1	0	0	0	0	0	0	0	0	27.8	34.5	5	29.4	1	5.9	0.0	0.0
0715	20	1	16	3	0	0	0		0715	0	0	0	10	9	1	0	0	0	0	0	0	0	0	0	25.4	28.7	1	5.0	0	0.0	0.0	0.0
0730	32	1	28	3	0	0	0		0730	1	0	3	12	15	1	0	0	0	0	0	0	0	0	0	24.1	28.2	1	3.1	0	0.0	0.0	0.0
0745	35	2	28	0	0	5	0		0745	0	6	3	10	9	6	1	0	0	0	0	0	0	0	0	23.3	30.8	7	20.0	1	2.9	0.0	0.0
0800	41	0	38	2	1	0	0		0800	0	0	4	20	14	3	0	0	0	0	0	0	0	0	0	24.6	28.9	3	7.3	0	0.0	0.0	0.0
0815	48	5	35	5	0	3	0		0815	0	9	11	11	15	2	0	0	0	0	0	0	0	0	0	21.3	27.4	2	4.2	0	0.0	0.0	0.0
0830	55	4	44	6	1	0	0		0830	12	1	12	28	12	1	1	0	0	0	0	0	0	0	0	22.7	26.5	2	3.6	1	1.9	0.0	0.0
0845	63	1	55	6	1	0	0		0845	0	3	14	28	16	1	1	0	0	0	0	0	0	0	0	22.9	27.1	2	3.2	1	1.6	0.0	0.0
0900	58	4	50	4	0	0	0		0900	3	7	8	23	15	2	0	0	0	0	0	0	0	0	0	21.8	26.6	2	3.4	0	0.0	0.0	0.0
0915	60	1	54	3	1	1	0		0915	0	3	7	26	11	3	0	0	0	0	0	0	0	0	0	22.7	26.4	3	5.0	0	0.0	0.0	0.0
0930	95	3	87	3	0	2	0		0930	8	26	22	24	14	1	0	0	0	0	0	0	0	0	0	18.3	25.1	1	1.1	0	0.0	0.0	0.0
0945	111	12	87	10	1	1	0		0945	11	28	48	18	5	1	0	0	0	0	0	0	0	0	0	16.7	21.2	1	0.9	0	0.0	0.0	0.0
1000	120	3	112	5	0	0	0		1000	3	47	38	24	8	0	0	0	0	0	0	0	0	0	0	16.8	22.2	0	0.0	0	0.0	0.0	0.0
1015	120	2	104	12	1	1	0		1015	6	33	49	24	8	0	0	0	0	0	0	0	0	0	0	17.5	22.0	0	0.0	0	0.0	0.0	0.0
1030	132	5	118	4	2	3	0		1030	11	25	49	33	12	2	0	0	0	0	0	0	0	0	0	18.2	23.5	2	1.5	0	0.0	0.0	0.0
1045	127	3	119	5	0	0	0		1045	9	23	43	40	12	0	0	0	0	0	0	0	0	0	0	18.3	23.6	0	0.0	0	0.0	0.0	0.0
1100	120	2	115	3	3	0	0		1100	26	42	35	12	5	0	0	0	0	0	0	0	0	0	0	14.3	19.8	0	0.0	0	0.0	0.0	0.0
1115	117	0	114	3	0	0	0		1115	7	43	32	30	4	1	0	0	0	0	0	0	0	0	0	16.7	22.4	1	0.9	0	0.0	0.0	0.0
1130	141	3	129	4	0	4	1		1130	36	50	41	12	2	0	0	0	0	0	0	0	0	0	0	13.5	17.4	0	0.0	0	0.0	0.0	0.0
1145	138	1	129	1	2	6	1		1145	36	37	37	6	2	0	0	0	0	0	0	0	0	0	0	13.8	17.2	0	0.0	0	0.0	0.0	0.0
1200	139	3	129	6	1	0	0		1200	17	49	58	10	3	2	0	0	0	0	0	0	0	0	0	15.6	19.8	2	1.4	0	0.0	0.0	0.0
1215	138	3	127	4	1	3	0		1215	17	64	35	17	5	0	0	0	0	0	0	0	0	0	0	14.7	20.1	0	0.0	0	0.0	0.0	0.0
1230	131	2	124	0	2	3	0		1230	20	64	32	13	2	0	0	0	0	0	0	0	0	0	0	14.5	19.3	0	0.0	0	0.0	0.0	0.0
1245	130	0	125	4	0	1	0		1245	17	46	39	22	6	0	0	0	0	0	0	0	0	0	0	15.8	21.2	0	0.0	0	0.0	0.0	0.0
1300	139	2	132	3	0	2	0		1300	12	49	50	22	5	1	0	0	0	0	0	0	0	0	0	15.9	20.9	1	0.7	0	0.0	0.0	0.0
1315	128	1	120	4	1	2	0		1315	29	68	26	6	3	0	0	0	0	0	0	0	0	0	0	13.3	17.0	0	0.0	0	0.0	0.0	0.0
1330	125	0	117	8	0	0	0		1330	6																						

Mon 15 Jul

Table with columns: DAY 7, Total, Cls 1-6, Fxd, Time, Vbin 10-100, Mean, Vsp 85, IPLS% 30, and multiple sub-columns for IPLS% (35, 40, 45, 50, 55, 60, 65, 70, 75, 80, 85, 90, 95, 100). Rows represent various data points from 0000 to 2345 and summary rows for 0700-1900, 0600-0000, and 0000-0000.

PROJECT 40187 Bideford, Devon
SITE CODE 40187-006
LOCATION Abbotsham Access Road

START DATE Tue 09 Jul, 2024
END DATE Mon 15 Jul, 2024 (inc.)
SPEED LIMIT 40mph
SURVEY TYPE 7-day ATC, 15min periods, 6 veh. classes



ATC SUMMARY REPORT

7-DAY AUTOMATIC TRAFFIC COUNT

A 7-day automatic traffic count on Abbotsham Access Road, commencing Tue 09 Jul 2024, recorded a total of 11,039 vehicles. The posted speed limit of 40mph was exceeded by 1.3% of vehicles, and the seasonally adjusted, combined AADT value is 1,646 (see 'Equipment & methodology' below).

The combined summary on the left shows the total volumes, average speeds, AADT and 85%iles recorded in both directions from all the recorded data, plus the Mon-Fri peak periods. Speeding vehicles are defined as those travelling 41mph and above.

The summaries below provide directionalised details including speeding percentages and weekday daytime details.

SUMMARY

COMBINED NORTH- & SOUTHBOUND

Total recorded volume	11,039
Avg daily volume (based on 7 days)	1,577.0
Average daily speed (7 days)	28.5mph
Average daily 85%ile (7 days)	32.4mph
AAADT (annual average daily traffic)	1,645.6
AAWT (annual average weekday traffic)	1,730.2
Avg weekday volume (Mon-Fri, 24hrs)	1,651.8
Avg weekday speed (Mon-Fri, 24hrs)	28.4mph
Avg 12hr weekday volume (Mon-Fri, 0700-1900)	1,478.0
Avg 12hr weekday speed (Mon-Fri, 0700-1900)	28.3mph

NORTHBOUND

Total recorded volume	5,026
Avg daily volume (based on 7 days)	718.0
Average daily speed (7 days)	30.1mph
Average daily 85%ile (7 days)	34.3mph
% of vehicles exceeding 40mph	2.4%
Avg weekday volume (Mon-Fri, 24hrs)	738.6
Avg weekday speed (Mon-Fri, 24hrs)	30.0mph
Avg 12hr weekday volume (Mon-Fri, 0700-1900)	653.8
Avg 12hr weekday speed (Mon-Fri, 0700-1900)	29.9mph
Avg 12hr weekday 85%ile (Mon-Fri, 0700-1900)	33.9mph
AM avg peak vol period (Mon-Fri)	11:45 to 12:00
PM avg peak vol period (Mon-Fri)	15:00 to 15:15

SOUTHBOUND

Total recorded volume	6,013
Avg daily volume (based on 7 days)	859.0
Average daily speed (7 days)	26.9mph
Average daily 85%ile (7 days)	30.6mph
% of vehicles exceeding 40mph	0.2%
Avg weekday volume (Mon-Fri, 24hrs)	913.2
Avg weekday speed (Mon-Fri, 24hrs)	26.7mph
Avg 12hr weekday volume (Mon-Fri, 0700-1900)	824.2
Avg 12hr weekday speed (Mon-Fri, 0700-1900)	26.7mph
Avg 12hr weekday 85%ile (Mon-Fri, 0700-1900)	30.4mph
AM avg peak vol period (Mon-Fri)	08:45 to 09:00
PM avg peak vol period (Mon-Fri)	15:30 to 15:45

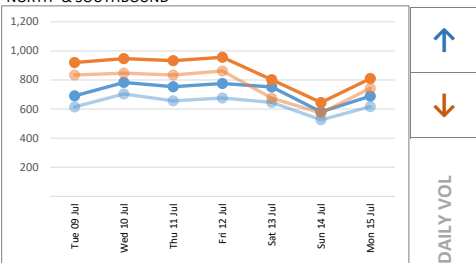
SITE LOCATION



LOCATION	Abbotsham Access Road
DATES	Tue 09 Jul to Mon 15 Jul inc.
LAT / LNG	51° 0'33.74"N, 4°15'6.37"W
PSL	40mph
DIRECTION 1	↑ Northbound
DIRECTION 2	↓ Southbound

DAILY VOLUMES

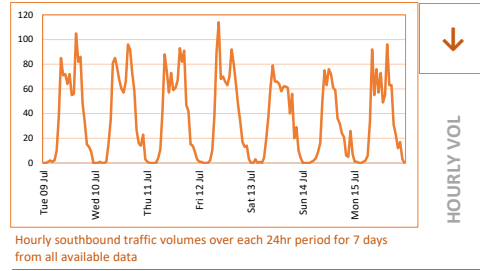
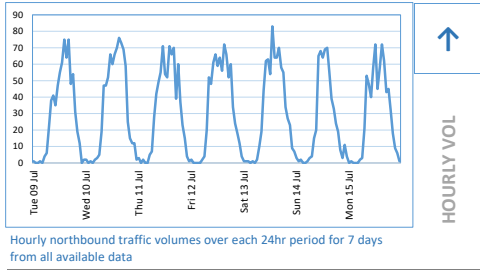
NORTH- & SOUTHBOUND



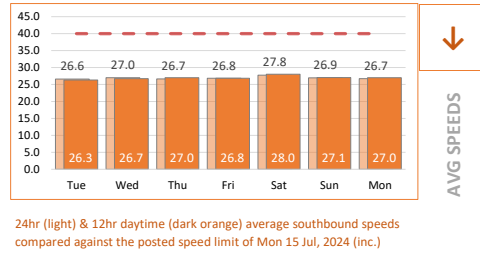
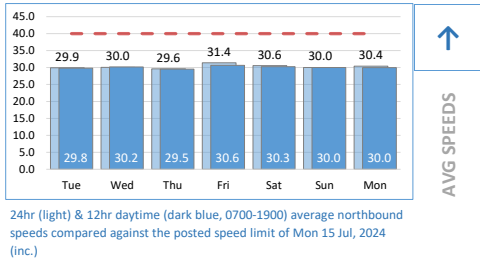
Total 24hr northbound (solid, dark blue) and southbound (solid, dark orange) traffic volumes, with light blue and orange representing 12hr volumes (0700-1900), over 7 consecutive days from all available data.

As can be expected, the lowest 24hr volumes were recorded on the Sunday, whilst the highest was on the Friday.

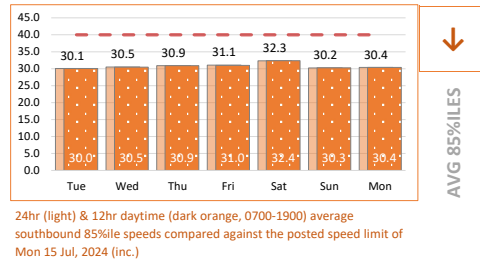
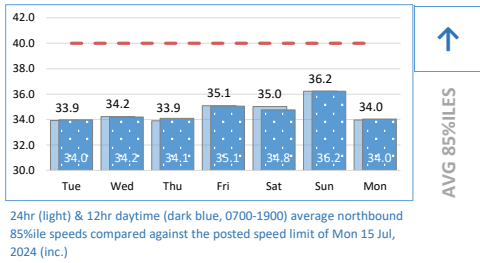
HOURLY VOLUMES



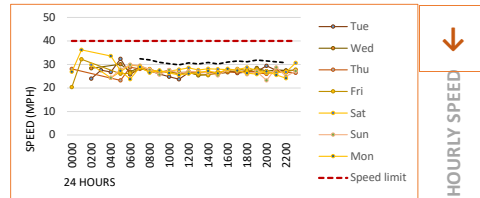
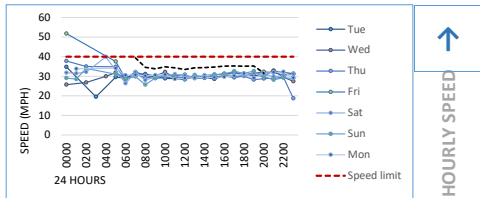
24hr & 12hr AVG SPEEDS



24hr & 12hr 85%ile SPEEDS

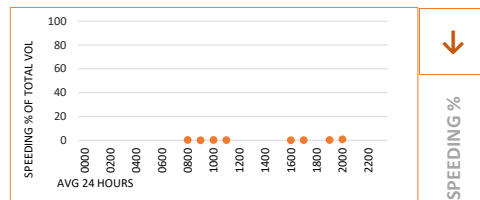
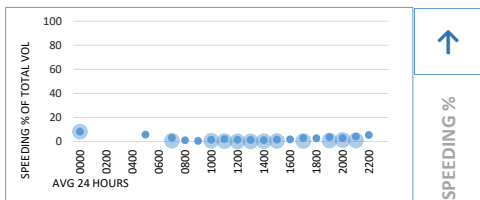


HOURLY SPEEDS



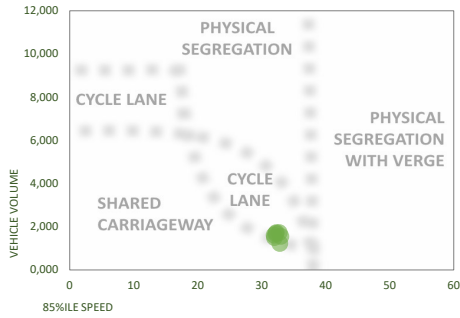
The peak northbound daytime speed was 37.7mph at 07:30 on Fri 12 Jul, whilst the peak southbound speed was 35.6mph at 08:00 on Sun 14 Jul (based on 15min averages between 0700 & 1900).

SPEEDING % EXCEEDING 40mph



7-day average percentages of vehicles exceeding the posted speed limit each hour. The small, darker dots represent the percentage travelling between 40 and 45mph, whilst the larger markers represent those at 46mph and above. A high proportion of larger dots may indicate a potential speeding issue.

CYCLE PROVISION



The cycle provision diagram compares total daily traffic flow (vertical axis) against the average daily 85%ile speed (horizontal axis) to demonstrate cyclist and vulnerable user considerations.

The guidelines are based on the Sustrans Design Manual (Apr 2014); Understanding User Needs, part 2.

Valid 85%iles are required to plot the graph.

5-DAY AVERAGE CLASSES

NORTHBOUND WEEKDAY AVG

TIME	MOTOR CYCLES	CAR	LGV	OGV1	OGV2	TOTAL
0000	0.0	1.6	0.0	0.0	0.0	1.6
0100	0.0	0.2	0.0	0.0	0.0	0.2
0200	0.0	0.6	0.0	0.0	0.0	0.6
0300	0.0	0.0	0.2	0.0	0.0	0.2
0400	0.0	0.2	0.2	0.0	0.0	0.4
0500	0.6	2.0	0.6	0.0	0.0	3.2
0600	0.0	4.2	0.6	0.2	0.0	5.0
0700	0.0	18.6	2.0	1.4	0.0	22.0
0800	0.0	39.0	4.8	2.6	0.0	46.4
0900	1.0	40.6	3.6	1.4	0.0	46.6
1000	1.0	44.0	3.2	0.4	0.0	48.6
1100	1.2	53.2	4.8	2.2	0.2	61.6
1200	0.8	52.8	5.4	1.0	0.0	60.0
1300	0.4	50.8	4.6	1.2	0.2	57.2
1400	0.6	58.0	6.2	0.6	0.6	66.0
1500	2.0	60.6	5.0	2.4	0.0	70.0
1600	0.6	64.2	4.0	0.4	0.0	69.2
1700	1.4	45.0	3.2	0.6	0.0	50.2
1800	1.0	50.4	3.6	0.6	0.0	55.6
1900	0.4	27.6	2.2	1.6	0.0	31.8
2000	0.2	18.0	1.6	0.0	0.0	19.8
2100	0.0	12.4	0.6	0.2	0.0	13.2
2200	0.0	6.4	0.4	0.0	0.0	6.8
2300	0.0	2.0	0.0	0.0	0.0	2.0
12hr TTL	10.0	577.2	50.4	14.8	1.0	653.4
24hr TTL	11.2	652.4	56.8	16.8	1.0	738.2
	2%	88%	8%	2%	0%	

SOUTHBOUND WEEKDAY AVG

TIME	MOTOR CYCLES	CAR	LGV	OGV1	OGV2	TOTAL
0000	0.0	0.6	0.0	0.0	0.0	0.6
0100	0.0	0.4	0.0	0.0	0.0	0.4
0200	0.0	0.4	0.0	0.0	0.0	0.4
0300	0.0	0.0	0.4	0.0	0.0	0.4
0400	0.0	0.4	0.0	0.0	0.0	0.4
0500	0.6	1.4	0.2	0.0	0.0	2.2
0600	0.0	8.6	0.6	1.2	0.0	10.4
0700	0.4	30.0	4.4	2.6	0.0	37.4
0800	0.6	69.6	13.6	3.0	0.2	87.0
0900	0.4	67.0	10.6	1.6	0.0	79.6
1000	0.6	60.0	7.8	1.6	0.0	70.0
1100	1.0	56.6	6.8	1.6	0.2	66.2
1200	0.4	56.2	7.2	1.4	0.4	65.6
1300	0.4	46.8	7.6	1.8	0.2	56.8
1400	0.2	51.8	8.4	1.2	0.6	62.2
1500	1.0	79.4	12.6	2.6	0.4	96.0
1600	1.0	69.8	8.6	0.2	0.2	79.8
1700	0.8	65.6	8.0	0.8	0.0	75.2
1800	0.4	39.8	4.6	1.4	0.0	46.2
1900	0.2	28.0	3.2	0.0	0.2	31.6
2000	0.0	13.2	1.8	0.0	0.0	15.0
2100	0.0	13.0	1.2	0.0	0.0	14.2
2200	0.4	9.8	1.4	0.0	0.0	11.6
2300	0.0	1.2	0.6	0.0	0.0	1.8
12hr TTL	7.2	692.6	100.2	19.8	2.2	822.0
24hr TTL	8.4	769.6	109.6	21.0	2.4	911.0
	1%	84%	12%	2%	0%	

Average weekday northbound and southbound volumes by class (condensed to the AQMA scheme), including 12hr totals for 0700-1900 and overall average percentages. Calculated from all available data over 5 weekdays. See 'Equipment & Methodology' below for accuracy details.

METHODOLOGY

Equipment & methodology

Automatic traffic counts are undertaken using a pair of pneumatic tubes installed securely across the carriageway, one metre apart, recording air pulses to determine vehicle speed, class and volume. The ATC equipment generally remains in place for a consecutive seven day period, and the data analysed post-survey.

In queuing conditions, the accuracy of ATC recording equipment may reduce as follows;

- 20 – 30mph: potential reduction of 9% accuracy in volume values
- 10 – 20mph: potential reduction of 26% accuracy in volume values
- 00 – 10mph: potential reduction of 39% accuracy in volume values

These figures are based on multiple ATC results compared against accepted reference values from resilient manual counts.

Weather & environmental

Inclement conditions during winter months or outbreaks of unseasonable weather may affect survey data collection. This can result in distorted traffic flows or unusable data and should be considered prior to survey approval. Although forecast checks are made prior to the survey commencing, Advanced Transport Research cannot be held responsible for the forecast accuracy.

CLASS	ABBREV.	DESCRIPTION	AXLES	LENGTH
1	MC	Motorcycle	2	Up to 1.7m
2	Cars	Cars, taxis, 4WD	2	1.7 to 3.2m
3	LGV	Light goods vehicles	2 or 3	2.1 to 3.2m
4	OGV1	Other goods vehicles class 1	2 or 3	2.1 to 3.2m
5	OGV2	Other goods vehicles class 2	4	2.1 to 3.2m
6	PSV	Public service vehicles	2 or 3	2.1 to 3.2m

Equipment damage, failure & calculations

Although checked intermittently the equipment remains unmanned for much of the duration of the survey, and can potentially be interfered with, vandalised, damaged or stolen and Advanced Transport Research cannot be held responsible for any periods where data has not been captured.

16hr AADTs are calculated using the seasonal COBA methodology; DMRB Vol. 13, Pt 4: Traffic Flow Input To COBA.

Roadworks & events

Where possible, roadworks checks are made 7 days before the survey commences. Additionally, influencing major local events are also monitored, covering the immediate vicinity of the surveys and any routes likely to affect the outcome of the survey.

Vehicle classifications

Vehicles recorded by the ATC are placed into one of six classes (bins) based on axle spacing and pattern. This scheme is based on the COBA Chapter 8 (Vol 13, Sec 1) classifications.

Under adverse conditions the accuracy of ATC classifications will deteriorate and an appropriate link count should be used for validation.

Disclaimer

Although every attempt is made to achieve accuracy, Advanced Transport Research may not be held liable for errors of fact or interpretation.

DIR 1

PROJECT 40187 Bideford, Devon
SITE 40187-006
LOCATION ABBOTSHAM ACCESS ROAD
DIRECTION NORTHBOUND ↑
PSL 40mph

ALL VEHICLES
Motorcycles
Cars, taxis, 4WD
LGV
OGv1
OGv2
PSV

0-10 mph
10-15 mph
15-20 mph
20-25 mph
25-30 mph
30-35 mph
35-40 mph
40-45 mph
45-50 mph
50-60 mph
60-70 mph
70-80 mph
80-90 mph
90-100 mph
AVG SPD
85%ile
PSL SPEEDING
PSL% SPEEDING
ACPO SPEEDING
ACPO% SPEEDING
DIT SPEEDING
DIT% SPEEDING

Table with columns for Day 1 (Tue 09 Jul), Time, and various speed classes (SP01-SP14, AVG, 85%ile, PSL, PSL%, ACPO, ACPO%, DIT, DIT%). Rows represent time intervals from 0000 to 2345.

Summary table for 0700-1900, 0600-2200, 0600-0000, and 0000-0000, showing totals for various speed classes and metrics.

DAY 2	Total						Fix1	Time [--]	Vbin										Mean	Vpp 85	JPSL 40	JPSLM 40	JSL1 ACPO	JSLM ACPO	JSL2 DFT	JSLM DFT					
	1	2	3	4	5	6			10	15	20	25	30	35	40	45	50	60									70	80	90	100	
0000	1	0	1	0	0	0	0	0000	0	0	0	0	1	0	0	0	0	0	0	0	0	0	26.3	-	0	0.0	0.0	0.0	0.0		
0001	1	0	1	0	0	0	0	0015	0	0	0	0	1	0	0	0	0	0	0	0	0	0	25.1	-	0	0.0	0.0	0.0	0.0		
0030	0	0	0	0	0	0	0	0030	0	0	0	0	0	0	0	0	0	0	0	0	0	0	0	-	0	0.0	0.0	0.0	0.0		
0045	0	0	0	0	0	0	0	0045	0	0	0	0	0	0	0	0	0	0	0	0	0	0	0	-	0	0.0	0.0	0.0	0.0		
0100	0	0	0	0	0	0	0	0100	0	0	0	0	0	0	0	0	0	0	0	0	0	0	0	-	0	0.0	0.0	0.0	0.0		
0115	0	0	0	0	0	0	0	0115	0	0	0	0	0	0	0	0	0	0	0	0	0	0	0	-	0	0.0	0.0	0.0	0.0		
0130	0	0	0	0	0	0	0	0130	0	0	0	0	0	0	0	0	0	0	0	0	0	0	0	-	0	0.0	0.0	0.0	0.0		
0145	0	0	0	0	0	0	0	0145	0	0	0	0	0	0	0	0	0	0	0	0	0	0	0	-	0	0.0	0.0	0.0	0.0		
0200	0	0	0	0	0	0	0	0200	0	0	0	0	0	0	0	0	0	0	0	0	0	0	0	-	0	0.0	0.0	0.0	0.0		
0215	0	0	0	0	0	0	0	0215	0	0	0	0	0	0	0	0	0	0	0	0	0	0	0	-	0	0.0	0.0	0.0	0.0		
0230	1	0	1	0	0	0	0	0230	0	0	0	0	1	0	0	0	0	0	0	0	0	0	0	26.8	-	0	0.0	0.0	0.0	0.0	
0245	0	0	0	0	0	0	0	0245	0	0	0	0	0	0	0	0	0	0	0	0	0	0	0	-	0	0.0	0.0	0.0	0.0		
0300	0	0	0	0	0	0	0	0300	0	0	0	0	0	0	0	0	0	0	0	0	0	0	0	-	0	0.0	0.0	0.0	0.0		
0315	0	0	0	0	0	0	0	0315	0	0	0	0	0	0	0	0	0	0	0	0	0	0	0	-	0	0.0	0.0	0.0	0.0		
0330	0	0	0	0	0	0	0	0330	0	0	0	0	0	0	0	0	0	0	0	0	0	0	0	-	0	0.0	0.0	0.0	0.0		
0345	0	0	0	0	0	0	0	0345	0	0	0	0	0	0	0	0	0	0	0	0	0	0	0	-	0	0.0	0.0	0.0	0.0		
0400	0	0	0	0	0	0	0	0400	0	0	0	0	0	0	0	0	0	0	0	0	0	0	0	-	0	0.0	0.0	0.0	0.0		
0415	0	0	0	0	0	0	0	0415	0	0	0	0	0	0	0	0	0	0	0	0	0	0	0	-	0	0.0	0.0	0.0	0.0		
0430	0	0	0	0	0	0	0	0430	0	0	0	0	0	0	0	0	0	0	0	0	0	0	0	-	0	0.0	0.0	0.0	0.0		
0445	2	0	1	1	0	0	0	0445	0	0	0	0	1	1	0	0	0	0	0	0	0	0	0	30.0	-	0	0.0	0.0	0.0	0.0	
0500	0	0	0	0	0	0	0	0500	0	0	0	0	0	0	0	0	0	0	0	0	0	0	0	-	0	0.0	0.0	0.0	0.0		
0515	0	0	0	0	0	0	0	0515	0	0	0	0	0	0	0	0	0	0	0	0	0	0	0	-	0	0.0	0.0	0.0	0.0		
0530	1	0	1	0	0	0	0	0530	0	0	0	0	1	0	0	0	0	0	0	0	0	0	0	29.7	-	0	0.0	0.0	0.0	0.0	
0545	2	0	1	2	0	0	0	0545	0	0	0	0	2	0	0	0	0	0	0	0	0	0	0	29.0	-	0	0.0	0.0	0.0	0.0	
0600	1	0	1	0	0	0	0	0600	0	0	0	0	0	0	0	0	0	0	0	0	0	0	0	29.3	-	0	0.0	0.0	0.0	0.0	
0615	1	0	1	0	0	0	0	0615	0	0	0	0	1	0	0	0	0	0	0	0	0	0	0	29.3	-	0	0.0	0.0	0.0	0.0	
0630	3	0	2	0	1	0	0	0630	0	0	0	0	2	1	0	0	0	0	0	0	0	0	0	28.7	-	0	0.0	0.0	0.0	0.0	
0645	0	0	0	0	0	0	0	0645	0	0	0	0	0	0	0	0	0	0	0	0	0	0	0	28.7	-	0	0.0	0.0	0.0	0.0	
0700	0	0	0	0	0	0	0	0700	0	0	0	0	0	0	0	0	0	0	0	0	0	0	0	28.7	-	0	0.0	0.0	0.0	0.0	
0715	5	0	5	0	0	0	0	0715	0	0	0	0	1	0	3	1	0	0	0	0	0	0	0	31.3	-	1	0.0	0.0	0.0	0.0	
0730	4	0	3	1	0	0	0	0730	0	0	0	0	3	1	0	0	0	0	0	0	0	0	0	29.7	-	0	0.0	0.0	0.0	0.0	
0745	6	0	4	1	1	0	0	0745	0	0	0	0	1	4	1	0	0	0	0	0	0	0	0	28.7	-	0	0.0	0.0	0.0	0.0	
0800	6	0	4	1	1	0	0	0800	0	0	0	0	2	3	1	0	0	0	0	0	0	0	0	31.8	-	0	0.0	0.0	0.0	0.0	
0815	11	0	10	1	0	0	0	0815	0	0	0	0	1	5	3	2	0	0	0	0	0	0	0	31.0	36.3	0	0.0	0.0	0.0	0.0	
0830	19	0	18	1	0	0	0	0830	0	0	0	0	7	11	1	0	0	0	0	0	0	0	0	31.0	34.0	0	0.0	0.0	0.0	0.0	
0845	11	0	9	1	1	0	0	0845	0	0	0	0	4	5	2	0	0	0	0	0	0	0	0	31.2	35.5	0	0.0	0.0	0.0	0.0	
0900	13	0	12	0	1	0	0	0900	0	0	0	0	5	6	2	0	0	0	0	0	0	0	0	32.0	36.2	0	0.0	0.0	0.0	0.0	
0915	11	0	9	1	1	0	0	0915	0	0	0	0	6	4	1	0	0	0	0	0	0	0	0	30.4	35.0	0	0.0	0.0	0.0	0.0	
0930	6	0	5	1	0	0	0	0930	0	0	0	0	2	2	0	0	0	0	0	0	0	0	0	28.2	-	0	0.0	0.0	0.0	0.0	
0945	17	0	15	1	1	0	0	0945	0	0	0	0	1	11	4	0	1	0	0	0	0	0	0	29.2	32.2	1	5.9	0.0	0.0	0.0	0.0
1000	14	0	13	1	0	0	0	1000	0	0	0	0	2	9	3	0	0	0	0	0	0	0	0	33.0	37.9	0	0.0	0.0	0.0	0.0	
1015	11	0	10	1	0	0	0	1015	0	0	0	0	4	5	2	0	0	0	0	0	0	0	0	31.3	35.5	0	0.0	0.0	0.0	0.0	
1030	9	0	8	1	0	0	0	1030	0	0	0	0	1	2	3	1	0	0	0	0	0	0	0	32.5	-	1	11.1	0.0	0.0	0.0	0.0
1045	18	0	16	1	1	0	0	1045	0	0	0	0	6	8	3	1	0	0	0	0	0	0	0	31.9	37.0	1	5.6	0.0	0.0	0.0	0.0
1100	18	0	16	1	1	0	0	1100	0	0	0	0	7	8	2	0	0	0	0	0	0	0	0	29.7	32.8	0	0.0	0.0	0.0	0.0	0.0
1115	17	0	17	0	0	0	0	1115	0	0	0	0	1	9	5	2	0	0	0	0	0	0	0	29.4	33.7	0	0.0	0.0	0.0	0.0	0.0
1130	15	0	13	1	1	0	0	1130	0	0	0	0	3	10	1	1	0	0	0	0	0	0	0	27.9	30.5	0	0.0	0.0	0.0	0.0	0.0
1145	16	0	16	0	0	0	0	1145	0	0	0	0	6	5	1	0	0	0	0	0	0	0	0	29.8	33.5	0	0.0	0.0	0.0	0.0	0.0
1200	12	0	11	1	0	0	0	1200	0	0	0	0	1	6	5	0	0	0	0	0	0	0	0	28.8	31.7	0	0.0	0.0	0.0	0.0	0.0
1215	21	0	19	0	2	0	0	1215	0	0	0	0	1	2	9	8	1	0	0	0	0	0	0	28.7	31.6	0	0.0	0.0	0.0	0.0	0.0
1230	16	0	16	0	0	0	0	1230	0	0	0	0	6	8	2	0	0	0	0	0	0	0	0	30.7	34.7	0	0.0	0.0	0.0	0.0	0.0
1245	11	0	9	2	0	0	0	1245	0	0	0	0	4	5	2	0	0	0	0	0	0	0	0	29.6	35.4	1	9.1	0.0	0.0	0.0	0.0
1300	12	0	12	0	0	0	0	1300	0	0	0	0	1	7	4	0	0	0	0	0	0	0	0	28.8	33.3	0	0.0	0.0	0.0	0.0	0.0
1315	25	0	24	0	1	0	0	1315	0	0	0	0	2	9	10	4	0	0	0	0	0	0	0	30.6	35.9	0	0.0	0.0	0.0	0.0	0.0
1330	10	0	9	1	0	0	0	1330	0	0	0	0	1	7	2	0	0	0	0	0	0	0	0	28.1	-	0	0.0	0.0	0.0	0.0	0.0
1345	19	0	16	3	0	0	0	1345	0	0	0	0	3	9	6	1	0	0	0	0	0	0	0	28.6	32.8	0	0.0	0.0	0.0	0.0	0.0
1400	15	0	14	1	0	0	0	1400	0	0	0	1	6	6	1	1	0	0	0	0	0	0	0	30.1	34.7	1	6.7	0.0	0.0	0.0	0.0
1415	16	0	15	1	0	0	0	1415	0																						

Thu 11 Jul

DAY 3

	Total	Cl	Cl	Cl	Cl	Cl	Cl	Fxd	Time	Vbin	Vbin	Vbin	Vbin	Vbin	Vbin	Vbin	Vbin	Vbin	Vbin	Vbin	Vbin	Vbin	Mean	Vsp	IPSL	ISL	ISL	ISL	ISL					
		1	2	3	4	5	6		[--	10	15	20	25	30	35	40	45	50	60	70	80	90	100	85	40	46	55	55						
										10	15	20	25	30	35	40	45	50	60	70	80	90			40	46	55	55						
0000	0	0	0	0	0	0	0	0	0000	0	0	0	0	0	0	0	0	0	0	0	0	0	0	0	0	0	0	0	0	0	0	0		
0015	2	0	2	0	0	0	0	0	0015	0	0	0	0	0	2	0	0	0	0	0	0	0	0	38.0	0	0.0	0.0	0.0	0.0	0.0	0.0	0.0	0.0	
0030	0	0	0	0	0	0	0	0	0030	0	0	0	0	0	0	0	0	0	0	0	0	0	0	0	0	0.0	0.0	0.0	0.0	0.0	0.0	0.0	0.0	
0045	1	0	1	0	0	0	0	0	0045	0	0	0	0	0	0	0	0	0	0	0	0	0	0	37.4	0	0.0	0.0	0.0	0.0	0.0	0.0	0.0	0.0	
0100	0	0	0	0	0	0	0	0	0100	0	0	0	0	0	0	0	0	0	0	0	0	0	0	0	0	0.0	0.0	0.0	0.0	0.0	0.0	0.0	0.0	
0115	0	0	0	0	0	0	0	0	0115	0	0	0	0	0	0	0	0	0	0	0	0	0	0	0	0	0.0	0.0	0.0	0.0	0.0	0.0	0.0	0.0	
0130	0	0	0	0	0	0	0	0	0130	0	0	0	0	0	0	0	0	0	0	0	0	0	0	0	0	0.0	0.0	0.0	0.0	0.0	0.0	0.0	0.0	
0145	0	0	0	0	0	0	0	0	0145	0	0	0	0	0	0	0	0	0	0	0	0	0	0	0	0	0.0	0.0	0.0	0.0	0.0	0.0	0.0	0.0	
0200	0	0	0	0	0	0	0	0	0200	0	0	0	0	0	0	0	0	0	0	0	0	0	0	0	0	0.0	0.0	0.0	0.0	0.0	0.0	0.0	0.0	
0215	0	0	0	0	0	0	0	0	0215	0	0	0	0	0	0	0	0	0	0	0	0	0	0	0	0	0.0	0.0	0.0	0.0	0.0	0.0	0.0	0.0	
0230	2	0	2	0	0	0	0	0	0230	0	0	0	0	0	1	0	0	0	0	0	0	0	0	35.0	0	0.0	0.0	0.0	0.0	0.0	0.0	0.0	0.0	
0245	0	0	0	0	0	0	0	0	0245	0	0	0	0	0	0	0	0	0	0	0	0	0	0	0	0	0.0	0.0	0.0	0.0	0.0	0.0	0.0	0.0	
0300	0	0	0	0	0	0	0	0	0300	0	0	0	0	0	0	0	0	0	0	0	0	0	0	0	0	0.0	0.0	0.0	0.0	0.0	0.0	0.0	0.0	
0315	0	0	0	0	0	0	0	0	0315	0	0	0	0	0	0	0	0	0	0	0	0	0	0	0	0	0.0	0.0	0.0	0.0	0.0	0.0	0.0	0.0	
0330	0	0	0	0	0	0	0	0	0330	0	0	0	0	0	0	0	0	0	0	0	0	0	0	0	0	0.0	0.0	0.0	0.0	0.0	0.0	0.0	0.0	
0345	0	0	0	0	0	0	0	0	0345	0	0	0	0	0	0	0	0	0	0	0	0	0	0	0	0	0.0	0.0	0.0	0.0	0.0	0.0	0.0	0.0	
0400	0	0	0	0	0	0	0	0	0400	0	0	0	0	0	0	0	0	0	0	0	0	0	0	0	0	0.0	0.0	0.0	0.0	0.0	0.0	0.0	0.0	
0415	0	0	0	0	0	0	0	0	0415	0	0	0	0	0	0	0	0	0	0	0	0	0	0	0	0	0.0	0.0	0.0	0.0	0.0	0.0	0.0	0.0	
0430	0	0	0	0	0	0	0	0	0430	0	0	0	0	0	0	0	0	0	0	0	0	0	0	0	0	0.0	0.0	0.0	0.0	0.0	0.0	0.0	0.0	
0445	0	0	0	0	0	0	0	0	0445	0	0	0	0	0	0	0	0	0	0	0	0	0	0	0	0	0.0	0.0	0.0	0.0	0.0	0.0	0.0	0.0	
0500	0	0	0	0	0	0	0	0	0500	0	0	0	0	0	0	0	0	0	0	0	0	0	0	0	0	0.0	0.0	0.0	0.0	0.0	0.0	0.0	0.0	
0515	2	0	1	1	0	0	0	0	0515	0	0	0	0	0	1	1	0	0	0	0	0	0	0	0	35.5	0	0.0	0.0	0.0	0.0	0.0	0.0	0.0	0.0
0530	2	1	1	0	0	0	0	0	0530	0	0	0	0	0	2	0	0	0	0	0	0	0	0	0	36.8	0	0.0	0.0	0.0	0.0	0.0	0.0	0.0	0.0
0545	1	0	1	0	0	0	0	0	0545	0	0	0	0	1	0	0	0	0	0	0	0	0	0	0	28.2	0	0.0	0.0	0.0	0.0	0.0	0.0	0.0	0.0
0600	1	0	1	0	0	0	0	0	0600	0	0	0	0	0	0	0	0	0	0	0	0	0	0	0	0	0.0	0.0	0.0	0.0	0.0	0.0	0.0	0.0	
0615	1	0	1	0	0	0	0	0	0615	0	0	1	0	0	0	0	0	0	0	0	0	0	0	0	18.7	0	0.0	0.0	0.0	0.0	0.0	0.0	0.0	0.0
0630	1	0	1	0	0	0	0	0	0630	0	0	0	0	0	1	0	0	0	0	0	0	0	0	0	35.1	0	0.0	0.0	0.0	0.0	0.0	0.0	0.0	0.0
0645	4	0	3	1	0	0	0	0	0645	0	0	0	0	3	1	0	0	0	0	0	0	0	0	0	29.5	0	0.0	0.0	0.0	0.0	0.0	0.0	0.0	0.0
0700	2	0	1	0	1	0	0	0	0700	0	0	0	0	0	2	0	0	0	0	0	0	0	0	0	31.2	0	0.0	0.0	0.0	0.0	0.0	0.0	0.0	0.0
0715	7	0	3	3	1	0	0	0	0715	0	0	0	0	4	2	1	0	0	0	0	0	0	0	0	30.1	0	0.0	0.0	0.0	0.0	0.0	0.0	0.0	0.0
0730	8	0	7	0	1	0	0	0	0730	0	0	0	1	2	3	2	0	0	0	0	0	0	0	0	31.5	0	0.0	0.0	0.0	0.0	0.0	0.0	0.0	0.0
0745	11	0	10	0	1	0	0	0	0745	0	0	0	2	3	4	1	1	0	0	0	0	0	0	0	31.0	39.4	1	9.1	0.0	0.0	0.0	0.0	0.0	0.0
0800	7	0	6	0	1	0	0	0	0800	0	0	0	0	5	2	0	0	0	0	0	0	0	0	0	28.4	0	0.0	0.0	0.0	0.0	0.0	0.0	0.0	0.0
0815	9	0	6	0	1	0	0	0	0815	0	0	0	1	4	4	0	0	0	0	0	0	0	0	0	29.2	0	0.0	0.0	0.0	0.0	0.0	0.0	0.0	0.0
0830	18	0	16	2	0	0	0	0	0830	0	0	0	1	5	10	1	0	0	0	0	0	0	0	0	29.9	33.8	0	0.0	0.0	0.0	0.0	0.0	0.0	0.0
0845	8	0	7	1	0	0	0	0	0845	0	0	0	0	5	3	0	0	0	0	0	0	0	0	0	29.9	0	0.0	0.0	0.0	0.0	0.0	0.0	0.0	0.0
0900	10	0	8	2	0	0	0	0	0900	0	0	0	1	6	2	1	0	0	0	0	0	0	0	0	29.4	0	0.0	0.0	0.0	0.0	0.0	0.0	0.0	0.0
0915	13	0	12	0	1	0	0	0	0915	0	0	0	1	4	8	0	0	0	0	0	0	0	0	0	30.1	33.2	0	0.0	0.0	0.0	0.0	0.0	0.0	0.0
0930	8	2	5	1	0	0	0	0	0930	1	0	2	0	1	3	1	0	0	0	0	0	0	0	0	25.1	0	0.0	0.0	0.0	0.0	0.0	0.0	0.0	0.0
0945	18	0	15	3	0	0	0	0	0945	0	0	0	1	10	6	1	0	0	0	0	0	0	0	0	29.5	31.8	0	0.0	0.0	0.0	0.0	0.0	0.0	0.0
1000	9	0	9	0	0	0	0	0	1000	0	0	0	0	7	2	0	0	0	0	0	0	0	0	0	28.8	0	0.0	0.0	0.0	0.0	0.0	0.0	0.0	0.0
1015	14	1	12	1	0	0	0	0	1015	0	1	0	1	5	6	1	0	0	0	0	0	0	0	0	28.7	33.1	0	0.0	0.0	0.0	0.0	0.0	0.0	0.0
1030	17	0	15	1	1	0	0	0	1030	0	0	0	1	7	8	0	0	0	0	0	0	0	0	0	30.2	32.3	1	5.9	0.0	0.0	0.0	0.0	0.0	0.0
1045	15	1	14	0	0	0	0	0	1045	0	1	0	0	4	3	4	0	0	0	0	0	0	0	0	29.2	36.6	0	0.0	0.0	0.0	0.0	0.0	0.0	0.0
1100	18	0	15	2	2	0	0	0	1100	0	0	0	2	6	5	2	0	0	0	0	0	0	0	0	29.2	34.8	0	0.0	0.0	0.0	0.0	0.0	0.0	0.0
1115	20	1	14	4	1	0	0	0	1115	0	0	0	1	7	10	1	0	0	0	0	0	0	0	0	29.0	31.4	0	0.0	0.0	0.0	0.0	0.0	0.0	0.0
1130	19	0	16	1	2	0	0	0	1130	0	0	0	2	10	7	0	0	0	0	0	0	0	0	0	29.2	31.8	0	0.0	0.0	0.0	0.0	0.0	0.0	0.0
1145	14	1	13	0	0	0	0	0	1145	0	0	0	0	4	8	0	0	0	0	0	0	0	0	0	31.0	33.9	0	0.0	0.0	0.0	0.0	0.0	0.0	0.0
1200	14	0	14	0	0	0	0	0	1200	0	0	0	0	3	4	6	1	0	0	0	0	0	0	0	29.1	32.8	0	0.0	0.0	0.0	0.0	0.0	0.0	0.0
1215	14	1	11																															

Mon 15 Jul

DAY 7

	Total	Cs 1	Cs 2	Cs 3	Cs 4	Cs 5	Cs 6	Fxd	Time [-]	Vbin										Mean	Vsp	IPSL	IPSL/40	ISL1	ISL1/46	ISL2	ISL2/55												
										10	15	20	25	30	35	40	45	50	60									70	80	90	100								
0000	0	0	0	0	0	0	0	0	0000	0	0	0	0	0	0	0	0	0	0	0	0	0	0	0	0	0	0	0	0	0	0	0	0	0	0	0	0	0	
0015	0	0	0	0	0	0	0	0	0015	0	0	0	0	0	0	0	0	0	0	0	0	0	0	0	0	0	0	0	0	0	0	0	0	0	0	0	0	0	0
0030	0	0	0	0	0	0	0	0	0030	0	0	0	0	0	0	0	0	0	0	0	0	0	0	0	0	0	0	0	0	0	0	0	0	0	0	0	0	0	0
0045	0	0	0	0	0	0	0	0	0045	0	0	0	0	0	0	0	0	0	0	0	0	0	0	0	0	0	0	0	0	0	0	0	0	0	0	0	0	0	0
0100	1	1	0	0	0	0	0	0	0100	0	0	0	0	0	0	1	0	0	0	0	0	0	0	0	0	0	0	0	0	0	0	0	0	0	0	0	0	0	0
0115	0	0	0	0	0	0	0	0	0115	0	0	0	0	0	0	0	0	0	0	0	0	0	0	0	0	0	0	0	0	0	0	0	0	0	0	0	0	0	0
0130	0	0	0	0	0	0	0	0	0130	0	0	0	0	0	0	0	0	0	0	0	0	0	0	0	0	0	0	0	0	0	0	0	0	0	0	0	0	0	0
0145	0	0	0	0	0	0	0	0	0145	0	0	0	0	0	0	0	0	0	0	0	0	0	0	0	0	0	0	0	0	0	0	0	0	0	0	0	0	0	0
0200	0	0	0	0	0	0	0	0	0200	0	0	0	0	0	0	0	0	0	0	0	0	0	0	0	0	0	0	0	0	0	0	0	0	0	0	0	0	0	0
0215	0	0	0	0	0	0	0	0	0215	0	0	0	0	0	0	0	0	0	0	0	0	0	0	0	0	0	0	0	0	0	0	0	0	0	0	0	0	0	0
0230	0	0	0	0	0	0	0	0	0230	0	0	0	0	0	0	0	0	0	0	0	0	0	0	0	0	0	0	0	0	0	0	0	0	0	0	0	0	0	0
0245	0	0	0	0	0	0	0	0	0245	0	0	0	0	0	0	0	0	0	0	0	0	0	0	0	0	0	0	0	0	0	0	0	0	0	0	0	0	0	0
0300	0	0	0	0	0	0	0	0	0300	0	0	0	0	0	0	0	0	0	0	0	0	0	0	0	0	0	0	0	0	0	0	0	0	0	0	0	0	0	0
0315	0	0	0	0	0	0	0	0	0315	0	0	0	0	0	0	0	0	0	0	0	0	0	0	0	0	0	0	0	0	0	0	0	0	0	0	0	0	0	0
0330	0	0	0	0	0	0	0	0	0330	0	0	0	0	0	0	0	0	0	0	0	0	0	0	0	0	0	0	0	0	0	0	0	0	0	0	0	0	0	0
0345	0	0	0	0	0	0	0	0	0345	0	0	0	0	0	0	0	0	0	0	0	0	0	0	0	0	0	0	0	0	0	0	0	0	0	0	0	0	0	0
0400	0	0	0	0	0	0	0	0	0400	0	0	0	0	0	0	0	0	0	0	0	0	0	0	0	0	0	0	0	0	0	0	0	0	0	0	0	0	0	0
0415	0	0	0	0	0	0	0	0	0415	0	0	0	0	0	0	0	0	0	0	0	0	0	0	0	0	0	0	0	0	0	0	0	0	0	0	0	0	0	0
0430	0	0	0	0	0	0	0	0	0430	0	0	0	0	0	0	0	0	0	0	0	0	0	0	0	0	0	0	0	0	0	0	0	0	0	0	0	0	0	0
0445	0	0	0	0	0	0	0	0	0445	0	0	0	0	0	0	0	0	0	0	0	0	0	0	0	0	0	0	0	0	0	0	0	0	0	0	0	0	0	0
0500	0	0	1	0	0	0	0	0	0500	0	0	0	0	0	0	0	0	0	0	0	0	0	0	0	0	0	0	0	0	0	0	0	0	0	0	0	0	0	0
0515	1	0	1	0	0	0	0	0	0515	0	0	0	0	0	1	0	0	0	0	0	0	0	0	0	0	0	0	0	0	0	0	0	0	0	0	0	0	0	0
0530	1	0	1	0	0	0	0	0	0530	0	0	0	0	0	1	0	0	0	0	0	0	0	0	0	0	0	0	0	0	0	0	0	0	0	0	0	0	0	0
0545	0	0	0	0	0	0	0	0	0545	0	0	0	0	0	0	0	0	0	0	0	0	0	0	0	0	0	0	0	0	0	0	0	0	0	0	0	0	0	0
0600	0	0	0	0	0	0	0	0	0600	0	0	0	0	0	0	0	0	0	0	0	0	0	0	0	0	0	0	0	0	0	0	0	0	0	0	0	0	0	0
0615	1	0	1	0	0	0	0	0	0615	0	0	0	0	0	1	0	0	0	0	0	0	0	0	0	0	0	0	0	0	0	0	0	0	0	0	0	0	0	0
0630	0	0	0	0	0	0	0	0	0630	0	0	0	0	0	0	0	0	0	0	0	0	0	0	0	0	0	0	0	0	0	0	0	0	0	0	0	0	0	0
0645	2	2	2	0	0	0	0	0	0645	0	0	0	2	0	2	0	0	0	0	0	0	0	0	0	0	0	0	0	0	0	0	0	0	0	0	0	0	0	0
0700	4	0	4	0	0	0	0	0	0700	0	0	0	0	2	0	2	0	0	0	0	0	0	0	0	0	0	0	0	0	0	0	0	0	0	0	0	0	0	0
0715	1	0	0	1	0	0	0	0	0715	0	0	0	0	0	1	0	0	0	0	0	0	0	0	0	0	0	0	0	0	0	0	0	0	0	0	0	0	0	0
0730	8	0	8	0	0	0	0	0	0730	0	0	0	0	4	3	1	1	0	0	0	0	0	0	0	0	0	0	0	0	0	0	0	0	0	0	0	0	0	0
0745	8	0	5	2	1	0	0	0	0745	0	0	0	0	4	4	0	0	0	0	0	0	0	0	0	0	0	0	0	0	0	0	0	0	0	0	0	0	0	0
0800	8	0	6	1	1	0	0	0	0800	0	0	0	0	3	4	1	0	0	0	0	0	0	0	0	0	0	0	0	0	0	0	0	0	0	0	0	0	0	0
0815	10	0	5	3	0	0	0	0	0815	0	0	1	1	3	2	0	0	0	0	0	0	0	0	0	0	0	0	0	0	0	0	0	0	0	0	0	0	0	0
0830	23	0	20	2	1	0	0	0	0830	0	0	0	0	11	8	3	0	0	0	0	0	0	0	0	0	0	0	0	0	0	0	0	0	0	0	0	0	0	0
0845	14	0	14	0	0	0	0	0	0845	0	0	0	0	2	6	5	0	0	0	0	0	0	0	0	0	0	0	0	0	0	0	0	0	0	0	0	0	0	0
0900	15	0	14	1	0	0	0	0	0900	0	0	0	0	3	6	4	2	0	0	0	0	0	0	0	0	0	0	0	0	0	0	0	0	0	0	0	0	0	0
0915	14	0	13	1	0	0	0	0	0915	0	0	0	0	6	6	2	0	0	0	0	0	0	0	0	0	0	0	0	0	0	0	0	0	0	0	0	0	0	0
0930	12	0	10	1	1	0	0	0	0930	0	0	0	0	1	2	7	2	0	0	0	0	0	0	0	0	0	0	0	0	0	0	0	0	0	0	0	0	0	0
0945	6	0	5	0	0	0	0	0	0945	0	0	0	0	3	2	2	0	0	0	0	0	0	0	0	0	0	0	0	0	0	0	0	0	0	0	0	0	0	0
1000	6	0	5	0	0	0	0	0	1000	0	0	0	0	2	2	2	0	0	0	0	0	0	0	0	0	0	0	0	0	0	0	0	0	0	0	0	0	0	0
1015	12	0	10	2	0	0	0	0	1015	0	0	0	0	4	7	1	0	0	0	0	0	0	0	0	0	0	0	0	0	0	0	0	0	0	0	0	0	0	0
1030	12	0	12	0	0	0	0	0	1030	0	0	0	0	1	5	5	1	0	0	0	0	0	0	0	0	0	0	0	0	0	0	0	0	0	0	0	0	0	0
1045	10	0	9	1	0	0	0	0	1045	0	0	0	0	3	5	1	0	0	0	0	0	0	0	0	0	0	0	0	0	0	0	0	0	0	0	0	0	0	0
1100	18	0	15	2	1	0	0	0	1100	0	0	0	0	1	2	6	1	0	0	0	0	0	0	0	0	0	0	0	0	0	0	0	0	0	0	0	0	0	0
1115	13	0	13	0	0	0	0	0	1115	0	0	0	0	2	9	0	2	0	0	0	0	0	0	0	0	0	0	0	0	0	0	0	0	0	0	0	0	0	0
1130	10	0	9	1	0	0	0	0	1130	0	0	0	0	5	4	1	0	0	0	0	0	0	0	0	0	0	0	0	0	0	0	0	0	0	0	0	0	0	0
1145	17	0	15	2	0	0	0	0	1145	0	0	0	0	2	3																								

DIR 2

PROJECT 40187 Bideford, Devon
SITE 40187-006
LOCATION ABBOTSHAM ACCESS ROAD
DIRECTION SOUTHBOUND ↓
PSL 40mph

- ALL VEHICLES
Motorcycles
Cars, taxis, 4WD
LGV
OGv1
OGv2
PSV
0-10 mph
10-15 mph
15-20 mph
20-25 mph
25-30 mph
30-35 mph
35-40 mph
40-45 mph
45-50 mph
50-60 mph
60-70 mph
70-80 mph
80-90 mph
90-100 mph
AVG SPD
85%ile
> 40mph
% > 40mph

Table with columns: DAY 1, TOTAL, CLS 1-6, TIME, SP01-SP14, AVG, 85%ile, PSL, PSL% 40, 45, 50, 55, 60, 65, 70, 75, 80, 85, 90, 95, 100. Rows include time intervals from 0000 to 2345 and summary rows for 0700-1900, 0600-2200, 0600-0000, and 0000-0000.

	Total	Cs 1	Cs 2	Cs 3	Cs 4	Cs 5	Cs 6	Fxd	Time	Vbin 10	Vbin 15	Vbin 20	Vbin 25	Vbin 30	Vbin 35	Vbin 40	Vbin 45	Vbin 50	Vbin 60	Vbin 70	Vbin 80	Vbin 90	Mean	Vsp 85	IPSL 40	IPSL 40	IPSL 46	IPSL 46	IPSL 55	IPSL 55		
0000	0	0	1	0	0	0	0		0000	0	0	0	0	1	0	0	0	0	0	0	0	0	0	28.1	-	0	0.0	0.0	0.0	0.0		
0015	0	0	0	0	0	0	0		0015	0	0	0	0	0	0	0	0	0	0	0	0	0	0	-	-	0	0.0	0.0	0.0	0.0		
0030	0	0	0	0	0	0	0		0030	0	0	0	0	0	0	0	0	0	0	0	0	0	0	-	-	0	0.0	0.0	0.0	0.0		
0045	0	0	0	0	0	0	0		0045	0	0	0	0	0	0	0	0	0	0	0	0	0	0	-	-	0	0.0	0.0	0.0	0.0		
0100	0	0	0	0	0	0	0		0100	0	0	0	0	0	0	0	0	0	0	0	0	0	0	-	-	0	0.0	0.0	0.0	0.0		
0115	0	0	0	0	0	0	0		0115	0	0	0	0	0	0	0	0	0	0	0	0	0	0	-	-	0	0.0	0.0	0.0	0.0		
0130	0	0	0	0	0	0	0		0130	0	0	0	0	0	0	0	0	0	0	0	0	0	0	-	-	0	0.0	0.0	0.0	0.0		
0145	0	0	0	0	0	0	0		0145	0	0	0	0	0	0	0	0	0	0	0	0	0	0	-	-	0	0.0	0.0	0.0	0.0		
0200	0	0	0	0	0	0	0		0200	0	0	0	0	0	0	0	0	0	0	0	0	0	0	-	-	0	0.0	0.0	0.0	0.0		
0215	0	0	0	0	0	0	0		0215	0	0	0	0	0	0	0	0	0	0	0	0	0	0	-	-	0	0.0	0.0	0.0	0.0		
0230	0	0	0	0	0	0	0		0230	0	0	0	0	0	0	0	0	0	0	0	0	0	0	-	-	0	0.0	0.0	0.0	0.0		
0245	0	0	0	0	0	0	0		0245	0	0	0	0	0	0	0	0	0	0	0	0	0	0	-	-	0	0.0	0.0	0.0	0.0		
0300	0	0	0	0	0	0	0		0300	0	0	0	0	0	0	0	0	0	0	0	0	0	0	-	-	0	0.0	0.0	0.0	0.0		
0315	0	0	0	0	0	0	0		0315	0	0	0	0	0	0	0	0	0	0	0	0	0	0	-	-	0	0.0	0.0	0.0	0.0		
0330	0	0	0	0	0	0	0		0330	0	0	0	0	0	0	0	0	0	0	0	0	0	0	-	-	0	0.0	0.0	0.0	0.0		
0345	0	0	0	0	0	0	0		0345	0	0	0	0	0	0	0	0	0	0	0	0	0	0	-	-	0	0.0	0.0	0.0	0.0		
0400	0	0	0	0	0	0	0		0400	0	0	0	0	0	0	0	0	0	0	0	0	0	0	-	-	0	0.0	0.0	0.0	0.0		
0415	0	0	0	0	0	0	0		0415	0	0	0	0	0	0	0	0	0	0	0	0	0	0	-	-	0	0.0	0.0	0.0	0.0		
0430	0	0	0	0	0	0	0		0430	0	0	0	0	0	0	0	0	0	0	0	0	0	0	-	-	0	0.0	0.0	0.0	0.0		
0445	0	0	0	0	0	0	0		0445	0	0	0	0	0	0	0	0	0	0	0	0	0	0	-	-	0	0.0	0.0	0.0	0.0		
0500	0	0	1	0	0	0	0		0500	0	0	1	0	0	0	0	0	0	0	0	0	0	0	-	-	0	0.0	0.0	0.0	0.0		
0515	1	0	1	0	0	0	0		0515	0	1	0	0	0	0	0	0	0	0	0	0	0	0	-	-	12.9	-	0.0	0.0	0.0	0.0	
0530	1	0	1	0	0	0	0		0530	0	0	1	0	0	0	0	0	0	0	0	0	0	0	-	-	22.8	-	0.0	0.0	0.0	0.0	
0545	2	0	0	0	0	0	0		0545	0	0	0	0	1	0	0	0	0	0	0	0	0	0	-	-	28.8	-	0.0	0.0	0.0	0.0	
0600	2	0	0	0	0	0	0		0600	0	0	0	0	0	0	0	0	0	0	0	0	0	0	-	-	28.8	-	0.0	0.0	0.0	0.0	
0615	1	0	1	0	0	0	0		0615	0	0	0	0	0	1	0	0	0	0	0	0	0	0	-	-	30.2	-	0.0	0.0	0.0	0.0	
0630	4	0	3	0	1	0	0		0630	0	0	1	0	1	2	0	0	0	0	0	0	0	0	-	-	27.6	-	0.0	0.0	0.0	0.0	
0645	6	0	6	0	0	0	0		0645	0	0	0	2	2	2	0	0	0	0	0	0	0	0	-	-	29.4	-	0.0	0.0	0.0	0.0	
0700	5	0	4	0	0	1	0		0700	0	0	0	1	2	2	0	0	0	0	0	0	0	0	-	-	27.9	-	0.0	0.0	0.0	0.0	
0715	11	0	11	0	0	0	0		0715	0	2	0	2	4	2	1	0	0	0	0	0	0	0	-	-	26.1	31.9	0.0	0.0	0.0	0.0	
0730	16	0	13	0	3	0	0		0730	0	0	3	8	4	0	0	0	0	0	0	0	0	0	-	-	28.2	32.7	0.0	0.0	0.0	0.0	
0745	10	0	8	1	1	0	0		0745	0	0	0	1	4	4	1	0	0	0	0	0	0	0	-	-	30.2	-	0.0	0.0	0.0	0.0	
0800	17	0	14	2	1	0	0		0800	0	0	2	4	7	2	2	0	0	0	0	0	0	0	-	-	27.1	34.0	0.0	0.0	0.0	0.0	
0815	18	0	15	2	1	0	0		0815	0	0	3	10	5	0	0	0	0	0	0	0	0	0	-	-	27.7	31.0	0.0	0.0	0.0	0.0	
0830	24	0	18	6	0	0	0		0830	0	0	5	12	5	1	0	0	0	0	0	0	0	0	-	-	27.3	31.8	0.0	0.0	0.0	0.0	
0845	29	0	28	1	0	0	0		0845	0	0	0	3	14	10	1	1	0	0	0	0	0	0	-	-	29.4	33.4	1	3.4	0.0	0.0	0.0
0900	26	0	22	3	1	0	0		0900	0	0	0	7	14	4	0	1	0	0	0	0	0	0	-	-	27.5	30.9	1	3.8	0.0	0.0	0.0
0915	18	0	14	4	0	0	0		0915	0	0	3	10	5	0	0	0	0	0	0	0	0	0	-	-	27.8	32.3	0.0	0.0	0.0	0.0	
0930	15	0	12	2	1	0	0		0930	0	0	1	11	2	1	0	0	0	0	0	0	0	0	-	-	23.5	25.9	0.0	0.0	0.0	0.0	
0945	15	0	13	2	0	0	0		0945	0	0	0	3	11	1	0	0	0	0	0	0	0	0	-	-	26.7	28.5	0.0	0.0	0.0	0.0	
1000	11	0	9	1	1	0	0		1000	0	0	0	1	7	3	0	0	0	0	0	0	0	0	-	-	26.5	31.3	0.0	0.0	0.0	0.0	
1015	19	1	18	0	0	0	0		1015	0	0	0	8	9	2	0	0	0	0	0	0	0	0	-	-	26.5	29.3	0.0	0.0	0.0	0.0	
1030	17	0	15	2	0	0	0		1030	0	0	0	0	12	4	1	0	0	0	0	0	0	0	-	-	28.6	32.8	0.0	0.0	0.0	0.0	
1045	11	0	7	2	0	0	0		1045	0	0	2	6	2	0	0	0	0	0	0	0	0	0	-	-	26.9	-	0.0	0.0	0.0	0.0	
1100	22	0	18	4	0	0	0		1100	0	0	1	8	11	2	0	0	0	0	0	0	0	0	-	-	25.9	29.3	0.0	0.0	0.0	0.0	
1115	11	0	10	1	0	0	0		1115	0	0	0	6	5	0	0	0	0	0	0	0	0	0	-	-	24.8	28.5	0.0	0.0	0.0	0.0	
1130	20	0	16	4	0	0	0		1130	0	0	0	4	14	2	0	0	0	0	0	0	0	0	-	-	26.5	29.8	0.0	0.0	0.0	0.0	
1145	20	1	16	2	1	0	0		1145	0	0	2	8	8	2	0	0	0	0	0	0	0	0	-	-	25.4	29.0	0.0	0.0	0.0	0.0	
1200	18	0	14	4	0	0	0		1200	0	0	0	4	10	4	0	0	0	0	0	0	0	0	-	-	27.6	31.7	0.0	0.0	0.0	0.0	
1215	11	0	10	0	1	0	0		1215	0	0	1	3	5	2	0	0	0	0	0	0	0	0	-	-	26.7	31.7	0.0	0.0	0.0	0.0	
1230	13	0	11	2	0	0	0		1230	0	0	2	9	2	0	0	0	0	0	0	0	0	0	-	-	26.9	31.2	0.0	0.0	0.0	0.0	
1245	17	0	15	1	1	0	0		1245	0	0	0	4	9	4	0	0	0	0	0	0	0	0	-	-	26.6	31.2	0.0	0.0	0.0	0.0	
1300	17	0	12	4	1	0	0		1300	0	0	1	3	12	1	0	0	0	0	0	0	0	0	-	-	26.5	29.5	0.0	0.0	0.0	0.0	
1315	11	0	9	1	1	0	0		1315	0	0	1	6	4	0	0	0	0	0	0	0	0	0	-	-	28.5	32.5	0.0	0.0	0.0	0.0	
1330	18	0	16	1	1	0	0		1330	0	0	3	5	8	2	0	0	0	0	0	0	0	0	-	-	25.4	30.0	0.0	0.0	0.0	0.0	
1345	15	0	10	5	0	0	0		1345	0	0	1	3	8	3	0	0	0	0	0	0	0	0	-	-	26.6	30.2	0.0	0.0	0.0	0.0	
1400	11	0	7	3	0	1	0		1400	0	0	0	3	6	2	0	0	0	0	0	0	0	0	-	-	26.9	31.4	0.0	0.0	0.0	0.0	
1415	20	0	18	2																												

Sun 14 Jul

DAY 6

	Total	Cs 1	Cs 2	Cs 3	Cs 4	Cs 5	Cs 6	Fxd	Time [-]	Vbin	Vbin	Vbin	Vbin	Vbin	Vbin	Vbin	Vbin	Vbin	Vbin	Vbin	Vbin	Vbin	Mean	Vsp 85	IPSL 40	IPSL% 40	IS1 46	IS1% 46	IS2 55	IS2% 55	IS3 55	IS3% 55	
										10	15	20	25	30	35	40	45	50	60	70	80	90											100
0000	0	0	0	0	0	0	0	0	0000	0	0	0	0	0	0	0	0	0	0	0	0	0	0	0	0.0	0.0	0.0	0.0	0.0	0.0	0.0	0.0	
0001	0	0	0	0	0	0	0	0	0001	0	0	0	0	0	0	0	0	0	0	0	0	0	0	0	0.0	0.0	0.0	0.0	0.0	0.0	0.0	0.0	
0002	0	0	0	0	0	0	0	0	0002	0	0	0	0	0	0	0	0	0	0	0	0	0	0	0	0.0	0.0	0.0	0.0	0.0	0.0	0.0	0.0	
0003	0	0	0	0	0	0	0	0	0003	0	0	0	0	0	0	0	0	0	0	0	0	0	0	0	0.0	0.0	0.0	0.0	0.0	0.0	0.0	0.0	
0004	0	0	0	0	0	0	0	0	0004	0	0	0	0	0	0	0	0	0	0	0	0	0	0	0	0.0	0.0	0.0	0.0	0.0	0.0	0.0	0.0	
0005	0	0	0	0	0	0	0	0	0005	0	0	0	0	0	0	0	0	0	0	0	0	0	0	0	0.0	0.0	0.0	0.0	0.0	0.0	0.0	0.0	
0010	0	0	0	0	0	0	0	0	0010	0	0	0	0	0	0	0	0	0	0	0	0	0	0	0	0.0	0.0	0.0	0.0	0.0	0.0	0.0	0.0	
0015	0	0	0	0	0	0	0	0	0015	0	0	0	0	0	0	0	0	0	0	0	0	0	0	0	0.0	0.0	0.0	0.0	0.0	0.0	0.0	0.0	
0020	0	0	0	0	0	0	0	0	0020	0	0	0	0	0	0	0	0	0	0	0	0	0	0	0	0.0	0.0	0.0	0.0	0.0	0.0	0.0	0.0	
0025	0	0	0	0	0	0	0	0	0025	0	0	0	0	0	0	0	0	0	0	0	0	0	0	0	0.0	0.0	0.0	0.0	0.0	0.0	0.0	0.0	
0030	0	0	0	0	0	0	0	0	0030	0	0	0	0	0	0	0	0	0	0	0	0	0	0	0	0.0	0.0	0.0	0.0	0.0	0.0	0.0	0.0	
0035	0	0	0	0	0	0	0	0	0035	0	0	0	0	0	0	0	0	0	0	0	0	0	0	0	0.0	0.0	0.0	0.0	0.0	0.0	0.0	0.0	
0040	0	0	0	0	0	0	0	0	0040	0	0	0	0	0	0	0	0	0	0	0	0	0	0	0	0.0	0.0	0.0	0.0	0.0	0.0	0.0	0.0	
0045	0	0	0	0	0	0	0	0	0045	0	0	0	0	0	0	0	0	0	0	0	0	0	0	0	0.0	0.0	0.0	0.0	0.0	0.0	0.0	0.0	
0050	0	0	0	0	0	0	0	0	0050	0	0	0	0	0	0	0	0	0	0	0	0	0	0	0	0.0	0.0	0.0	0.0	0.0	0.0	0.0	0.0	
0055	0	0	0	0	0	0	0	0	0055	0	0	0	0	0	0	0	0	0	0	0	0	0	0	0	0.0	0.0	0.0	0.0	0.0	0.0	0.0	0.0	
0060	0	0	0	0	0	0	0	0	0060	0	0	0	0	0	0	0	0	0	0	0	0	0	0	0	0.0	0.0	0.0	0.0	0.0	0.0	0.0	0.0	
0065	1	0	1	0	0	0	0	0	0065	0	0	0	0	0	0	0	0	0	0	0	0	0	0	0	24.3	0.0	0.0	0.0	0.0	0.0	0.0	0.0	
0070	0	0	0	0	0	0	0	0	0070	0	0	0	0	0	0	0	0	0	0	0	0	0	0	0	0.0	0.0	0.0	0.0	0.0	0.0	0.0	0.0	
0075	2	1	1	0	0	0	0	0	0075	0	0	0	0	0	0	0	0	0	0	0	0	0	0	0	27.9	0.0	0.0	0.0	0.0	0.0	0.0	0.0	
0080	0	0	0	0	0	0	0	0	0080	0	0	0	0	0	0	0	0	0	0	0	0	0	0	0	0.0	0.0	0.0	0.0	0.0	0.0	0.0	0.0	
0085	3	0	3	0	0	0	0	0	0085	0	0	0	0	0	0	0	0	0	0	0	0	0	0	0	33.9	0.0	0.0	0.0	0.0	0.0	0.0	0.0	
0090	0	0	0	0	0	0	0	0	0090	0	0	0	0	0	0	0	0	0	0	0	0	0	0	0	0.0	0.0	0.0	0.0	0.0	0.0	0.0	0.0	
0095	1	0	1	0	0	0	0	0	0095	0	0	0	0	0	0	0	0	0	0	0	0	0	0	0	0.0	0.0	0.0	0.0	0.0	0.0	0.0	0.0	
0100	0	0	0	0	0	0	0	0	0100	0	0	0	0	0	0	0	0	0	0	0	0	0	0	0	0.0	0.0	0.0	0.0	0.0	0.0	0.0	0.0	
0105	1	0	1	0	0	0	0	0	0105	0	0	0	0	0	0	0	0	0	0	0	0	0	0	0	27.5	0.0	0.0	0.0	0.0	0.0	0.0	0.0	
0110	3	0	3	0	0	0	0	0	0110	0	0	0	0	1	2	0	0	0	0	0	0	0	0	0	0	29.3	0.0	0.0	0.0	0.0	0.0	0.0	0.0
0115	3	0	3	0	0	0	0	0	0115	0	0	0	1	1	1	0	0	0	0	0	0	0	0	0	0	29.5	0.0	0.0	0.0	0.0	0.0	0.0	0.0
0120	2	0	2	0	0	0	0	0	0120	0	0	0	1	0	1	0	0	0	0	0	0	0	0	0	0	30.9	0.0	0.0	0.0	0.0	0.0	0.0	0.0
0125	2	0	2	0	0	0	0	0	0125	0	0	0	0	0	1	1	0	0	0	0	0	0	0	0	0	35.6	0.0	0.0	0.0	0.0	0.0	0.0	0.0
0130	2	0	2	0	0	0	0	0	0130	0	0	0	0	0	0	0	0	0	0	0	0	0	0	0	0	27.8	0.0	0.0	0.0	0.0	0.0	0.0	0.0
0135	6	0	6	0	0	0	0	0	0135	0	0	0	0	0	0	0	0	0	0	0	0	0	0	0	0	27.2	0.0	0.0	0.0	0.0	0.0	0.0	0.0
0140	6	0	6	0	0	0	0	0	0140	0	0	0	0	0	0	0	0	0	0	0	0	0	0	0	0	27.2	0.0	0.0	0.0	0.0	0.0	0.0	0.0
0145	6	0	5	1	0	0	0	0	0145	0	0	0	3	2	1	0	0	0	0	0	0	0	0	0	0	25.6	0.0	0.0	0.0	0.0	0.0	0.0	0.0
0150	8	0	8	0	0	0	0	0	0150	0	0	0	1	5	2	0	0	0	0	0	0	0	0	0	0	28.0	0.0	0.0	0.0	0.0	0.0	0.0	0.0
0155	7	0	7	0	0	0	0	0	0155	0	0	0	2	3	2	0	0	0	0	0	0	0	0	0	0	27.2	0.0	0.0	0.0	0.0	0.0	0.0	0.0
0160	15	0	14	1	0	0	0	0	0160	0	0	0	5	7	1	2	0	0	0	0	0	0	0	0	0	27.3	33.6	0.0	0.0	0.0	0.0	0.0	0.0
0165	20	0	18	2	0	0	0	0	0165	0	1	3	3	4	2	0	0	0	0	0	0	0	0	0	0	23.1	27.8	0.0	0.0	0.0	0.0	0.0	0.0
0170	27	0	25	2	0	0	0	0	0170	0	0	0	6	8	3	1	0	0	0	0	0	0	0	0	0	28.1	30.3	0.0	0.0	0.0	0.0	0.0	0.0
0175	22	0	19	3	0	0	0	0	0175	0	0	0	6	12	4	0	0	0	0	0	0	0	0	0	0	27.2	30.4	0.0	0.0	0.0	0.0	0.0	0.0
0180	17	1	15	1	0	0	0	0	0180	0	0	0	1	13	3	0	0	0	0	0	0	0	0	0	0	28.2	31.1	0.0	0.0	0.0	0.0	0.0	0.0
0185	19	0	15	4	0	0	0	0	0185	0	0	0	5	12	3	0	0	0	0	0	0	0	0	0	0	27.2	30.1	0.0	0.0	0.0	0.0	0.0	0.0
0190	16	0	16	0	0	0	0	0	0190	0	0	0	4	10	2	0	0	0	0	0	0	0	0	0	0	26.6	29.6	0.0	0.0	0.0	0.0	0.0	0.0
0195	15	0	12	3	0	0	0	0	0195	0	0	0	1	2	7	5	0	0	0	0	0	0	0	0	0	27.5	31.7	0.0	0.0	0.0	0.0	0.0	0.0
0200	9	0	9	0	0	0	0	0	0200	0	0	0	4	5	0	0	0	0	0	0	0	0	0	0	0	25.7	28.6	0.0	0.0	0.0	0.0	0.0	0.0
0205	23	0	22	1	0	0	0	0	0205	0	0	0	8	12	2	0	0	0	0	0	0	0	0	0	0	26.5	28.4	0.0	0.0	0.0	0.0	0.0	0.0
0210	22	0	21	1	0	0	0	0	0210	0	0	0	1	5	15	0	1	0	0	0	0	0	0	0	0	26.5	28.4	0.0	0.0	0.0	0.0	0.0	0.0
0215	19	0	17	2	0	0	0	0	0215	0	0	0	6	8	5	0	0	0	0	0	0	0	0	0	0	26.8	30.6	0.0	0.0	0.0	0.0	0.0	0.0
0220	20	0	18	2	0	0	0	0	0220	0	0	0	6	8	3	1	0	0	0	0	0	0	0	0	0	26.6	32.1	0.0	0.0	0.0	0.0	0.0	0.0
0225	15	0	13	2	0	0	0	0	0225	0	0	0	4	8	3	0	0	0	0	0	0	0	0	0	0	27.9	31.8	0.0	0.0	0.0	0.0	0.0	0.0
0230	17	0	15	2	0	0	0	0	0230	0	0	0	1	15	1	0	0	0	0	0	0	0	0	0	0	27.8	29.7	0.0	0.0	0.0	0.0	0.0	0.0
0235	15	1	13	1	0	0	0	0	0235	0	0	0	1	5	7	2	0	0	0	0	0	0	0	0	0	26.4	30.5	0.0	0.0	0.0			

Mon 15 Jul

DAY 7	Total	Cl 1	Cl 2	Cl 3	Cl 4	Cl 5	Cl 6	Fxd	Time [-]	Vbin	Vbin	Vbin	Vbin	Vbin	Vbin	Vbin	Vbin	Vbin	Vbin	Vbin	Vbin	Vbin	Mean	Vsp	IPSL	IPSL	IPSL	IPSL	IPSL
										10	15	20	25	30	35	40	45	50	60	70	80	90	100	85	40	46	46	55	55
0000	1	0	1	0	0	0	0	0	0000	0	0	0	1	0	0	0	0	0	0	0	0	0	26.9	-	0	0.0	0.0	0.0	
0015	0	0	0	0	0	0	0	0	0015	0	0	0	0	0	0	0	0	0	0	0	0	0	-	-	0	0.0	0.0	0.0	
0030	0	0	0	0	0	0	0	0	0030	0	0	0	0	0	0	0	0	0	0	0	0	0	-	-	0	0.0	0.0	0.0	
0045	0	0	0	0	0	0	0	0	0045	0	0	0	0	0	0	0	0	0	0	0	0	0	-	-	0	0.0	0.0	0.0	
0100	0	0	0	0	0	0	0	0	0100	0	0	0	0	0	0	0	0	0	0	0	0	0	-	-	0	0.0	0.0	0.0	
0115	0	0	0	0	0	0	0	0	0115	0	0	0	0	0	0	0	0	0	0	0	0	0	-	-	0	0.0	0.0	0.0	
0130	1	0	1	0	0	0	0	0	0130	0	0	0	0	0	1	0	0	0	0	0	0	0	36.2	-	0	0.0	0.0	0.0	
0145	0	0	0	0	0	0	0	0	0145	0	0	0	0	0	0	0	0	0	0	0	0	0	-	-	0	0.0	0.0	0.0	
0200	0	0	0	0	0	0	0	0	0200	0	0	0	0	0	0	0	0	0	0	0	0	0	-	-	0	0.0	0.0	0.0	
0215	0	0	0	0	0	0	0	0	0215	0	0	0	0	0	0	0	0	0	0	0	0	0	-	-	0	0.0	0.0	0.0	
0230	0	0	0	0	0	0	0	0	0230	0	0	0	0	0	0	0	0	0	0	0	0	0	-	-	0	0.0	0.0	0.0	
0245	0	0	0	0	0	0	0	0	0245	0	0	0	0	0	0	0	0	0	0	0	0	0	-	-	0	0.0	0.0	0.0	
0300	0	0	0	0	0	0	0	0	0300	0	0	0	0	0	0	0	0	0	0	0	0	0	-	-	0	0.0	0.0	0.0	
0315	0	0	0	0	0	0	0	0	0315	0	0	0	0	0	0	0	0	0	0	0	0	0	-	-	0	0.0	0.0	0.0	
0330	0	0	0	0	0	0	0	0	0330	0	0	0	0	0	0	0	0	0	0	0	0	0	-	-	0	0.0	0.0	0.0	
0345	0	0	0	0	0	0	0	0	0345	0	0	0	0	0	0	0	0	0	0	0	0	0	-	-	0	0.0	0.0	0.0	
0400	0	0	0	0	0	0	0	0	0400	0	0	0	0	0	0	0	0	0	0	0	0	0	-	-	0	0.0	0.0	0.0	
0415	0	0	0	0	0	0	0	0	0415	0	0	0	0	0	0	0	0	0	0	0	0	0	-	-	0	0.0	0.0	0.0	
0430	1	0	1	0	0	0	0	0	0430	0	0	0	0	1	0	0	0	0	0	0	0	0	33.6	-	0	0.0	0.0	0.0	
0445	0	0	0	0	0	0	0	0	0445	0	0	0	0	0	0	0	0	0	0	0	0	0	-	-	0	0.0	0.0	0.0	
0500	0	0	0	0	0	0	0	0	0500	0	0	0	0	0	0	0	0	0	0	0	0	0	-	-	0	0.0	0.0	0.0	
0515	0	0	0	0	0	0	0	0	0515	0	0	0	0	0	0	0	0	0	0	0	0	0	-	-	0	0.0	0.0	0.0	
0530	0	0	0	0	0	0	0	0	0530	0	0	0	0	0	0	0	0	0	0	0	0	0	-	-	0	0.0	0.0	0.0	
0545	2	0	2	0	0	0	0	0	0545	0	0	0	2	0	0	0	0	0	0	0	0	0	22.3	-	0	0.0	0.0	0.0	
0600	0	0	0	0	0	0	0	0	0600	0	0	0	0	0	0	0	0	0	0	0	0	0	-	-	0	0.0	0.0	0.0	
0615	1	0	1	0	0	0	0	0	0615	0	0	0	1	0	0	0	0	0	0	0	0	0	23.5	-	0	0.0	0.0	0.0	
0630	2	0	1	0	1	0	0	0	0630	0	0	0	1	0	0	0	0	0	0	0	0	0	24.6	-	0	0.0	0.0	0.0	
0645	2	0	2	0	0	0	0	0	0645	0	0	2	0	0	0	0	0	0	0	0	0	0	23.2	-	0	0.0	0.0	0.0	
0700	4	0	3	1	0	0	0	0	0700	0	0	0	1	2	1	0	0	0	0	0	0	0	25.9	-	0	0.0	0.0	0.0	
0715	8	0	4	2	2	0	0	0	0715	0	0	0	2	4	2	0	0	0	0	0	0	0	27.0	-	0	0.0	0.0	0.0	
0730	8	0	7	1	0	0	0	0	0730	0	0	1	7	3	2	0	0	0	0	0	0	0	30.5	-	0	0.0	0.0	0.0	
0745	14	0	11	3	0	0	0	0	0745	0	0	0	4	5	4	1	0	0	0	0	0	0	28.4	33.7	0	0.0	0.0	0.0	
0800	14	0	11	3	0	0	0	0	0800	0	0	0	5	4	4	1	0	0	0	0	0	0	28.2	33.1	0	0.0	0.0	0.0	
0815	13	0	9	2	2	0	0	0	0815	0	0	1	5	3	3	1	0	0	0	0	0	0	26.9	34.7	0	0.0	0.0	0.0	
0830	22	0	16	4	1	1	0	0	0830	0	0	2	6	13	1	0	0	0	0	0	0	0	25.5	29.5	0	0.0	0.0	0.0	
0845	43	0	39	4	0	0	0	0	0845	0	1	3	9	25	5	0	0	0	0	0	0	0	26.3	29.2	0	0.0	0.0	0.0	
0900	12	0	15	3	0	0	0	0	0900	0	0	0	1	12	5	0	0	0	0	0	0	0	28.9	32.3	0	0.0	0.0	0.0	
0915	18	0	10	2	0	0	0	0	0915	0	0	4	5	3	0	0	0	0	0	0	0	0	27.6	33.9	0	0.0	0.0	0.0	
0930	8	0	7	1	0	0	0	0	0930	0	0	1	4	3	0	0	0	0	0	0	0	0	24.1	-	0	0.0	0.0	0.0	
0945	17	0	16	1	0	0	0	0	0945	0	0	1	4	7	5	0	0	0	0	0	0	0	27.5	32.6	0	0.0	0.0	0.0	
1000	19	0	16	3	0	0	0	0	1000	0	0	2	11	5	1	0	0	0	0	0	0	0	26.0	31.1	0	0.0	0.0	0.0	
1015	17	0	15	1	1	0	0	0	1015	0	0	0	6	10	1	0	0	0	0	0	0	0	26.0	28.6	0	0.0	0.0	0.0	
1030	26	0	23	3	0	0	0	0	1030	0	0	1	7	16	2	0	0	0	0	0	0	0	26.3	28.9	0	0.0	0.0	0.0	
1045	14	0	12	2	0	0	0	0	1045	0	0	1	6	6	1	0	0	0	0	0	0	0	24.9	27.1	0	0.0	0.0	0.0	
1100	18	0	15	3	0	0	0	0	1100	0	0	9	8	1	0	0	0	0	0	0	0	0	24.6	28.4	0	0.0	0.0	0.0	
1115	14	0	10	2	2	0	0	0	1115	0	0	2	2	7	3	0	0	0	0	0	0	0	25.8	30.4	0	0.0	0.0	0.0	
1130	11	0	8	2	1	0	0	0	1130	0	0	0	4	5	2	0	0	0	0	0	0	0	26.6	30.5	0	0.0	0.0	0.0	
1145	14	0	14	0	0	0	0	0	1145	0	0	3	1	8	2	0	0	0	0	0	0	0	25.7	30.3	0	0.0	0.0	0.0	
1200	21	0	18	3	0	0	0	0	1200	0	0	0	8	11	2	0	0	0	0	0	0	0	26.6	29.8	0	0.0	0.0	0.0	
1215	15	0	13	2	0	0	0	0	1215	0	0	0	4	11	0	0	0	0	0	0	0	0	26.3	29.1	0	0.0	0.0	0.0	
1230	23	0	19	1	3	0	0	0	1230	0	0	2	10	8	3	0	0	0	0	0	0	0	25.0	29.1	0	0.0	0.0	0.0	
1245	14	0	13	1	0	0	0	0	1245	0	0	0	1	13	0	0	0	0	0	0	0	0	26.9	29.1	0	0.0	0.0	0.0	
1300	8	0	8	0	0	0	0	0	1300	0	0	0	1	4	3	0	0	0	0	0	0	0	29.3	-	0	0.0	0.0	0.0	
1315	13	0	8	3	1	0	0	0	1315	0	0	2	11	0	0	0	0	0	0	0	0	0	26.2	28.3	0	0.0	0.0	0.0	
1330	12	0	9	2	1	0	0	0	1330	0	0	0	10	2	0	0	0	0	0	0	0	0	24.4	27.4	0	0.0	0.0	0.0	
1345	16	0	13	2	0	0	1	0	1345	0	0	0	2	11	3	0	0	0	0	0	0	0	27.1	30.9	0	0.0	0.0	0.0	
1400	17	0	12	2	2	1	0	0	1400	0	0	0	6	8	2	1	0	0	0	0	0	0	26.8	30.7	0	0.0	0.0	0.0	
1415	14	0	9	4	0	0	1	0	1415	0	0	3	1	8	2	0	0	0	0	0	0	0	27.6	31.4	0	0.0	0.0	0.0	
1430	15	0	11	4	0	0	1	0	1430	0	0	1	4	6	3	1	0	0	0	0	0	0	26.6	31.6	0	0.0	0.0	0.0	
1445	9	0	7	1	1	0	0	0	1445	0	0	0	1	6	1	1	0	0	0	0	0	0	28.7	-	0	0.0	0.0	0.0	
1500	18	0	15	1	2	0	0	0	1500	0	0	0	8	10	0	0	0	0	0	0	0	0	25.3	28.0	0	0.0	0.0	0.0	



RADAR SUMMARY REPORT

PROJECT	40187 Bideford, Devon
LOCATION	40187-001 - A39 (N)
LOC. DESC.	A39 (N)
START DATE	Tue 09 Jul, 2024
END DATE	Mon 15 Jul, 2024
SPEED LIMIT	60mph
SURVEY TYPE	7-day Radar, 15min periods, 4 veh. classes

OVERVIEW

A 7-day automatic traffic count on A39 (N), commencing Tue 09 Jul 2024, recorded a total of 92,201 vehicles. The posted speed limit of 60mph was exceeded by 0.7% of vehicles, and the seasonally adjusted, combined AADT value is 13,534 (see Equipment & Methodology below).

COMBINED

Total recorded volume	92,201
Avg daily volume (based on 7 days)	13,171.6
Average daily speed (7 days)	42.2mph
Average daily 85%ile (7 days)	48.2mph
AADT (annual average daily traffic)	13,534

Avg weekday volume (Mon-Fri, 24hrs)	13,962.6
Avg weekday speed (Mon-Fri, 24hrs)	41.9mph
Avg 12hr weekday volume (Mon-Fri, 0700-1900)	11,885.8
Avg 12hr weekday speed (Mon-Fri, 0700-1900)	41.2mph

The combined summary on the left shows the total volumes, average speeds, AADT and 85%iles recorded in both directions from all the recorded data. Speeding vehicles are defined as those travelling 61mph and above.

The summaries below provide directionalised details including speeding percentages and weekday daytime details.

SOUTHBOUND ↓

Total recorded volume	40,467
Avg daily volume (based on 7 days)	5,781.0
Average daily speed (7 days)	43.1mph
Average daily 85%ile (7 days)	48.7mph
% of vehicles exceeding 60mph	0.5%

Avg weekday volume (Mon-Fri, 24hrs)	6,085.4
Avg weekday speed (Mon-Fri, 24hrs)	42.8mph
Avg 12hr weekday volume (Mon-Fri, 0700-1900)	5,234.0
Avg 12hr weekday speed (Mon-Fri, 0700-1900)	42.2mph
Avg 12hr weekday 85%ile (Mon-Fri, 0700-1900)	47.5mph

NORTHBOUND ↑

Total recorded volume	51,734
Avg daily volume (based on 7 days)	7,390.6
Average daily speed (7 days)	41.3mph
Average daily 85%ile (7 days)	47.6mph
% of vehicles exceeding 60mph	0.8%

Avg weekday volume (Mon-Fri, 24hrs)	7,877.2
Avg weekday speed (Mon-Fri, 24hrs)	40.9mph
Avg 12hr weekday volume (Mon-Fri, 0700-1900)	6,651.8
Avg 12hr weekday speed (Mon-Fri, 0700-1900)	40.2mph
Avg 12hr weekday 85%ile (Mon-Fri, 0700-1900)	45.9mph

SITE LOCATION



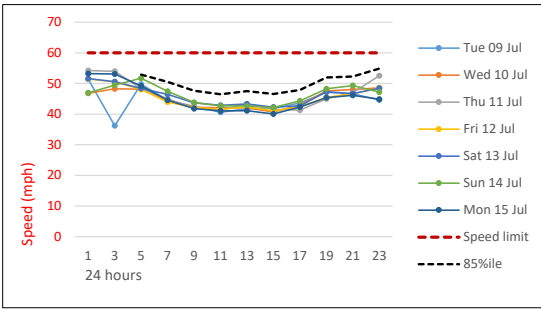
Location A39 (N)

Desc. A39 (N)

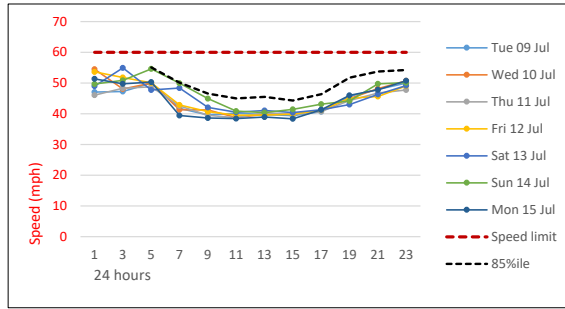
Lat, lng.	51° 1'40.17"N,
Project & site	40187-001
PSL	60mph
Bus route	No
Direction 1	Southbound↓
Direction 2	Northbound↑

DAILY SPEEDS

SOUTHBOUND ↓



NORTHBOUND ↑

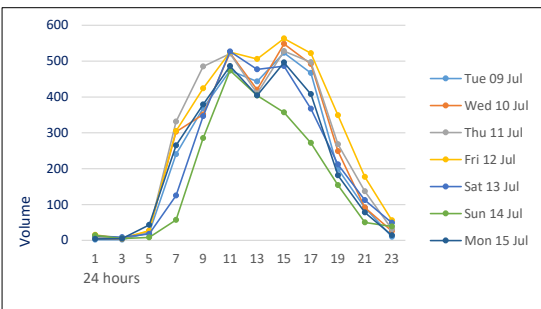


Average daily speeds (solid thin colours) and 85%ile (dashed black) compared against 60mph posted speed limit (dashed red). The 85%ile is the speed at which 85% of all vehicles are observed to travel under free flowing conditions. A minimum of ten vehicles per speed bin is required for this calculation, hence the overnight low-volume 85%ile values may be zero.

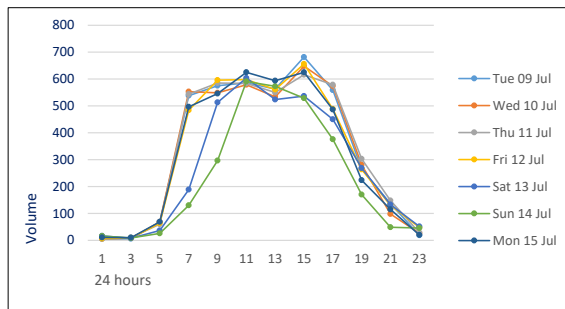
The peak average southbound daytime speed was 50.5mph at 18:15 on Sun 14 Jul, whilst the peak average northbound speed was 50.4mph at 18:45 on Fri 12 Jul (based on 15min averages between 0700 & 1900).

HOURLY VOLUMES

SOUTHBOUND ↓



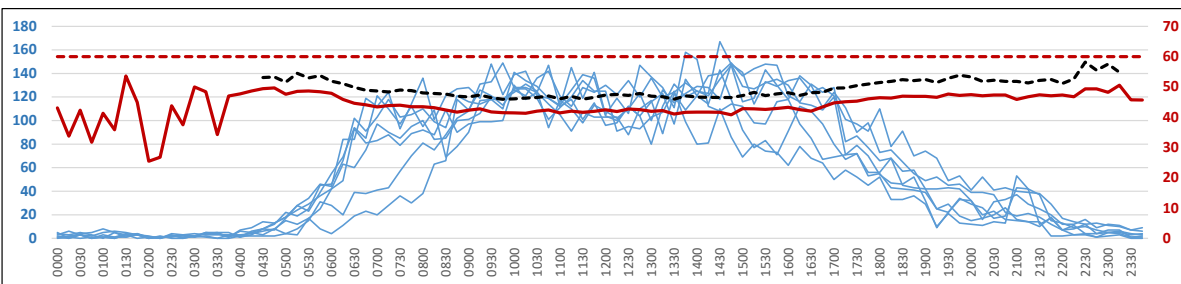
NORTHBOUND ↑



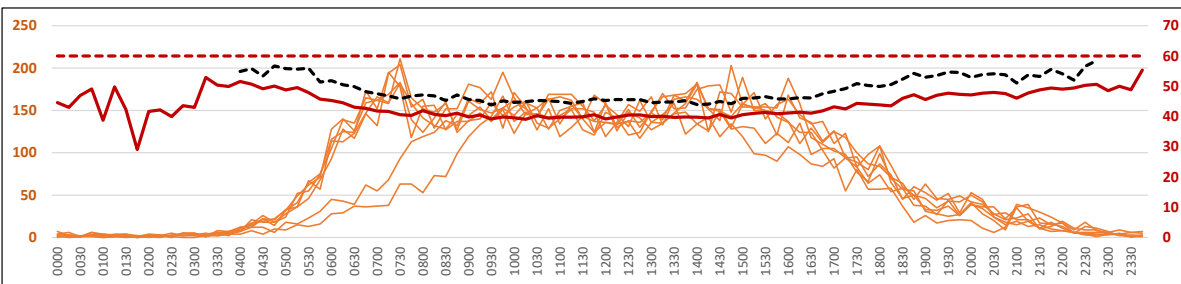
↓ Hourly southbound traffic volumes over each 24hr period for 7 days from all available data.

↑ Hourly northbound traffic volumes over each 24hr period for 7 days from all available data.

15min VOL & SPEED



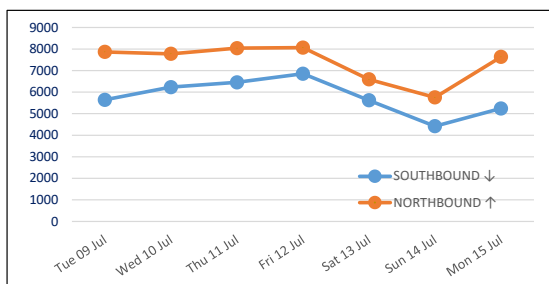
↓ 15min daily southbound flows (blue), against the average speed (red) and 85%ile (dotted black) for each 15min period over the 7-day period.



↑ 15min daily northbound flows (orange), against the average weekly speed (red) and 85%ile (dotted black) for each 15min period over the 7-day period.

DAILY VOLUMES

SOUTH & NORTHBOUND



Total 24hr southbound (blue) and northbound (orange) traffic volumes over 7 consecutive days from all available data.

As can be expected, the lowest volumes were recorded on the Sunday, whilst the highest was on the Friday.

7-DAY AVERAGE CLASSES

SOUTHBOUND 7-DAY AVG ↓

TIME	CAR	LGV	OGV1	OGV2	TOTAL
0000	8.0	0.4	0.1	0.1	8.7
0100	10.6	0.1	0.1	0.1	11.0
0200	4.6	0.3	0.1	0.1	5.1
0300	9.4	0.6	0.3	0.3	10.6
0400	20.4	2.6	0.9	0.1	24.0
0500	78.3	5.4	2.7	0.7	87.1
0600	213.0	12.3	5.3	1.7	232.3
0700	309.3	15.3	8.3	1.9	334.7
0800	351.0	18.3	7.1	0.6	377.0
0900	436.9	17.4	8.4	1.3	464.0
1000	479.4	16.1	7.9	0.9	504.3
1100	447.7	15.6	6.0	1.6	470.9
1200	418.3	12.1	6.4	0.9	437.7
1300	451.9	13.0	5.1	0.9	470.9
1400	480.3	14.4	4.3	1.1	500.1
1500	437.6	11.6	3.0	0.3	452.4
1600	418.6	10.0	2.9	0.7	432.1
1700	320.4	5.4	1.0	0.6	327.4
1800	225.4	2.9	1.4	0.6	230.3
1900	142.0	1.6	0.3	0.3	144.1
2000	103.0	1.7	0.0	0.4	105.1
2100	97.4	0.7	0.6	0.0	98.7
2200	31.3	0.6	0.1	0.1	32.1
2300	19.1	0.7	0.1	0.1	20.1
12hr TTL	4776.7	152.1	61.9	11.1	5001.9
24hr TTL	5513.9	179.1	72.6	15.4	5781.0
	95%	3%	1%	0%	

NORTHBOUND 7-DAY AVG ↑

TIME	CAR	LGV	OGV1	OGV2	TOTAL
0000	7.0	2.4	0.0	0.3	9.7
0100	5.3	1.6	0.1	0.0	7.0
0200	5.3	1.9	0.6	0.9	8.6
0300	11.1	2.7	0.3	0.7	14.9
0400	41.9	9.4	2.1	2.6	56.0
0500	117.0	36.9	7.0	2.6	163.4
0600	290.6	111.3	12.1	5.3	419.3
0700	366.7	151.1	25.7	9.4	553.0
0800	375.6	122.0	18.0	7.4	523.0
0900	433.9	147.6	17.3	9.3	608.0
1000	430.6	130.4	20.0	14.3	595.3
1100	415.3	137.4	18.7	10.6	582.0
1200	399.3	129.6	19.1	9.0	557.0
1300	416.7	154.9	21.7	8.3	601.6
1400	437.7	153.0	16.6	6.0	613.3
1500	406.3	143.7	10.3	6.4	566.7
1600	359.7	129.7	6.6	6.0	502.0
1700	285.9	72.7	3.0	2.9	364.4
1800	200.9	47.9	2.9	2.3	253.9
1900	113.9	25.0	3.1	1.4	143.4
2000	92.1	19.6	2.4	1.6	115.7
2100	68.9	13.0	0.4	0.9	83.1
2200	29.1	4.9	0.3	0.1	34.4
2300	11.6	2.9	0.3	0.1	14.9
12hr TTL	4528.4	1520.0	179.9	91.9	6320.1
24hr TTL	5322.1	1751.4	208.7	108.3	7390.6
	72%	24%	3%	1%	

Average daily southbound and northbound volumes by class (condensed to the AQMA scheme), including 12hr totals for 0700-1900 and overall average percentages. Calculated from all available data over 7 days.

DIR 1

TOTAL
CLASS 1
CLASS 2
CLASS 3
CLASS 4

PROJECT 40187 Bideford, Devon
SITE 40187-001
LOCATION A39 (N)
DIRECTION SOUTHBOUND ↓
PSL 70mph

ALL VEHICLES
Cars, taxis,
4WD
LGV
OGV1
OGV2

TIME
0-10mph
10-15mph
15-20mph
20-25mph
25-30mph
30-35mph
35-40mph
40-45mph
45-50mph
50-60mph
60-70mph
70-80mph
80-90mph
90mph+
AVG SPD
85%ile
PSL SPEEDING
PSL% SPEEDING
ACPO SPEEDING
ACPO% SPEEDING
DTT SPEEDING
DTT% SPEEDING

Table with columns: DAY 1, TOTAL, CLS 1-4, TIME, SPD1-SPD14, AVG, 85%ile, PSL, PSL%, ACPO, ACPO%, DTT, DTT%. Rows represent time intervals from 00:00 to 00:00.

DIR 1

PROJECT 40187 Bideford, Devon
SITE 40187-001
LOCATION A39 (N)
DIRECTION **SOUTHBOUND** ↓
PSL 70mph

ALL VEHICLES
 Cars, taxis,
 4WD
 LGV
 OGV1
 OGV2

TIME
 0-10mph
 10-15mph
 15-20mph
 20-25mph
 25-30mph
 30-35mph
 35-40mph
 40-45mph
 45-50mph
 50-60mph
 60-70mph
 70-80mph
 80-90mph
 90mph+
 AVG SPD
 85%ile
 PSL SPEEDING
 PSL% SPEEDING
 ACPO SPEEDING
 ACPO% SPEEDING
 DIT SPEEDING
 DIT% SPEEDING

DAY 2 Wed 10 Jul	Total	Cls 1	Cls 2	Cls 3	Cls 4	Fix1	Time	Speed Ranges																	Mean	Vpp 85.0	PSL 60	PSL% 60.0	ACPO 70	ACPO% 70	DIT 70	DIT% 70
								0-10	10-15	15-20	20-25	25-30	30-35	35-40	40-45	45-50	50-60	60-70	70-80	80-90	90-100	0-10	10-15	15-20								
0000	1	1	0	0	0		00:00	0	0	0	0	0	0	0	0	1	0	0	0	0	0	0	0	0	42.4	-	0	0.0	0	0.0	0	0.0
0015	2	2	0	0	0		00:15	0	0	0	0	0	0	0	0	1	1	0	0	0	0	0	0	50.0	-	0	0.0	0	0.0	0	0.0	
0030	3	2	1	0	0		00:30	0	0	0	0	0	0	0	0	1	2	0	0	0	0	0	0	46.2	-	0	0.0	0	0.0	0	0.0	
0045	0	0	0	0	0		00:45	0	0	0	0	0	0	0	0	0	0	0	0	0	0	0	0	0.0	-	0	0.0	0	0.0	0	0.0	
0100	1	1	0	0	0		01:00	0	0	0	0	0	0	0	0	1	0	0	0	0	0	0	0	43.5	-	0	0.0	0	0.0	0	0.0	
0115	0	0	0	0	0		01:15	0	0	0	0	0	0	0	0	0	0	0	0	0	0	0	0	0.0	-	0	0.0	0	0.0	0	0.0	
0130	3	3	0	0	0		01:30	0	0	0	0	0	0	0	0	0	1	2	0	0	0	0	0	52.5	-	0	0.0	0	0.0	0	0.0	
0145	4	4	0	0	0		01:45	0	0	0	0	0	0	0	0	0	3	0	1	0	0	0	0	51.2	-	1	25.0	0	0.0	0	0.0	
0200	1	1	0	0	0		02:00	0	0	0	0	0	0	0	0	0	1	0	0	0	0	0	0	47.2	-	0	0.0	0	0.0	0	0.0	
0215	0	0	0	0	0		02:15	0	0	0	0	0	0	0	0	0	0	0	0	0	0	0	0	0.0	-	0	0.0	0	0.0	0	0.0	
0230	3	2	1	0	0		02:30	0	0	0	0	0	0	0	1	0	1	0	1	0	0	0	0	48.5	-	1	33.3	0	0.0	0	0.0	
0245	0	0	0	0	0		02:45	0	0	0	0	0	0	0	0	0	0	0	0	0	0	0	0	0.0	-	0	0.0	0	0.0	0	0.0	
0300	2	1	0	0	1		03:00	0	0	0	0	0	0	0	0	1	0	1	0	0	0	0	0	48.4	-	0	0.0	0	0.0	0	0.0	
0315	4	4	0	0	0		03:15	0	0	0	0	0	0	0	1	0	1	2	0	0	0	0	0	47.7	-	0	0.0	0	0.0	0	0.0	
0330	4	4	0	0	0		03:30	0	0	0	0	0	0	0	0	0	2	2	0	0	0	0	0	51.3	-	0	0.0	0	0.0	0	0.0	
0345	1	1	0	0	0		03:45	0	0	0	0	0	0	0	0	0	0	1	0	0	0	0	0	52.9	-	0	0.0	0	0.0	0	0.0	
0400	6	5	1	0	0		04:00	0	0	0	0	0	0	0	0	2	3	1	0	0	0	0	0	47.5	-	0	0.0	0	0.0	0	0.0	
0415	5	3	1	1	0		04:15	0	0	0	0	0	0	0	0	2	1	2	0	0	0	0	0	46.4	-	0	0.0	0	0.0	0	0.0	
0430	8	8	0	0	0		04:30	0	0	0	0	0	0	0	1	0	3	4	0	0	0	0	0	48.4	-	0	0.0	0	0.0	0	0.0	
0445	7	6	1	0	0		04:45	0	0	0	0	0	0	0	0	1	2	4	4	0	0	0	0	49.5	-	0	0.0	0	0.0	0	0.0	
0500	17	15	1	0	1		05:00	0	0	0	0	0	0	0	4	4	6	3	0	0	0	0	0	45.7	49.6	0	0.0	0	0.0	0	0.0	
0515	28	22	5	1	0		05:15	0	0	0	0	0	0	0	6	6	7	9	0	0	0	0	0	46.3	54.1	0	0.0	0	0.0	0	0.0	
0530	23	20	3	0	0		05:30	0	0	0	0	0	0	0	1	3	13	6	0	0	0	0	0	48.3	51.4	0	0.0	0	0.0	0	0.0	
0545	39	37	2	0	0		05:45	0	0	0	0	0	0	0	3	8	13	13	2	0	0	0	0	48.5	54.1	2	5.1	0	0.0	0	0.0	
0600	55	49	4	1	1		06:00	0	0	0	0	0	0	0	0	16	27	12	0	0	0	0	0	47.0	50.2	0	0.0	0	0.0	0	0.0	
0615	69	66	2	1	0		06:15	0	0	0	0	0	0	0	9	32	21	7	0	0	0	0	0	44.2	48.0	0	0.0	0	0.0	0	0.0	
0630	94	83	8	2	1		06:30	0	0	0	0	1	1	16	34	33	9	0	0	0	0	0	0	43.9	48.0	0	0.0	0	0.0	0	0.0	
0645	85	78	7	0	0		06:45	0	0	0	0	0	3	11	32	28	11	0	0	0	0	0	0	44.0	48.5	0	0.0	0	0.0	0	0.0	
0700	121	110	8	3	0		07:00	0	0	0	0	0	11	25	54	29	2	0	0	0	0	0	0	41.9	46.3	0	0.0	0	0.0	0	0.0	
0715	110	103	4	2	1		07:15	0	0	0	0	0	4	9	50	38	9	0	0	0	0	0	0	44.3	48.6	0	0.0	0	0.0	0	0.0	
0730	97	86	6	4	1		07:30	0	0	0	0	0	9	28	41	15	4	0	0	0	0	0	0	41.2	45.7	0	0.0	0	0.0	0	0.0	
0745	112	104	5	3	0		07:45	0	0	0	0	0	14	23	38	29	8	0	0	0	0	0	0	42.1	47.5	0	0.0	0	0.0	0	0.0	
0800	95	88	4	3	0		08:00	0	0	0	0	0	2	16	48	18	11	0	0	0	0	0	0	43.6	46.9	0	0.0	0	0.0	0	0.0	
0815	109	103	4	2	0		08:15	0	0	0	0	2	2	30	46	25	4	0	0	0	0	0	0	42.3	47.5	0	0.0	0	0.0	0	0.0	
0830	69	64	4	1	0		08:30	0	0	0	0	0	5	25	24	10	5	0	0	0	0	0	0	41.1	47.0	0	0.0	0	0.0	0	0.0	
0845	78	74	3	1	0		08:45	0	0	0	0	0	6	28	26	11	6	1	0	0	0	0	0	41.5	45.8	1	1.3	0	0.0	0	0.0	
0900	90	78	8	3	1		09:00	0	0	0	0	0	7	27	34	18	4	0	0	0	0	0	0	42.0	47.0	0	0.0	0	0.0	0	0.0	
0915	117	110	3	3	1		09:15	0	0	0	0	0	4	38	43	29	3	0	0	0	0	0	0	42.0	46.4	0	0.0	0	0.0	0	0.0	
0930	119	109	7	2	0		09:30	0	0	0	0	0	8	37	50	14	9	0	0	0	0	0	0	41.6	46.8	0	0.0	0	0.0	0	0.0	
0945	110	106	2	2	0		09:45	0	0	0	0	0	5	36	41	23	5	0	0	0	0	0	0	41.7	46.5	0	0.0	0	0.0	0	0.0	
1000	141	132	7	1	1		10:00	0	0	0	0	1	3	46	66	21	4	0	0	0	0	0	0	41.6	45.2	0	0.0	0	0.0	0	0.0	
1015	134	128	4	2	0		10:15	0	0	0	0	0	4	41	62	22	5	0	0	0	0	0	0	42.0	45.3	0	0.0	0	0.0	0	0.0	
1030	129	120	4	4	1		10:30	0	0	0	0	0	12	38	44	25	10	0	0	0	0	0	0	41.9	47.5	0	0.0	0	0.0	0	0.0	
1045	119	115	3	1	0		10:45	0	0	0	0	0	2	33	45	31	8	0	0	0	0	0	0	42.9	47.4	0	0.0	0	0.0	0	0.0	
1100	113	104	7	1	1		11:00	0	0	0	0	5	11	31	48	16	2	0	0	0	0	0	0	40.4	45.2	0	0.0	0	0.0	0	0.0	
1115	126	122	1	2	1		11:15	0	0	0	0	4	13	24	54	28	3	0	0	0	0	0	0	41.3	47.0	0	0.0	0	0.0	0	0.0	
1130	139	127	9	3	0		11:30	0	0	0	0	0	10	43	58	22	6	0	0	0	0	0	0	41.6	45.8	0	0.0	0	0.0	0	0.0	
1145	136	130	5	1	0		11:45	0	0	0	0	0	3	41	63	25	4	0	0	0	0	0	0	42.0	46.3	0	0.0	0	0.0	0	0.0	
1200	104	98	3	2	1		12:00	0	0	0	0	1	6	19	45	24	9	0	0	0	0	0	0	42.9	47.9	0	0.0	0	0.0	0	0.0	
1215	100	94	3	3	0		12:15	0	0	0	0	2	18	16	33	23	8	0	0	0	0	0	0	41.4	47.5	0	0.0	0	0.0	0	0.0	
1230	112	106	3	3	0		12:30	0	0	0	0	2	9	25	46	25	5	0	0	0	0	0	0	42.1	46.9	0	0.0	0	0.0	0	0.0	
1245	104	97	4	3	0		12:45	0	0	0	0	1	13	35	18	31	6	0	0	0	0	0	0	41.8	47.6	0	0.0	0	0.0	0	0.0	
1300	116	111	4	1																												

DIR 1

TOTAL	CLASS 1	CLASS 2	CLASS 3	CLASS 4	TIME	0-10mph	10-15mph	15-20mph	20-25mph	25-30mph	30-35mph	35-40mph	40-45mph	45-50mph	50-60mph	60-70mph	70-80mph	80-90mph	90mph+	AVG SPD	85%ile	PSL SPEEDING	PSL% SPEEDING	ACPO SPEEDING	ACPO% SPEEDING	DTT SPEEDING	DTT% SPEEDING
-------	---------	---------	---------	---------	------	---------	----------	----------	----------	----------	----------	----------	----------	----------	----------	----------	----------	----------	--------	---------	--------	--------------	---------------	---------------	----------------	--------------	---------------

PROJECT 40187 Bideford, Devon
 SITE 40187-001
 LOCATION A39 (N)
 DIRECTION **SOUTHBOUND** ↓
 PSL 70mph

ALL VEHICLES
 Cars, taxis,
 4WD
 LGV
 OGV1
 OGV2

0 - 10 mph
 10 - 15 mph
 15 - 20 mph
 20 - 25 mph
 25 - 30 mph
 30 - 35 mph
 35 - 40 mph
 40 - 45 mph
 45 - 50 mph
 50 - 60 mph
 60 - 70 mph
 70 - 80 mph
 80 - 90 mph
 90 - 100 mph
 AVG SPD
 85%ile
 > 70mph
 % > 70mph

DAY 4 Fri 12 Jul	Total	Cls				Fix1	Time	Speed										Mean	Vpp	PSL	PSL% 80	ACPO 80%	ACPO% 80%	DTT	DTT%			
		1	2	3	4			0	10	15	20	25	30	35	40	45	50									60	70	80
0000	4	3	0	1	0		00:00	0	0	0	0	0	0	1	0	1	1	0	0	0	51.3	-	55.0	25.0	0	0	0	0
0015	3	2	1	0	0		00:15	0	0	0	0	0	0	1	1	1	0	0	0	47.4	-	0	0	0	0	0	0	
0030	5	5	0	0	0		00:30	0	0	0	0	0	0	1	3	1	0	0	0	48.8	-	0	0	0	0	0	0	
0045	3	3	0	0	0		00:45	0	0	0	0	0	0	0	2	1	0	0	0	60.3	-	1	33.3	0	0	0	0	
0100	0	0	0	0	0		01:00	0	0	0	0	0	0	0	0	0	0	0	0	0.0	-	0	0.0	0	0	0	0	
0115	5	5	0	0	0		01:15	0	0	0	0	0	1	0	2	2	0	0	0	47.4	-	0	0.0	0	0	0	0	
0130	1	1	0	0	0		01:30	0	0	0	0	0	0	0	1	0	0	0	0	50.3	-	0	0.0	0	0	0	0	
0145	4	4	0	0	0		01:45	0	0	0	0	0	0	0	2	2	0	0	0	55.7	-	2	50.0	1	25.0	0	0	
0200	0	0	0	0	0		02:00	0	0	0	0	0	0	0	0	0	0	0	0	0.0	-	0	0.0	0	0	0	0	
0215	1	1	0	0	0		02:15	0	0	0	0	0	0	0	1	0	0	0	0	50.3	-	0	0.0	0	0	0	0	
0230	2	2	0	0	0		02:30	0	0	0	0	0	0	1	1	0	0	0	0	44.7	-	0	0.0	0	0	0	0	
0245	3	3	0	0	0		02:45	0	0	0	0	0	0	1	1	1	0	0	0	54.5	-	1	33.3	1	33.3	0	0	
0300	2	2	0	0	0		03:00	0	0	0	0	0	1	0	0	1	0	0	0	45.2	-	0	0.0	0	0	0	0	
0315	4	3	1	0	0		03:15	0	0	0	0	0	0	1	0	3	0	0	0	52.7	-	0	0.0	0	0	0	0	
0330	5	4	1	0	0		03:30	0	0	0	0	0	0	3	0	2	0	0	0	47.0	-	0	0.0	0	0	0	0	
0345	5	5	0	0	0		03:45	0	0	0	0	0	0	0	4	1	0	0	0	58.5	-	1	20.0	0	0	0	0	
0400	1	0	0	1	0		04:00	0	0	0	0	0	1	0	0	0	0	0	0	39.1	-	0	0.0	0	0	0	0	
0415	6	5	1	0	0		04:15	0	0	0	0	0	1	0	4	1	0	0	0	46.8	-	0	0.0	0	0	0	0	
0430	8	8	0	0	0		04:30	0	0	0	0	0	0	1	5	1	1	0	0	48.7	-	1	12.5	0	0	0	0	
0445	12	10	2	0	0		04:45	0	0	0	0	0	0	1	6	6	0	0	49	52.5	0	0	0	0	0	0		
0500	22	20	1	1	0		05:00	0	0	0	0	0	1	5	9	7	0	0	48.0	51.0	0	0	0	0	0	0		
0515	19	18	0	1	0		05:15	0	0	0	0	0	4	4	2	9	0	0	46.9	53.6	0	0	0	0	0	0		
0530	25	23	1	0	1		05:30	0	0	0	0	0	2	4	7	11	1	0	49.0	55.3	1	4.0	0	0	0	0		
0545	45	39	5	1	0		05:45	0	0	0	0	0	2	9	12	20	2	0	49.8	55.9	1	2.2	0	0	0	0		
0600	46	42	2	1	1		06:00	0	0	0	0	0	4	12	14	16	0	0	46.9	51.3	0	0	0	0	0	0		
0615	66	61	4	1	0		06:15	0	0	0	0	4	4	23	22	13	0	0	45.7	50.8	0	0	0	0	0	0		
0630	102	93	5	2	2		06:30	0	0	0	0	3	22	33	38	5	0	1	43.9	48.0	1	1.0	1	1.0	1	1.0		
0645	91	85	3	2	1		06:45	0	0	0	0	11	23	18	24	5	0	0	47.1	48.3	0	0	0	0	0	0		
0700	93	93	0	1	0		07:00	0	0	0	0	2	10	47	29	15	0	0	44.5	49.2	0	0	0	0	0	0		
0715	118	111	3	3	1		07:15	0	0	0	0	0	16	49	44	8	1	0	44.5	48.6	1	0.8	0	0	0	0		
0730	103	93	8	1	1		07:30	0	0	0	0	6	2	19	41	21	14	0	42.7	49.1	0	0	0	0	0	0		
0745	105	97	4	4	0		07:45	0	0	0	1	2	6	13	38	32	11	2	43.3	48.6	2	1.9	0	0	0	0		
0800	110	105	2	2	1		08:00	0	0	0	0	4	23	47	25	11	0	0	43.3	48.0	0	0	0	0	0	0		
0815	99	90	6	3	0		08:15	0	0	0	0	1	11	52	21	14	0	0	44.1	49.2	0	0	0	0	0	0		
0830	94	89	3	1	1		08:30	0	0	0	0	8	10	33	36	20	6	1	41.4	47.5	1	1.1	1	1.1	0	0		
0845	121	109	8	3	1		08:45	0	0	1	3	6	5	34	45	24	3	0	40.2	45.7	0	0	0	0	0	0		
0900	116	108	5	3	0		09:00	0	0	0	0	4	36	51	19	6	0	0	41.8	45.8	0	0	0	0	0	0		
0915	114	107	4	2	1		09:15	0	0	0	0	8	39	35	28	4	0	0	41.7	46.3	0	0	0	0	0	0		
0930	118	111	3	3	1		09:30	0	0	0	0	8	27	55	19	9	0	0	42.5	46.9	0	0	0	0	0	0		
0945	118	113	5	0	0		09:45	0	0	0	0	8	46	44	15	5	0	0	40.9	45.5	0	0	0	0	0	0		
1000	126	120	6	0	0		10:00	0	0	0	0	11	39	38	30	8	0	0	41.8	47.4	0	0	0	0	0	0		
1015	121	111	9	1	0		10:15	0	0	0	0	11	28	45	29	7	1	0	42.3	47.0	1	0.8	0	0	0	0		
1030	136	131	5	0	0		10:30	0	0	0	1	0	11	50	57	14	3	0	40.6	44.1	0	0	0	0	0	0		
1045	142	132	9	1	0		10:45	0	0	0	1	3	9	39	49	32	9	0	41.6	47.0	0	0	0	0	0	0		
1100	121	114	3	4	0		11:00	0	0	0	0	3	51	43	17	6	1	0	41.4	45.3	1	0.8	0	0	0	0		
1115	112	106	5	1	0		11:15	0	0	0	0	4	33	41	20	14	0	0	43.0	49.6	0	0	0	0	0	0		
1130	128	119	7	2	0		11:30	0	0	0	0	3	42	57	20	6	0	0	41.9	46.3	0	0	0	0	0	0		
1145	124	120	4	0	0		11:45	0	0	0	0	4	31	58	24	6	1	0	42.6	47.0	1	0.8	0	0	0	0		
1200	130	126	3	1	0		12:00	0	0	0	0	5	37	58	28	2	2	0	41.8	46.3	0	0	0	0	0	0		
1215	122	118	4	0	0		12:15	0	0	0	0	1	12	26	38	30	11	1	42.4	47.4	1	0.8	0	0	0	0		
1230	134	125	9	0	0		12:30	0	0	0	0	3	37	65	23	6	0	0	42.0	45.8	0	0	0	0	0	0		
1245	120	114	3	3	0		12:45	0	0	0	0	7	2	30	23	45	13	0	43.3	49.6	0	0	0	0	0	0		
1300	136	134	2	0	0		13:00	0	0	0	0	1	39	54	27	15	0	0	43.1	48.1	0	0	0	0	0	0		
1315	120	113	5	2	0		13:15	0	0	0	0	7	38	42	22	11	0	0	42.2	48.0	0	0	0	0	0	0		
1330	124	119	5	0	0		13:30	0	0	0	0	2	17	32	41	26	6	0	41.1	46.1	0	0	0	0	0	0		
1345	132	126	3	3	0		13:45	0	0	0	0	12	36	45	33	6	0	0	42.1	47.4	0	0	0	0	0	0		
1400	125	123	2	0	0		14:00	0	0	0	0	8	23	54	32	8	0	0	43.0	48.0	0	0	0	0	0	0		
1415	123	117	3	3	0		14:15	0	0	0	3	1	2	27	50	34	6	0	42.6	47.5	0	0	0	0	0	0		
1430	167	160	5	1	1		14:30	0	0	0	0	17	52	55	34	9	0	0	41.2	46.4	0	0	0	0	0	0		
1445	148	145	2	1	0		14:45	0	0	1	23	12	5	29	40	34	4	0	38.0	47.2	0	0	0	0	0	0		
1500	141	133	7	1	0		15:00	0	0	0	0	2	10	29	66	28	6	0	4									

DIR 1

TOTAL
CLASS 1
CLASS 2
CLASS 3
CLASS 4

PROJECT 40187 Bideford, Devon
SITE 40187-001
LOCATION A39 (N)
DIRECTION **SOUTHBOUND** ↓
PSL 70mph

ALL VEHICLES
Cars, taxis,
4WD
LGV
OGV1
OGV2

TIME
0-10mph
10-15mph
15-20mph
20-25mph
25-30mph
30-35mph
35-40mph
40-45mph
45-50mph
50-60mph
60-70mph
70-80mph
80-90mph
90mph+
AVG SPD
85%ile
PSL SPEEDING
PSL% SPEEDING
ACPO SPEEDING
ACPO% SPEEDING
DTT SPEEDING
DTT% SPEEDING

0 - 10 mph
10 - 15 mph
15 - 20 mph
20 - 25 mph
25 - 30 mph
30 - 35 mph
35 - 40 mph
40 - 45 mph
45 - 50 mph
50 - 60 mph
60 - 70 mph
70 - 80 mph
80 - 90 mph
90 - 100 mph
AVG SPD
85%ile
> 70mph
> 70mph

DAY 6 Sun 14 Jul	Total	Cls				Fix1	Time	Speed											Mean	Vpp	PSL	PSL%	ACPO	ACPO%	DTT	DTT%				
		1	2	3	4			0	10	15	20	25	30	35	40	45	50	60									70	80	90	
0000	3	3	0	0	0	00:00	0	0	0	0	0	0	0	0	0	0	0	0	0	0	0	0	49.2	-	0	0.0	0	0.0	0	0.0
0015	6	4	1	0	1	00:15	0	0	0	0	0	0	0	2	1	2	0	1	0	0	0	0	45.4	-	1	16.7	0	0.0	0	0.0
0030	3	3	0	0	0	00:30	0	0	0	0	0	0	0	0	1	1	1	0	0	0	0	0	47.9	-	0	0.0	0	0.0	0	0.0
0045	2	2	0	0	0	00:45	0	0	0	0	0	0	0	0	1	1	0	0	0	0	0	0	46.7	-	0	0.0	0	0.0	0	0.0
0100	5	4	1	0	0	01:00	0	0	0	0	0	0	0	2	1	2	0	0	0	0	0	0	48.0	-	0	0.0	0	0.0	0	0.0
0115	6	5	0	0	1	01:15	0	0	0	0	0	0	0	0	0	0	5	1	0	0	0	0	55.1	-	1	16.7	1	16.7	0	0.0
0130	5	5	0	0	0	01:30	0	0	0	0	0	0	0	0	1	2	1	0	0	0	0	0	51.0	-	1	20.0	0	0.0	0	0.0
0145	3	2	0	1	0	01:45	0	0	0	0	0	0	0	0	1	1	1	0	0	0	0	0	48.2	-	0	0.0	0	0.0	0	0.0
0200	1	1	0	0	0	02:00	0	0	0	0	0	0	0	1	0	0	0	0	0	0	0	0	31.8	-	0	0.0	0	0.0	0	0.0
0215	0	0	0	0	0	02:15	0	0	0	0	0	0	0	0	0	0	0	0	0	0	0	0	0	0	0	0	0	0	0	0.0
0230	2	2	0	0	0	02:30	0	0	0	0	0	0	0	0	0	1	0	1	0	0	0	0	54.2	-	1	50.0	0	0.0	0	0.0
0245	2	2	0	0	0	02:45	0	0	0	0	0	0	0	0	1	0	0	1	0	0	0	0	53.6	-	1	50.0	1	50.0	0	0.0
0300	1	1	0	0	0	03:00	0	0	0	0	0	0	0	0	0	0	0	1	0	0	0	0	57.1	-	0	0.0	0	0.0	0	0.0
0315	2	1	0	0	1	03:15	0	0	0	0	0	0	0	0	1	1	0	0	0	0	0	0	44.7	-	0	0.0	0	0.0	0	0.0
0330	0	0	0	0	0	03:30	0	0	0	0	0	0	0	0	0	0	0	0	0	0	0	0	0.0	-	0	0.0	0	0.0	0	0.0
0345	0	0	0	0	0	03:45	0	0	0	0	0	0	0	0	0	0	0	0	0	0	0	0	0.0	-	0	0.0	0	0.0	0	0.0
0400	2	2	0	0	0	04:00	0	0	0	0	0	0	0	0	0	0	0	2	0	0	0	0	55.9	-	0	0.0	0	0.0	0	0.0
0415	2	2	0	0	0	04:15	0	0	0	0	0	0	0	0	1	1	0	0	0	0	0	0	44.9	-	0	0.0	0	0.0	0	0.0
0430	2	2	0	0	0	04:30	0	0	0	0	0	0	0	0	0	0	0	2	0	0	0	0	57.3	-	0	0.0	0	0.0	0	0.0
0445	4	4	0	0	0	04:45	0	0	0	0	0	0	0	0	1	1	0	0	0	0	0	0	48.8	-	0	0.0	0	0.0	0	0.0
0500	4	4	0	0	0	05:00	0	0	0	0	0	0	0	0	1	2	0	0	0	0	0	0	47.5	-	0	0.0	0	0.0	0	0.0
0515	3	2	0	1	0	05:15	0	0	0	0	0	0	0	0	1	1	1	0	0	0	0	0	47.7	-	0	0.0	0	0.0	0	0.0
0530	17	16	0	1	0	05:30	0	0	0	0	0	0	0	0	2	5	10	0	0	0	0	0	50.1	52.5	0	0.0	0	0.0	0	0.0
0545	8	7	1	0	0	05:45	0	0	0	0	0	0	0	0	2	2	4	0	0	0	0	0	48.4	-	0	0.0	0	0.0	0	0.0
0600	4	3	1	0	0	06:00	0	0	0	0	0	0	0	1	0	1	2	0	0	0	0	0	49.4	-	0	0.0	0	0.0	0	0.0
0615	11	10	1	0	0	06:15	0	0	0	0	0	0	0	0	5	2	3	1	0	0	0	0	48.6	57.0	1	9.1	0	0.0	0	0.0
0630	19	19	0	0	0	06:30	0	0	0	0	0	0	0	0	6	8	5	0	0	0	0	0	46.8	53.2	0	0.0	0	0.0	0	0.0
0645	23	23	0	0	0	06:45	0	0	0	0	0	0	0	1	2	6	7	1	0	0	0	0	47.1	51.9	1	4.3	0	0.0	0	0.0
0700	20	17	2	1	0	07:00	0	0	0	0	0	0	0	0	3	5	8	4	0	0	0	0	46.4	52.5	0	0.0	0	0.0	0	0.0
0715	28	28	0	0	0	07:15	0	0	0	0	0	0	0	0	8	7	8	0	0	0	0	0	45.0	49.6	0	0.0	0	0.0	0	0.0
0730	36	36	0	0	0	07:30	0	0	0	0	0	0	0	0	4	8	12	8	4	0	0	0	48.0	52.8	4	11.1	0	0.0	0	0.0
0745	30	28	1	1	0	07:45	0	0	0	0	0	0	0	0	6	9	8	6	1	0	0	0	46.1	53.2	1	3.3	0	0.0	0	0.0
0800	38	37	1	0	0	08:00	0	0	0	0	0	0	0	4	3	10	11	10	0	0	0	0	45.6	51.4	0	0.0	0	0.0	0	0.0
0815	63	61	1	1	0	08:15	0	0	0	0	0	0	0	2	5	19	25	11	1	0	0	0	46.0	50.8	1	1.6	0	0.0	0	0.0
0830	66	65	1	0	0	08:30	0	0	0	0	0	0	0	4	17	19	20	6	0	0	0	0	43.3	48.6	0	0.0	0	0.0	0	0.0
0845	118	116	2	0	0	08:45	0	0	0	0	0	0	0	1	9	30	40	27	11	0	0	0	42.4	48.5	0	0.0	0	0.0	0	0.0
0900	109	109	0	0	0	09:00	0	0	0	0	0	0	0	0	0	21	44	32	12	0	0	0	44.0	49.1	0	0.0	0	0.0	0	0.0
0915	126	119	6	1	0	09:15	0	0	0	0	0	0	0	4	31	54	31	6	0	0	0	0	42.5	46.9	0	0.0	0	0.0	0	0.0
0930	121	120	0	1	0	09:30	0	0	0	0	0	0	0	5	28	47	31	10	0	0	0	0	42.8	49.0	0	0.0	0	0.0	0	0.0
0945	113	110	2	1	0	09:45	0	0	0	0	0	0	0	8	15	50	32	8	0	0	0	0	43.2	47.5	0	0.0	0	0.0	0	0.0
1000	127	126	0	1	0	10:00	0	0	0	0	0	0	0	4	27	48	36	12	0	0	0	0	43.7	48.5	0	0.0	0	0.0	0	0.0
1015	127	124	2	0	1	10:15	0	0	0	0	0	0	0	8	33	51	25	10	0	0	0	0	42.2	47.5	0	0.0	0	0.0	0	0.0
1030	119	119	0	0	0	10:30	0	0	0	0	0	0	0	2	27	59	24	7	0	0	0	0	42.7	46.4	0	0.0	0	0.0	0	0.0
1045	101	97	0	4	0	10:45	0	0	0	0	0	0	0	3	30	50	12	6	0	0	0	0	42.0	45.8	0	0.0	0	0.0	0	0.0
1100	111	110	1	0	0	11:00	0	0	0	0	1	3	10	24	44	24	4	5	0	0	0	0	41.5	47.0	0	0.0	0	0.0	0	0.0
1115	120	118	2	0	0	11:15	0	0	0	0	0	0	0	4	30	47	29	10	0	0	0	0	43.0	47.9	0	0.0	0	0.0	0	0.0
1130	134	131	1	0	2	11:30	0	0	0	0	0	0	0	21	53	40	15	5	0	0	0	0	40.0	44.7	0	0.0	0	0.0	0	0.0
1145	125	124	0	0	1	11:45	0	0	0	0	0	0	0	1	31	53	31	8	0	0	0	0	43.4	47.8	1	0.8	1	0.8	1	0.8
1200	126	123	2	0	0	12:00	0	0	0	0	0	0	0	4	8	3	19	54	30	7	0	0	41.6	46.4	0	0.0	0	0.0	0	0.0
1215	91	90	1	0	0	12:15	0	0	0	0	0	0	0	1	26	34	20	10	0	0	0	0	43.1	49.0	0	0.0	0	0.0	0	0.0
1230	95	95	0	0	0	12:30	0	0	0	0	0	0	0	9	28	32	19	7	0	0	0	0	42.1	47.8	0	0.0	0	0.0	0	0.0
1245	93	93	0	0	0	12:45	0	0	0	0	0	0	0	2	14	42	24	10	1	0	0	0	44.2	49.7	1	1.1	0	0.0	0	0.0
1300	103	100	1	2	0	13:00	0	0	0	0	0	0	0	3	9	21	44	23	2	1	0	0	41.7	46.1	1	1.0	0	0.0	0	0.0
1315	107	106	1	0	0	13:15	0	0	0	0	0	0	0	4	33	42	17	11	0	0	0	0	42.6	47.5	0	0.0	0			

DIR 2

PROJECT 40187 Bideford, Devon
SITE 40187-001
LOCATION A39 (N)
DIRECTION **NORTHBOUND** ↑
PSL 70mph

ALL VEHICLES
 Cars, taxis,
 4WD
 LGV
 OGV1
 OGV2

TIME
 0-10mph
 10-15mph
 15-20mph
 20-25mph
 25-30mph
 30-35mph
 35-40mph
 40-45mph
 45-50mph
 50-60mph
 60-70mph
 70-80mph
 80-90mph
 90mph+
 AVG SPD
 85%ile
 PSL SPEEDING
 PSL% SPEEDING
 ACPO SPEEDING
 ACPO% SPEEDING
 DT SPEEDING
 DT% SPEEDING

0 - 10 mph
 10 - 15 mph
 15 - 20 mph
 20 - 25 mph
 25 - 30 mph
 30 - 35 mph
 35 - 40 mph
 40 - 45 mph
 45 - 50 mph
 50 - 60 mph
 60 - 70 mph
 70 - 80 mph
 80 - 90 mph
 90 - 100 mph
 AVG SPD
 85%ile
 > 70mph
 % > 70mph

DAY 3	Total	Cls					Fix1	Time	Speed										Mean	Vpp	PSL	PSL%	ACPO	ACPO%	DT	DT%			
		1	2	3	4	5			0	10	15	20	25	30	35	40	45	50									60	70	80
0000	1	1	0	0	0		00:00	0	0	0	0	0	0	0	0	0	0	0	0	0	0	52.8	55.0	0	0.0	0	0.0	0	0.0
0015	1	1	0	0	0		00:15	0	0	0	0	0	0	0	1	0	0	0	0	0	0	44.3	-	0	0.0	0	0.0	0	0.0
0030	1	1	0	0	0		00:30	0	0	0	0	0	0	0	0	1	0	0	0	0	0	45.9	-	0	0.0	0	0.0	0	0.0
0045	3	2	1	0	0		00:45	0	0	0	0	0	0	1	1	0	1	0	0	0	0	44.5	-	0	0.0	0	0.0	0	0.0
0100	0	0	0	0	0		01:00	0	0	0	0	0	0	0	0	0	0	0	0	0	0	0.0	-	0	0.0	0	0.0	0	0.0
0115	1	0	0	1	0		01:15	0	0	0	0	0	0	0	0	0	1	0	0	0	0	54.4	-	0	0.0	0	0.0	0	0.0
0130	2	1	1	0	0		01:30	0	0	0	0	0	0	0	0	0	1	0	1	0	0	64.4	-	1	50.0	1	50.0	1	50.0
0145	0	0	0	0	0		01:45	0	0	0	0	0	0	0	0	0	0	0	0	0	0	0.0	-	0	0.0	0	0.0	0	0.0
0200	1	1	0	0	0		02:00	0	0	0	0	0	0	0	1	0	0	0	0	0	0	42.3	-	0	0.0	0	0.0	0	0.0
0215	3	3	0	0	0		02:15	0	0	0	0	0	0	0	0	1	1	1	0	0	0	52.6	-	1	33.3	0	0.0	0	0.0
0230	1	1	0	0	0		02:30	0	0	0	0	0	0	0	1	0	0	0	0	0	0	36.8	-	0	0.0	0	0.0	0	0.0
0245	5	3	1	1	0		02:45	0	0	0	0	0	1	1	2	0	0	1	0	0	0	49.3	-	1	20.0	1	20.0	1	20.0
0300	5	4	1	0	0		03:00	0	0	0	0	0	1	0	1	1	2	0	0	0	0	53.1	-	2	40.0	0	0.0	0	0.0
0315	1	1	0	0	0		03:15	0	0	0	0	0	0	0	0	1	0	0	0	0	0	54.2	-	0	0.0	0	0.0	0	0.0
0330	6	3	1	0	2		03:30	0	0	0	0	0	0	2	2	2	2	0	0	0	0	48.6	-	0	0.0	0	0.0	0	0.0
0345	2	2	0	0	0		03:45	0	0	0	0	0	0	0	1	0	1	0	0	0	0	50.6	-	0	0.0	0	0.0	0	0.0
0400	12	8	2	0	2		04:00	0	0	0	0	0	0	2	2	2	6	0	0	0	0	47.9	53.0	0	0.0	0	0.0	0	0.0
0415	12	9	2	1	0		04:15	0	0	0	0	2	0	2	0	1	4	3	0	0	0	48.8	61.3	3	25.0	0	0.0	0	0.0
0430	22	20	2	0	0		04:30	0	1	0	0	0	0	0	2	9	9	1	0	0	0	46.5	52.1	1	4.5	1	4.5	0	0.0
0445	14	10	2	1	1		04:45	0	0	0	0	0	0	0	4	1	7	1	0	0	0	49.9	57.3	1	7.1	0	0.0	0	0.0
0500	32	26	4	1	1		05:00	0	0	0	0	0	0	4	5	7	14	2	0	0	0	49.2	57.3	2	6.2	0	0.0	0	0.0
0515	41	31	8	1	1		05:15	0	0	0	0	0	0	3	13	7	15	1	2	0	0	49.9	57.1	3	7.3	2	4.9	2	4.9
0530	65	51	9	3	2		05:30	0	0	0	0	0	4	5	14	13	23	6	0	0	0	48.6	57.8	6	9.2	1	1.5	0	0.0
0545	75	47	25	2	1		05:45	0	0	0	0	0	7	12	14	25	16	1	0	0	0	45.0	50.7	1	1.3	0	0.0	0	0.0
0600	105	71	27	7	0		06:00	0	0	0	0	2	14	14	23	17	33	2	0	0	0	45.0	53.6	2	1.9	0	0.0	0	0.0
0615	139	101	32	5	1		06:15	0	0	0	0	6	21	52	46	14	0	0	0	0	0	43.9	47.1	0	0.0	0	0.0	0	0.0
0630	135	90	37	6	2		06:30	0	0	0	0	4	38	47	31	15	0	0	0	0	0	43.3	48.3	0	0.0	0	0.0	0	0.0
0645	165	114	46	3	2		06:45	0	0	0	0	22	9	52	54	18	12	0	0	0	0	39.2	45.3	0	0.0	0	0.0	0	0.0
0700	162	110	45	3	1		07:00	0	0	0	0	0	27	45	42	31	17	0	0	0	0	41.7	47.8	0	0.0	0	0.0	0	0.0
0715	158	103	46	6	3		07:15	0	0	0	0	0	18	56	54	20	6	0	0	0	0	40.0	45.2	0	0.0	0	0.0	0	0.0
0730	211	134	67	7	3		07:30	0	0	0	0	0	27	92	70	14	8	0	0	0	0	39.7	43.0	0	0.0	0	0.0	0	0.0
0745	165	98	43	20	4		07:45	0	0	0	0	8	36	39	47	15	20	0	0	0	0	40.5	47.5	0	0.0	0	0.0	0	0.0
0800	152	111	37	4	0		08:00	0	0	0	0	0	0	59	65	23	5	0	0	0	0	41.5	45.9	0	0.0	0	0.0	0	0.0
0815	148	93	46	8	1		08:15	0	0	0	0	25	12	24	39	46	2	0	0	0	0	40.3	46.2	0	0.0	0	0.0	0	0.0
0830	158	111	36	5	6		08:30	0	0	0	0	3	54	60	28	13	0	0	0	0	0	37.4	42.3	0	0.0	0	0.0	0	0.0
0845	127	96	24	3	4		08:45	0	0	0	0	0	30	50	33	11	3	0	0	0	0	38.7	44.6	0	0.0	0	0.0	0	0.0
0900	161	110	41	7	3		09:00	0	0	0	0	19	19	16	55	32	18	2	0	0	0	36.4	43.5	0	0.0	0	0.0	0	0.0
0915	151	114	31	4	2		09:15	0	0	0	0	0	6	61	55	26	3	0	0	0	0	41.3	45.8	0	0.0	0	0.0	0	0.0
0930	147	104	38	3	2		09:30	0	0	0	0	0	0	59	60	19	9	0	0	0	0	41.7	45.2	0	0.0	0	0.0	0	0.0
0945	153	109	37	2	2		09:45	0	0	0	0	9	30	56	22	10	0	0	0	0	0	39.4	46.8	0	0.0	0	0.0	0	0.0
1000	144	101	26	9	8		10:00	0	0	0	0	2	71	31	34	6	0	0	0	0	0	41.3	45.8	0	0.0	0	0.0	0	0.0
1015	159	114	28	10	7		10:15	0	0	0	4	37	31	50	26	6	4	1	0	0	0	35.7	42.3	1	0.6	0	0.0	0	0.0
1030	153	102	38	10	3		10:30	0	0	0	0	1	24	64	50	8	6	0	0	0	0	39.9	42.9	0	0.0	0	0.0	0	0.0
1045	128	83	30	7	8		10:45	0	0	0	0	1	48	32	28	14	5	0	0	0	0	38.1	44.6	0	0.0	0	0.0	0	0.0
1100	150	107	36	4	3		11:00	0	0	0	0	2	58	44	26	14	5	1	0	0	0	37.8	43.0	0	0.0	0	0.0	0	0.0
1115	155	112	34	7	2		11:15	0	0	0	0	0	27	43	71	13	1	0	0	0	0	39.5	44.0	0	0.0	0	0.0	0	0.0
1130	159	108	35	9	7		11:30	0	0	0	0	10	27	66	40	12	4	0	0	0	0	38.5	43.3	0	0.0	0	0.0	0	0.0
1145	124	84	30	6	4		11:45	0	0	0	4	6	2	40	46	21	5	0	0	0	0	40.6	46.5	0	0.0	0	0.0	0	0.0
1200	136	92	40	1	3		12:00	0	0	0	0	0	10	75	28	19	4	0	0	0	0	40.0	45.3	0	0.0	0	0.0	0	0.0
1215	133	89	34	7	3		12:15	0	0	0	0	9	13	36	34	27	13	0	0	0	0	41.0	47.6	0	0.0	0	0.0	0	0.0
1230	151	106	34	8	3		12:30	0	0	0	0	17	25	43	43	8	14	1	0	0	0	39.3	44.7	1	0.7	0	0.0	0	0.0
1245	130	105	18	4	3		12:45	0	0	0	0	2	16	39	39	21	12	1	0	0	0	41.4	47.0	1	0.8	0	0.0	0	0.0
1300	147	100	35	8	4		13:00	0	0	0	0	0	28	37	59	11	11	1	0	0	0	40.5	44.7	1	0.7	0	0.0	0	0.0
1315	139	90	43	6	0		13:15	0	0	0	0	18	4	40	37	29	9	2	0	0	0	41.0	48.0	2	1.4	0	0.0	0	0.0
1330	168	126	35	5	2		13:30	0	0	0	0	1	15	38	69	34	11	0	0	0									

DIR 2

PROJECT 40187 Bideford, Devon
SITE 40187-001
LOCATION A39 (N)
DIRECTION **NORTHBOUND** ↑
PSL 70mph

ALL VEHICLES
 Cars, taxis,
 4WD
 LGV
 OGV1
 OGV2

TIME
 0-10mph
 10-15mph
 15-20mph
 20-25mph
 25-30mph
 30-35mph
 35-40mph
 40-45mph
 45-50mph
 50-60mph
 60-70mph
 70-80mph
 80-90mph
 90mph+
AVG SPD
 85%ile
PSL SPEEDING
PSL% SPEEDING
ACPO SPEEDING
ACPO% SPEEDING
DTT SPEEDING
DTT% SPEEDING

DAY 5 Sat 13 Jul	Total	Cls					Fix1	Time	Speed											Mean	Vpp	PSL	PSL% 85.0	ACPO 70mph	ACPO% > 70mph	DTT	DTT%		
		1	2	3	4	5			0	10	15	20	25	30	35	40	45	50	60									70	80
0000	4	2	2	0	0		00:00	0	0	0	0	0	0	0	0	1	1	2	0	0	0	55.6	-	52	50.0	0	0.0	0	0.0
0015	6	6	0	0	0		00:15	0	0	0	0	0	0	1	0	3	1	1	0	0	0	49.2	-	1	16.7	0	0.0	0	0.0
0030	1	1	0	0	0		00:30	0	0	0	0	0	0	0	1	0	0	0	0	0	0	41.9	-	0	0.0	0	0.0	0	0.0
0045	6	3	1	0	2		00:45	0	0	0	0	0	0	1	3	1	0	1	0	0	0	45.6	-	1	16.7	0	0.0	0	0.0
0100	4	4	0	0	0		01:00	0	0	0	0	0	0	0	0	1	1	2	0	0	0	61.2	-	2	50.0	2	50.0	0	0.0
0115	3	3	0	0	0		01:15	0	0	0	0	0	0	0	0	1	2	0	0	0	0	53.0	-	0	0.0	0	0.0	0	0.0
0130	2	1	1	0	0		01:30	0	0	0	0	0	0	0	0	1	1	0	0	0	0	50.5	-	0	0.0	0	0.0	0	0.0
0145	1	1	0	0	0		01:45	0	0	0	0	0	0	0	0	0	0	1	0	0	0	50.1	-	0	0.0	0	0.0	0	0.0
0200	4	1	2	0	1		02:00	0	0	0	0	0	0	0	0	0	3	1	0	0	0	57.1	-	1	25.0	0	0.0	0	0.0
0215	3	2	0	0	1		02:15	0	0	0	0	0	0	1	0	0	0	0	0	0	1	56.9	-	1	33.3	1	33.3	1	33.3
0230	1	1	0	0	0		02:30	0	0	0	0	0	0	0	1	0	0	0	0	0	0	40.4	-	0	0.0	0	0.0	0	0.0
0245	0	0	0	0	0		02:45	0	0	0	0	0	0	0	0	0	0	0	0	0	0	0.0	-	0	0.0	0	0.0	0	0.0
0300	0	0	0	0	0		03:00	0	0	0	0	0	0	0	0	0	0	0	0	0	0	0.0	-	0	0.0	0	0.0	0	0.0
0315	2	2	0	0	0		03:15	0	0	0	0	0	1	0	0	0	0	1	0	0	0	50.8	-	1	50.0	0	0.0	0	0.0
0330	3	3	0	0	0		03:30	0	0	0	0	0	0	0	0	0	2	1	0	0	0	55.6	-	1	33.3	0	0.0	0	0.0
0345	5	5	0	0	0		03:45	0	0	0	0	0	0	0	0	2	3	0	0	0	0	50.6	-	0	0.0	0	0.0	0	0.0
0400	7	4	3	0	0		04:00	0	0	0	0	0	0	0	1	3	1	2	0	0	0	52.6	-	2	28.6	0	0.0	0	0.0
0415	12	7	3	1	1		04:15	0	0	0	0	0	0	2	2	3	6	0	0	0	0	49.6	53.6	0	0.0	0	0.0	0	0.0
0430	12	9	2	0	1		04:30	0	0	0	0	0	2	2	2	3	2	1	0	0	0	44.4	53.2	0	0.0	0	0.0	0	0.0
0445	6	2	2	1	1		04:45	0	0	0	0	0	1	1	0	3	1	0	0	0	0	45.0	-	0	0.0	0	0.0	0	0.0
0500	18	15	1	1	1		05:00	0	0	0	0	1	0	3	1	1	11	1	0	0	0	49.5	56.8	1	5.6	0	0.0	0	0.0
0515	16	13	2	1	0		05:15	0	0	0	0	0	0	0	1	5	10	0	0	0	0	51.8	55.3	0	0.0	0	0.0	0	0.0
0530	23	22	0	0	1		05:30	0	0	0	0	0	2	8	6	2	5	0	0	0	0	49.1	60.0	4	17.4	0	0.0	0	0.0
0545	31	24	6	0	1		05:45	0	0	0	0	0	4	2	10	14	1	0	0	0	0	49.4	53.7	1	3.2	0	0.0	0	0.0
0600	45	36	9	0	0		06:00	0	0	0	0	0	1	11	12	20	1	0	0	0	0	49.6	56.0	1	2.2	0	0.0	0	0.0
0615	43	35	7	0	1		06:15	0	0	0	0	0	7	7	9	20	0	0	0	0	0	48.3	55.3	0	0.0	0	0.0	0	0.0
0630	39	27	11	1	0		06:30	0	0	0	0	0	5	4	4	5	20	1	0	0	0	48.2	56.5	1	2.6	0	0.0	0	0.0
0645	52	45	15	0	2		06:45	0	0	0	0	0	2	8	9	25	10	7	0	0	0	47.8	52.5	7	11.3	2	3.2	0	0.0
0700	55	38	15	2	0		07:00	0	0	0	0	1	9	25	14	6	0	0	0	0	0	43.8	49.1	0	0.0	0	0.0	0	0.0
0715	69	50	16	2	2		07:15	0	0	0	0	0	4	30	24	10	0	0	0	0	0	45.0	48.8	0	0.0	0	0.0	0	0.0
0730	93	63	29	0	1		07:30	0	0	0	0	6	0	24	34	18	10	1	0	0	0	43.0	49.3	1	1.1	0	0.0	0	0.0
0745	113	91	19	2	1		07:45	0	0	4	0	1	10	28	25	32	13	0	0	0	0	41.8	48.8	0	0.0	0	0.0	0	0.0
0800	119	94	21	3	1		08:00	0	0	0	0	1	35	43	27	13	0	0	0	0	0	43.5	48.6	0	0.0	0	0.0	0	0.0
0815	124	103	20	1	0		08:15	0	0	0	0	12	29	30	29	22	1	0	1	0	0	44.0	51.1	2	1.6	1	0.8	1	0.8
0830	138	96	37	3	2		08:30	0	0	0	0	21	48	40	22	6	1	0	0	0	0	40.4	46.1	1	0.7	0	0.0	0	0.0
0845	132	94	36	1	1		08:45	0	0	0	0	6	1	66	36	10	13	0	0	0	0	40.7	46.3	0	0.0	0	0.0	0	0.0
0900	164	120	40	3	1		09:00	0	0	0	0	2	41	50	51	14	6	0	0	0	0	38.9	43.5	0	0.0	0	0.0	0	0.0
0915	158	110	46	2	0		09:15	0	0	0	0	0	23	48	59	26	2	0	0	0	0	40.5	45.3	0	0.0	0	0.0	0	0.0
0930	172	128	39	4	1		09:30	0	0	0	0	0	43	65	45	14	5	0	0	0	0	38.5	43.3	0	0.0	0	0.0	0	0.0
0945	129	106	17	4	2		09:45	0	0	0	0	1	4	37	47	33	7	0	0	0	0	42.4	46.5	0	0.0	0	0.0	0	0.0
1000	171	124	44	1	2		10:00	0	0	0	0	15	73	66	14	3	0	0	0	0	0	39.8	43.1	0	0.0	0	0.0	0	0.0
1015	154	119	29	5	1		10:15	0	0	0	0	9	74	46	20	5	0	0	0	0	0	40.4	45.0	0	0.0	0	0.0	0	0.0
1030	127	96	28	2	1		10:30	0	0	0	0	6	3	51	48	11	8	0	0	0	0	40.5	44.8	0	0.0	0	0.0	0	0.0
1045	152	97	49	4	2		10:45	0	0	0	0	4	0	42	87	13	6	0	0	0	0	41.4	44.2	0	0.0	0	0.0	0	0.0
1100	119	79	33	3	4		11:00	0	0	0	0	18	31	45	19	6	0	0	0	0	0	41.3	45.6	0	0.0	0	0.0	0	0.0
1115	130	100	26	3	1		11:15	0	0	0	0	2	36	33	43	14	2	0	0	0	0	38.6	43.5	0	0.0	0	0.0	0	0.0
1130	143	101	40	2	0		11:30	0	0	0	0	10	17	50	37	17	8	0	0	0	0	40.3	45.6	4	2.8	4	2.8	4	2.8
1145	137	108	27	2	0		11:45	0	0	0	0	9	53	41	20	14	0	0	0	0	0	41.6	46.8	0	0.0	0	0.0	0	0.0
1200	136	110	25	1	0		12:00	0	0	0	0	0	65	47	17	6	1	0	0	0	0	41.1	45.2	1	0.7	0	0.0	0	0.0
1215	134	111	18	3	2		12:15	0	0	0	0	0	16	40	48	18	11	1	0	0	0	41.6	46.3	1	0.7	0	0.0	0	0.0
1230	137	94	39	4	0		12:30	0	0	0	0	11	82	41	17	5	1	0	0	0	0	40.8	45.3	1	0.7	0	0.0	0	0.0
1245	117	91	26	0	0		12:45	0	0	0	0	19	29	39	27	3	0	0	0	0	0	40.8	46.3	0	0.0	0	0.0	0	0.0
1300	136	112	20	3	1		13:00	0	0	0	0	15	40	65	11	5	0	0	0	0	0	40.6	44.1	0	0.0	0	0.0	0	0.0
1315	145	103	40	2	0		13:15	0	0	0	0	13	50	57	15	9	1	0	0	0	0	41.2	45.8	1	0.7	1	0.7	0	0.0
1330	158	124	34	0	0		13:30	0	0	0	0	15	75	43	18	7	0	0	0	0	0	40.6	45.1	0	0.0	0	0.0	0	0.0
1345	122	97	25	0	0		13:45	0	0	0	0	0	45	49	25	3	0	0	0	0	0	42.1	45.3						

DIR 2

TOTAL	CLASS 1	CLASS 2	CLASS 3	CLASS 4	TIME	0-10mph	10-15mph	15-20mph	20-25mph	25-30mph	30-35mph	35-40mph	40-45mph	45-50mph	50-60mph	60-70mph	70-80mph	80-90mph	90mph+	AVG SPD	85%ile	PSL SPEEDING	PSL% SPEEDING	ACPO SPEEDING	ACPO% SPEEDING	DTT SPEEDING	DTT% SPEEDING
-------	---------	---------	---------	---------	------	---------	----------	----------	----------	----------	----------	----------	----------	----------	----------	----------	----------	----------	--------	---------	--------	--------------	---------------	---------------	----------------	--------------	---------------

PROJECT 40187 Bideford, Devon
 SITE 40187-001
 LOCATION A39 (N)
 DIRECTION NORTHBOUND ↑
 PSL 70mph

ALL VEHICLES
 Cars, taxis,
 4WD
 LGV
 OGV1
 OGV2

DAY 6 Sun 14 Jul	Total	Cls 1	Cls 2	Cls 3	Cls 4	Fix1	Time	Speed Ranges																	Mean	Vpp	PSL	PSL% 80	PSL% 90	ACPO 80	ACPO% 90	DTT	DTT%
								0-10	10-15	15-20	20-25	25-30	30-35	35-40	40-45	45-50	50-60	60-70	70-80	80-90	90-100												
0000	7	5	2	0	0		00:00	0	0	0	0	0	0	2	4	1	0	0	0	47.8	55.0	0	0.0	0	0.0	0	0.0						
0015	2	0	2	0	0		00:15	0	0	0	0	0	0	1	0	1	0	0	0	51.8	-	0	0.0	0	0.0	0	0.0						
0030	1	1	0	0	0		00:30	0	0	0	0	0	0	1	0	0	0	0	0	44.7	-	0	0.0	0	0.0	0	0.0						
0045	6	5	1	0	0		00:45	0	0	0	0	0	0	1	1	3	1	0	0	52.0	-	1	16.7	0	0.0	0	0.0						
0100	1	0	1	0	0		01:00	0	0	0	0	0	0	0	1	0	0	0	0	54.9	-	0	0.0	0	0.0	0	0.0						
0115	4	4	0	0	0		01:15	0	0	0	0	0	0	2	0	1	0	1	0	52.2	-	1	25.0	1	25.0	1	25.0						
0130	4	2	2	0	0		01:30	0	0	0	0	0	0	1	0	3	0	0	0	51.0	-	0	0.0	0	0.0	0	0.0						
0145	0	0	0	0	0		01:45	0	0	0	0	0	0	0	0	0	0	0	0	0.0	-	0	0.0	0	0.0	0	0.0						
0200	3	2	1	0	0		02:00	0	0	0	0	0	0	1	0	2	0	0	0	51.1	-	0	0.0	0	0.0	0	0.0						
0215	1	0	0	1	0		02:15	0	0	0	0	0	0	0	0	1	0	0	0	53.2	-	0	0.0	0	0.0	0	0.0						
0230	2	1	0	0	1		02:30	0	0	0	0	0	0	1	1	0	0	0	0	46.2	-	0	0.0	0	0.0	0	0.0						
0245	3	2	0	1	0		02:45	0	0	0	0	0	1	0	1	0	0	1	0	53.0	-	1	33.3	1	33.3	1	33.3						
0300	2	2	0	0	0		03:00	0	0	0	0	0	0	0	2	0	0	0	0	47.2	-	0	0.0	0	0.0	0	0.0						
0315	2	1	1	0	0		03:15	0	0	0	0	0	0	0	1	1	0	0	0	63.0	-	1	50.0	1	50.0	0	0.0						
0330	2	2	0	0	0		03:30	0	0	0	0	1	0	0	0	0	1	0	0	51.9	-	1	50.0	1	50.0	1	50.0						
0345	4	2	2	0	0		03:45	0	0	0	0	1	0	1	1	1	0	0	0	44.4	-	0	0.0	0	0.0	0	0.0						
0400	4	2	2	0	0		04:00	0	0	0	0	0	0	0	2	1	1	0	0	63.0	-	2	50.0	1	25.0	1	25.0						
0415	8	8	0	0	0		04:15	0	0	0	0	0	0	1	0	6	1	0	0	53.5	-	0	0.0	0	0.0	0	0.0						
0430	4	3	1	0	0		04:30	0	0	0	0	0	0	0	2	1	0	1	0	54.7	-	1	25.0	1	25.0	1	25.0						
0445	10	8	1	0	1		04:45	0	0	0	0	0	0	0	4	4	4	2	0	52.1	-	2	20.0	1	10.0	0	0.0						
0500	9	8	1	0	0		05:00	0	0	0	0	0	1	1	1	4	2	0	0	51.1	-	2	22.2	0	0.0	0	0.0						
0515	15	11	4	0	0		05:15	0	0	0	0	0	1	4	2	8	0	0	0	49.8	56.9	0	0.0	0	0.0	0	0.0						
0530	13	10	3	0	0		05:30	0	0	0	0	0	1	2	2	5	3	0	0	51.3	60.5	3	23.1	0	0.0	0	0.0						
0545	16	13	3	0	0		05:45	0	0	0	0	0	1	6	4	5	0	0	0	47.1	50.6	0	0.0	0	0.0	0	0.0						
0600	28	19	8	1	0		06:00	0	0	0	0	0	2	4	4	16	1	1	0	51.7	56.0	2	7.1	1	3.6	1	3.6						
0615	29	23	4	2	0		06:15	0	0	0	0	1	1	5	10	10	2	0	0	49.6	56.4	2	6.9	1	3.4	0	0.0						
0630	37	30	6	0	1		06:30	0	0	0	0	1	8	10	6	12	0	0	0	45.3	52.1	0	0.0	0	0.0	0	0.0						
0645	36	27	8	1	0		06:45	0	0	0	0	0	0	7	4	21	3	1	0	53.5	58.0	4	11.1	3	8.3	1	2.8						
0700	97	26	4	1	3		07:00	0	0	0	0	3	8	12	13	0	0	0	0	47.4	51.8	0	0.0	0	0.0	0	0.0						
0715	38	31	4	2	1		07:15	0	0	0	0	6	4	11	12	2	1	0	0	46.0	57.7	3	7.9	2	5.3	1	2.6						
0730	63	47	13	1	2		07:30	0	0	0	0	2	6	18	21	15	1	0	0	46.5	52.3	1	1.6	0	0.0	0	0.0						
0745	63	55	8	0	0		07:45	0	0	0	0	7	7	12	12	24	1	0	0	45.9	53.1	1	1.6	0	0.0	0	0.0						
0800	53	43	9	1	0		08:00	0	0	0	0	1	6	14	16	15	1	0	0	46.8	54.0	1	1.9	1	1.9	0	0.0						
0815	73	63	9	1	0		08:15	0	0	0	0	2	19	24	17	11	0	0	0	44.0	49.9	0	0.0	0	0.0	0	0.0						
0830	72	63	9	0	0		08:30	0	0	0	0	0	19	29	16	8	0	0	0	43.6	49.1	0	0.0	0	0.0	0	0.0						
0845	99	81	18	0	0		08:45	0	0	0	0	1	14	30	27	27	0	0	0	45.6	52.5	0	0.0	0	0.0	0	0.0						
0900	119	98	19	0	2		09:00	0	0	0	0	2	42	40	27	8	0	0	0	42.6	46.8	0	0.0	0	0.0	0	0.0						
0915	133	98	35	0	0		09:15	0	0	0	0	0	31	69	30	3	0	0	0	42.5	46.9	0	0.0	0	0.0	0	0.0						
0930	143	109	33	0	1		09:30	0	0	0	0	13	61	25	12	11	1	0	0	39.9	46.3	1	0.7	0	0.0	0	0.0						
0945	167	126	40	0	1		09:45	0	0	0	0	10	1	68	60	24	3	1	0	40.1	45.2	1	0.6	0	0.0	0	0.0						
1000	137	105	28	1	3		10:00	0	0	0	0	11	39	49	29	9	0	0	0	42.1	49.1	0	0.0	0	0.0	0	0.0						
1015	148	112	32	3	1		10:15	0	0	0	0	12	80	43	13	0	0	0	0	39.3	43.3	0	0.0	0	0.0	0	0.0						
1030	143	113	25	2	3		10:30	0	0	0	0	7	11	42	48	31	3	1	0	40.6	46.5	1	0.7	0	0.0	0	0.0						
1045	163	117	42	1	3		10:45	0	0	0	0	0	20	53	55	25	0	0	0	41.5	47.2	0	0.0	0	0.0	0	0.0						
1100	166	129	33	3	1		11:00	0	0	0	0	11	69	52	25	9	0	0	0	41.5	47.3	0	0.0	0	0.0	0	0.0						
1115	162	107	52	3	0		11:15	0	0	0	0	1	34	57	57	9	4	0	0	39.4	44.0	0	0.0	0	0.0	0	0.0						
1130	140	96	39	2	3		11:30	0	0	0	0	4	14	60	38	18	5	1	0	40.1	45.2	1	0.7	0	0.0	0	0.0						
1145	168	126	42	0	0		11:45	0	0	0	0	19	75	54	14	6	0	0	0	39.8	44.1	0	0.0	0	0.0	0	0.0						
1200	158	124	31	2	1		12:00	0	0	0	0	23	58	54	18	5	0	0	0	40.0	44.1	0	0.0	0	0.0	0	0.0						
1215	126	91	35	0	0		12:15	0	0	0	0	0	18	71	21	14	2	0	0	38.9	43.0	0	0.0	0	0.0	0	0.0						
1230	148	97	51	0	0		12:30	0	0	0	0	3	50	77	12	6	0	0	0	41.3	44.1	0	0.0	0	0.0	0	0.0						
1245	141	101	38	1	1		12:45	0	0	0	0	16	52	43	19	10	1	0	0	41.2	46.2	1	0.7	0	0.0	0	0.0						
1300	127	99	25	2	1		13:00	0	0	0	0	1	30	47	38	7	4	0	0	39.5	43.5	0	0.0	0	0.0	0	0.0						
1315	135	102	26	6	1		13:15	0	0	0	0	8	29	58	29	6	4	1	0	38.1	41.7	1	0.7	1	0.7	0	0.0						
1330	146	108	36	1	1		13:30	0	0	4	0	0	8	49	63	19	3	0	0	40.1	44.4	0	0.0	0	0.0	0	0.0						
1345	148	97	42	5	4		13:45	0	0	0	0	24	64	32	11	8	9	0	0	41.2	46.4	9	6.1	1	0.7	0	0.0						
1400	134	97	35	1	1		14:00	0	0	0	0	1	17	51	53	6	6	0	0	39.7	43.0	0	0.0	0	0.0	0	0.0						
1415	142	116	22	4	0		14:15	0	0	0	0	3	23	66	36	13	1	0	0	43.7	48.2	1	0.7	0	0.0	0	0.0						
1430	119	77	40	2	0		14:30	0	0	0	0	2	54	37	17	7	0	0	0	41.0	45.9	0	0.0	0</									

DIR 2

PROJECT 40187 Bideford, Devon
 SITE 40187-001
 LOCATION A39 (N)
 DIRECTION **NORTHBOUND** ↑
 PSL 70mph

ALL VEHICLES
 Cars, taxis,
 4WD
 LGV
 OGV1
 OGV2

TIME
 0-10mph
 10-15mph
 15-20mph
 20-25mph
 25-30mph
 30-35mph
 35-40mph
 40-45mph
 45-50mph
 50-60mph
 60-70mph
 70-80mph
 80-90mph
 90mph+
 AVG SPD
 85%ile
 PSL SPEEDING
 PSL% SPEEDING
 ACPO SPEEDING
 ACPO% SPEEDING
 DT SPEEDING
 DT% SPEEDING

DAY 7 Mon 15 Jul	Total	Cls	Cls	Cls	Cls	Cls	Fix1	Time	Speed Ranges											Mean	Vpp	PSL	PSL%	ACPO	ACPO%	DT	DT%				
									0-10	10-15	15-20	20-25	25-30	30-35	35-40	40-45	45-50	50-60	60-70									70-80	80-90	90-100	
0000	4	1	3	0	0	0		00:00	0	0	0	0	0	0	0	0	0	0	0	0	0	0	0	52.7	-	0	0.0	0	0.0	0	0.0
0015	3	3	0	0	0	0		00:15	0	0	0	0	0	0	0	0	0	0	0	0	0	0	0	49.6	-	0	0.0	0	0.0	0	0.0
0030	1	0	1	0	0	0		00:30	0	0	0	0	0	0	1	0	0	0	0	0	0	0	0	36.4	-	0	0.0	0	0.0	0	0.0
0045	3	3	0	0	0	0		00:45	0	0	0	0	0	0	0	1	0	0	1	1	0	0	0	56.3	-	1	33.3	1	33.3	0	0.0
0100	4	2	2	0	0	0		01:00	0	0	0	0	1	0	0	0	0	0	3	0	0	0	0	49.2	-	0	0.0	0	0.0	0	0.0
0115	2	1	1	0	0	0		01:15	0	0	0	0	0	0	0	0	0	0	2	0	0	0	0	53.9	-	0	0.0	0	0.0	0	0.0
0130	2	2	0	0	0	0		01:30	0	0	0	0	0	0	1	1	0	0	0	0	0	0	0	40.3	-	0	0.0	0	0.0	0	0.0
0145	2	2	0	0	0	0		01:45	0	0	0	0	0	0	0	0	0	0	1	1	0	0	0	57.9	-	1	50.0	0	0.0	0	0.0
0200	2	2	0	0	0	0		02:00	0	0	0	0	0	0	1	1	0	0	0	0	0	0	0	40.5	-	0	0.0	0	0.0	0	0.0
0215	1	1	0	0	0	0		02:15	0	0	0	0	0	0	0	1	0	0	0	0	0	0	0	37.3	-	0	0.0	0	0.0	0	0.0
0230	2	1	1	0	0	0		02:30	0	0	0	0	0	0	0	0	0	0	2	0	0	0	0	57.2	-	0	0.0	0	0.0	0	0.0
0245	5	3	1	1	0	0		02:45	0	0	0	0	0	0	0	0	0	2	3	0	0	0	0	52.9	-	0	0.0	0	0.0	0	0.0
0300	5	3	1	1	0	0		03:00	0	0	0	0	1	0	2	2	0	0	0	0	0	0	0	43.3	-	0	0.0	0	0.0	0	0.0
0315	1	1	0	0	0	0		03:15	0	0	0	0	0	0	0	0	0	0	1	0	0	0	0	57.1	-	0	0.0	0	0.0	0	0.0
0330	5	3	2	0	0	0		03:30	0	0	0	0	0	1	1	1	0	2	0	0	0	0	0	45.5	-	0	0.0	0	0.0	0	0.0
0345	7	6	0	0	1	0		03:45	0	0	0	0	0	0	0	1	2	4	0	0	0	0	0	50.1	-	0	0.0	0	0.0	0	0.0
0400	12	11	1	0	0	0		04:00	0	0	0	0	0	0	0	4	1	7	0	0	0	0	0	50.5	56.8	0	0.0	0	0.0	0	0.0
0415	14	10	4	0	0	0		04:15	0	0	0	0	0	0	1	2	5	5	1	0	0	0	0	49.0	51.3	1	7.1	1	7.1	0	0.0
0430	22	16	3	1	2	0		04:30	0	0	0	0	0	1	1	1	6	12	1	0	0	0	0	50.1	55.4	1	4.5	0	0.0	0	0.0
0445	21	14	5	2	0	0		04:45	0	0	0	0	0	0	1	1	7	10	2	0	0	0	0	51.4	54.3	2	9.5	1	4.8	0	0.0
0500	33	26	7	0	0	0		05:00	0	0	0	0	0	0	4	6	10	12	1	0	0	0	0	48.9	56.3	1	3.0	0	0.0	0	0.0
0515	36	29	4	2	1	0		05:15	0	0	0	0	0	0	7	6	11	11	1	0	0	0	0	47.2	52.8	1	2.8	1	2.8	0	0.0
0530	67	48	14	4	1	0		05:30	0	0	0	0	0	2	10	14	15	25	1	0	0	0	0	46.9	53.8	1	1.5	0	0.0	0	0.0
0545	57	40	14	2	1	0		05:45	0	0	0	0	0	5	10	15	13	14	0	0	0	0	0	44.5	51.2	0	0.0	0	0.0	0	0.0
0600	114	69	43	1	1	0		06:00	0	0	0	0	2	43	35	28	6	0	0	0	0	0	0	42.3	46.8	0	0.0	0	0.0	0	0.0
0615	113	87	24	0	2	0		06:15	0	0	0	3	11	3	14	51	24	7	0	0	0	0	0	40.8	47.5	0	0.0	0	0.0	0	0.0
0630	123	75	42	4	4	2		06:30	0	0	0	15	15	17	17	42	14	3	0	0	0	0	0	37.1	44.7	0	0.0	0	0.0	0	0.0
0645	147	103	33	7	4	2		06:45	0	0	0	12	43	36	36	17	3	0	0	0	0	0	0	36.1	44.1	0	0.0	0	0.0	0	0.0
0655	109	48	6	3	0	0		06:55	0	0	1	6	3	71	48	31	5	0	0	0	0	0	0	40.5	46.8	0	0.0	0	0.0	0	0.0
0715	159	98	53	7	1	1		07:15	0	0	0	1	21	66	54	16	1	1	0	0	0	0	0	38.1	43.5	0	0.0	0	0.0	0	0.0
0730	182	103	52	24	3	0		07:30	0	0	0	0	11	56	47	58	6	4	0	0	0	0	0	37.4	42.4	0	0.0	0	0.0	0	0.0
0745	158	100	45	10	3	0		07:45	0	0	0	0	12	50	60	30	6	0	0	0	0	0	0	36.4	42.7	0	0.0	0	0.0	0	0.0
0800	141	95	37	7	2	0		08:00	0	0	0	0	18	17	38	51	12	4	1	0	0	0	0	39.0	44.0	1	0.7	0	0.0	0	0.0
0815	132	87	36	7	2	0		08:15	0	0	0	0	4	29	52	30	13	4	0	0	0	0	0	38.5	44.0	0	0.0	0	0.0	0	0.0
0830	128	87	34	5	2	0		08:30	0	0	0	0	4	36	35	38	12	3	0	0	0	0	0	38.2	41.6	0	0.0	0	0.0	0	0.0
0845	145	103	34	5	3	0		08:45	0	0	0	6	5	21	31	65	14	3	0	0	0	0	0	38.8	44.3	0	0.0	0	0.0	0	0.0
0900	144	100	34	7	3	0		09:00	0	0	0	0	3	26	67	34	9	5	0	0	0	0	0	38.9	43.8	0	0.0	0	0.0	0	0.0
0915	154	110	41	3	0	0		09:15	0	0	0	0	1	20	75	46	8	4	0	0	0	0	0	39.4	43.1	0	0.0	0	0.0	0	0.0
0930	139	93	35	9	2	0		09:30	0	0	0	11	0	35	67	21	4	1	0	0	0	0	0	36.2	40.5	0	0.0	0	0.0	0	0.0
0945	153	93	56	4	0	0		09:45	0	0	0	0	0	5	10	59	66	8	5	0	0	0	0	40.0	43.9	0	0.0	0	0.0	0	0.0
1000	162	126	32	1	3	0		10:00	0	0	0	0	31	79	45	5	1	1	0	0	0	0	0	38.4	41.2	1	0.6	0	0.0	0	0.0
1015	152	114	29	4	5	0		10:15	0	0	0	0	0	28	88	29	6	1	0	0	0	0	0	37.8	42.0	0	0.0	0	0.0	0	0.0
1030	142	91	38	10	3	0		10:30	0	0	0	0	4	20	47	50	21	0	0	0	0	0	0	39.8	44.7	0	0.0	0	0.0	0	0.0
1045	169	125	35	5	4	0		10:45	0	0	0	0	10	36	61	55	6	0	1	0	0	0	0	37.9	42.2	1	0.6	1	0.6	0	0.0
1100	169	119	43	3	4	0		11:00	0	0	0	0	21	28	83	27	3	7	0	0	0	0	0	37.3	41.2	0	0.0	0	0.0	0	0.0
1115	169	125	37	6	1	0		11:15	0	0	0	0	0	35	82	36	14	2	0	0	0	0	0	38.8	42.8	0	0.0	0	0.0	0	0.0
1130	155	103	41	4	7	0		11:30	0	0	0	0	4	48	47	43	12	1	0	0	0	0	0	37.7	42.0	0	0.0	0	0.0	0	0.0
1145	138	82	44	7	5	0		11:45	0	0	0	0	8	15	56	43	14	2	0	0	0	0	0	38.9	44.0	0	0.0	0	0.0	0	0.0
1200	156	110	38	6	4	0		12:00	0	0	0	3	0	35	54	39	13	3	0	0	0	0	0	38.0	44.0	0	0.0	0	0.0	0	0.0
1215	145	90	45	6	4	0		12:15	0	1	0	0	12	41	49	25	13	4	0	0	0	0	0	37.2	43.5	0	0.0	0	0.0	0	0.0
1230	131	87	35	7	2	0		12:30	0	0	0	0	11	17	35	43	16	9	0	0	0	0	0	40.2	46.4	0	0.0	0	0.0	0	0.0
1245	162	113	39	6	4	0		12:45	0	0	0	0	1	12	74	49	24	2	0	0	0	0	0	40.3	45.0	0	0.0	0	0.0	0	0.0
1300	136	93	32	11	0	0		13:00	0	0	0	0	2	17	60	40	12	5	0	0	0	0	0	39.							



RADAR SUMMARY REPORT

PROJECT	40187 Bideford, Devon
LOCATION	40187-002 - A39 (S)
LOC. DESC.	A39 (S)
START DATE	Tue 09 Jul, 2024
END DATE	Mon 15 Jul, 2024
SPEED LIMIT	60mph
SURVEY TYPE	7-day Radar, 15min periods, 4 veh. classes

OVERVIEW

A 7-day automatic traffic count on A39 (S), commencing Tue 09 Jul 2024, recorded a total of 80,719 vehicles. The posted speed limit of 60mph was exceeded by 3.1% of vehicles, and the seasonally adjusted, combined AADT value is 11,833 (see Equipment & Methodology below).

COMBINED

Total recorded volume	80,719
Avg daily volume (based on 7 days)	11,531.3
Average daily speed (7 days)	45.2mph
Average daily 85%ile (7 days)	52.5mph
AADT (annual average daily traffic)	11,833

The combined summary on the left shows the total volumes, average speeds, AADT and 85%iles recorded in both directions from all the recorded data. Speeding vehicles are defined as those travelling 61mph and above.

The summaries below provide directionalised details including speeding percentages and weekday daytime details.

Avg weekday volume (Mon-Fri, 24hrs)	12,050.8
Avg weekday speed (Mon-Fri, 24hrs)	44.9mph
Avg 12hr weekday volume (Mon-Fri, 0700-1900)	10,237.6
Avg 12hr weekday speed (Mon-Fri, 0700-1900)	44.3mph

SOUTHBOUND ↓

Total recorded volume	28,103
Avg daily volume (based on 7 days)	4,014.7
Average daily speed (7 days)	42.5mph
Average daily 85%ile (7 days)	49.4mph
% of vehicles exceeding 60mph	1.3%

Avg weekday volume (Mon-Fri, 24hrs)	4,100.4
Avg weekday speed (Mon-Fri, 24hrs)	42.2mph
Avg 12hr weekday volume (Mon-Fri, 0700-1900)	3,470.2
Avg 12hr weekday speed (Mon-Fri, 0700-1900)	41.5mph
Avg 12hr weekday 85%ile (Mon-Fri, 0700-1900)	48.0mph

NORTHBOUND ↑

Total recorded volume	52,616
Avg daily volume (based on 7 days)	7,516.6
Average daily speed (7 days)	48.0mph
Average daily 85%ile (7 days)	55.6mph
% of vehicles exceeding 60mph	4.8%

Avg weekday volume (Mon-Fri, 24hrs)	7,950.4
Avg weekday speed (Mon-Fri, 24hrs)	47.5mph
Avg 12hr weekday volume (Mon-Fri, 0700-1900)	6,767.4
Avg 12hr weekday speed (Mon-Fri, 0700-1900)	47.2mph
Avg 12hr weekday 85%ile (Mon-Fri, 0700-1900)	54.5mph

SITE LOCATION



Map © OpenStreetMap contributors

Location A39 (S)

Desc. A39 (S)

Lat, lng. 51° 1'2.34"N, 4°14'23.21"W

Project & site 40187-002

PSL 60mph

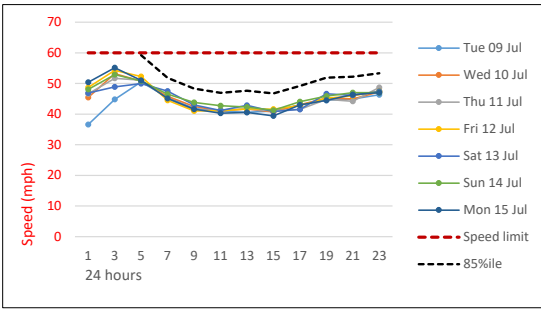
Bus route No

Direction 1 Southbound↓

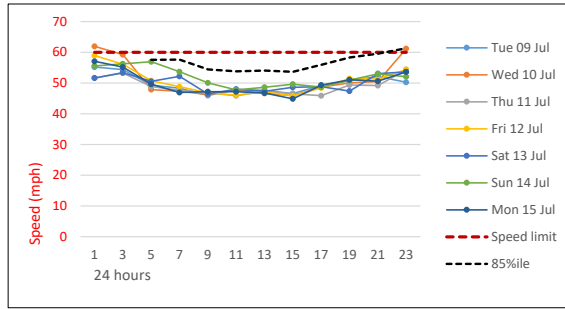
Direction 2 Northbound↑

DAILY SPEEDS

SOUTHBOUND ↓



NORTHBOUND ↑

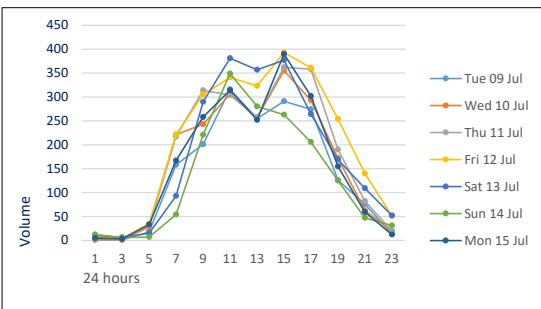


Average daily speeds (solid thin colours) and 85%ile (dashed black) compared against 60mph posted speed limit (dashed red). The 85%ile is the speed at which 85% of all vehicles are observed to travel under free flowing conditions. A minimum of ten vehicles per speed bin is required for this calculation, hence the overnight low-volume 85%ile values may be zero.

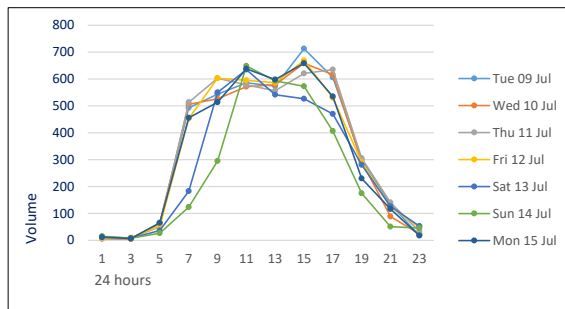
The peak average southbound daytime speed was 49.9mph at 07:30 on Sun 14 Jul, whilst the peak average northbound speed was 55.3mph at 18:45 on Tue 09 Jul (based on 15min averages between 0700 & 1900).

HOURLY VOLUMES

SOUTHBOUND ↓



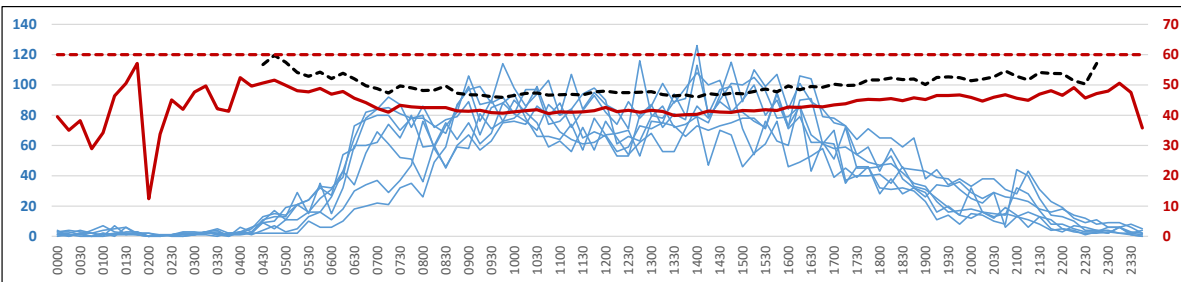
NORTHBOUND ↑



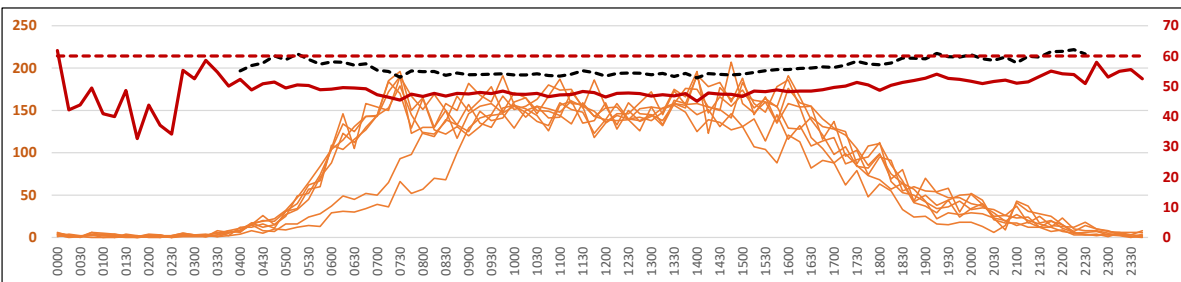
↓ Hourly southbound traffic volumes over each 24hr period for 7 days from all available data.

↑ Hourly northbound traffic volumes over each 24hr period for 7 days from all available data.

15min VOL & SPEED



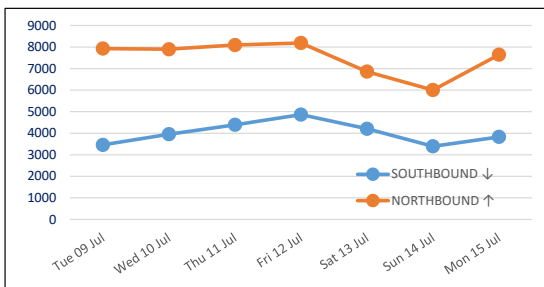
↓ 15min daily southbound flows (blue), against the average speed (red) and 85%ile (dotted black) for each 15min period over the 7-day period.



↑ 15min daily northbound flows (orange), against the average weekly speed (red) and 85%ile (dotted black) for each 15min period over the 7-day period.

DAILY VOLUMES

SOUTH & NORTHBOUND



Total 24hr southbound (blue) and northbound (orange) traffic volumes over 7 consecutive days from all available data.

As can be expected, the lowest volumes were recorded on the Sunday, whilst the highest was on the Friday.

7-DAY AVERAGE CLASSES

SOUTHBOUND 7-DAY AVG ↓

TIME	CAR	LGV	OGV1	OGV2	TOTAL
0000	6.1	0.4	0.1	0.1	6.9
0100	9.3	0.1	0.1	0.3	9.9
0200	3.0	0.3	0.1	0.1	3.6
0300	6.0	0.7	0.7	0.0	7.4
0400	20.0	2.9	1.1	0.0	24.0
0500	57.4	5.9	2.1	0.9	66.3
0600	146.6	10.4	3.7	0.9	161.6
0700	226.0	16.4	5.3	1.6	249.3
0800	240.0	15.1	5.4	1.1	261.7
0900	301.4	18.3	5.4	0.9	326.0
1000	309.3	15.4	4.6	0.9	330.1
1100	285.3	12.0	5.1	1.7	304.1
1200	265.1	12.0	4.9	1.1	283.1
1300	295.1	13.3	4.6	1.3	314.3
1400	330.6	12.6	3.1	1.0	347.3
1500	315.0	10.9	1.3	0.3	327.4
1600	283.0	9.3	1.6	0.1	294.0
1700	212.1	4.0	0.9	0.7	217.7
1800	164.7	3.7	1.3	0.4	170.1
1900	103.4	2.1	1.0	0.1	106.7
2000	79.6	2.1	0.3	0.3	82.3
2100	75.7	1.3	0.4	0.0	77.4
2200	27.4	0.6	0.1	0.1	28.3
2300	14.3	0.3	0.1	0.4	15.1
12hr TTL	3227.7	143.0	43.4	11.1	3425.3
24hr TTL	3776.6	170.1	53.6	14.4	4014.7
	94%	4%	1%	0%	

NORTHBOUND 7-DAY AVG ↑

TIME	CAR	LGV	OGV1	OGV2	TOTAL
0000	6.6	3.0	0.3	0.3	10.1
0100	4.9	1.4	0.3	0.0	6.6
0200	3.9	1.7	1.0	0.9	7.4
0300	7.4	5.1	0.4	0.6	13.6
0400	34.1	13.6	1.0	2.9	51.6
0500	104.3	45.7	7.7	2.0	159.7
0600	250.9	125.4	8.0	5.6	389.9
0700	349.9	155.6	17.3	7.4	530.1
0800	345.0	150.7	15.9	7.9	519.4
0900	394.1	181.6	15.6	8.0	599.3
1000	406.1	172.9	15.6	13.0	607.6
1100	421.6	166.3	15.9	8.3	612.0
1200	404.1	148.7	14.0	8.9	575.7
1300	432.1	160.1	16.1	6.7	615.1
1400	452.7	161.3	13.4	4.1	631.6
1500	435.4	143.6	8.3	6.0	593.3
1600	404.4	128.1	5.6	4.7	542.9
1700	287.3	91.1	2.7	2.1	383.3
1800	201.0	62.1	2.7	2.4	268.3
1900	112.9	37.0	3.0	1.4	154.3
2000	76.1	32.1	2.0	1.7	112.0
2100	64.4	18.6	0.9	0.7	84.6
2200	25.4	8.4	0.6	0.0	34.4
2300	9.3	4.3	0.1	0.1	13.9
12hr TTL	4533.9	1722.1	143.0	79.6	6478.6
24hr TTL	5234.0	2018.6	168.3	95.7	7516.6
	70%	27%	2%	1%	

Average daily southbound and northbound volumes by class (condensed to the AQMA scheme), including 12hr totals for 0700-1900 and overall average percentages. Calculated from all available data over 7 days.

DIR 1

TOTAL CLASS 1 CLASS 2 CLASS 3 CLASS 4

PROJECT 40187 Bideford, Devon
SITE 40187-002
LOCATION A39 (S)
DIRECTION SOUTHBOUND
PSL 70mph

ALL VEHICLES
Cars, taxis, 4WD LGV OGV1 OGV2

TIME 0-10mph 10-15mph 15-20mph 20-25mph 25-30mph 30-35mph 35-40mph 40-45mph 45-50mph 50-60mph 60-70mph 70-80mph 80-90mph 90mph+ AVG SPD 85%ile PSL SPEEDING PSL% SPEEDING ACPO SPEEDING ACPO% SPEEDING DTT SPEEDING DTT% SPEEDING

Table with columns: DAY 1, TOTAL, CLS 1-4, TIME, SPD1-14, AVG, 85%ile, PSL, PSL%, ACPO, ACPO%, DTT, DTT%. Rows represent time intervals from 00:00 to 00:00.

DIR 1

Summary table with columns: TOTAL, CLASS 1, CLASS 2, CLASS 3, CLASS 4, TIME, 0-10mph, 10-15mph, 15-20mph, 20-25mph, 25-30mph, 30-35mph, 35-40mph, 40-45mph, 45-50mph, 50-60mph, 60-70mph, 70-80mph, 80-90mph, 90mph+, AVG SPD, 85%ile, PSL SPEEDING, PSL% SPEEDING, ACPO SPEEDING, ACPO% SPEEDING, DIT SPEEDING, DIT% SPEEDING

PROJECT 40187 Bideford, Devon
SITE 40187-002
LOCATION A39 (S)
DIRECTION SOUTHBOUND ↓
PSL 70mph

ALL VEHICLES
Cars, taxis, 4WD
LGV
OGV1
OGV2

0 - 10 mph
10 - 15 mph
15 - 20 mph
20 - 25 mph
25 - 30 mph
30 - 35 mph
35 - 40 mph
40 - 45 mph
45 - 50 mph
50 - 60 mph
60 - 70 mph
70 - 80 mph
80 - 90 mph
90 - 100 mph
AVG SPD
85%ile
> 70mph
% > 70mph

Main data table with columns: DAY 2, Total, Cls 1-4, Fix1, Time (0-10 to 90+), Mean, Vpp, PSL, PSL%, ACPO, ACPO%, DIT, DIT%. Rows include time intervals from 00:00 to 00:00.

DIR 1

TOTAL
CLASS 1
CLASS 2
CLASS 3
CLASS 4

PROJECT 40187 Bideford, Devon
SITE 40187-002
LOCATION A39 (S)
DIRECTION **SOUTHBOUND** ↓
PSL 70mph

ALL VEHICLES
Cars, taxis,
4WD
LGV
OGV1
OGV2

TIME
0-10mph
10-15mph
15-20mph
20-25mph
25-30mph
30-35mph
35-40mph
40-45mph
45-50mph
50-60mph
60-70mph
70-80mph
80-90mph
90mph+
AVG SPD
85%ile
PSL SPEEDING
PSL% SPEEDING
ACPO SPEEDING
ACPO% SPEEDING
DTT SPEEDING
DTT% SPEEDING

DAY 3 Thu 11 Jul	ALL VEHICLES					Fix1	Time	Speed Ranges															Mean	Vpp	PSL	PSL% 85%ile	ACPO 70mph	ACPO% > 70mph	DTT %	DTT% > 70mph
	Total	Cls 1	Cls 2	Cls 3	Cls 4			0 - 10 mph	10 - 15 mph	15 - 20 mph	20 - 25 mph	25 - 30 mph	30 - 35 mph	35 - 40 mph	40 - 45 mph	45 - 50 mph	50 - 60 mph	60 - 70 mph	70 - 80 mph	80 - 90 mph	90 - 100 mph									
0000	4	4	0	0	0		00:00	0	0	0	0	0	1	1	1	0	0	0	0	0	0	46.1	55.0	0	0.0	0	0.0	0	0.0	
0015	0	0	0	0	0		00:15	0	0	0	0	0	0	0	0	0	0	0	0	0	0	0.0	-	0	0.0	0	0.0	0	0.0	
0030	2	2	0	0	0		00:30	0	0	0	0	0	1	0	1	0	0	0	0	0	0	47.7	-	0	0.0	0	0.0	0	0.0	
0045	0	0	0	0	0		00:45	0	0	0	0	0	0	0	0	0	0	0	0	0	0	0.0	-	0	0.0	0	0.0	0	0.0	
0100	2	2	0	0	0		01:00	0	0	0	0	0	1	1	0	0	0	0	0	0	0	42.2	-	0	0.0	0	0.0	0	0.0	
0115	1	1	0	0	0		01:15	0	0	0	0	0	0	0	0	0	1	0	0	0	0	76.9	-	1	100.0	1	100.0	1	100.0	
0130	3	3	0	0	0		01:30	0	0	0	0	0	0	0	1	2	0	0	0	0	0	50.1	-	0	0.0	0	0.0	0	0.0	
0145	3	3	0	0	0		01:45	0	0	0	0	0	0	0	1	2	0	0	0	0	0	54.6	-	0	0.0	0	0.0	0	0.0	
0200	0	0	0	0	0		02:00	0	0	0	0	0	0	0	0	0	0	0	0	0	0	0.0	-	0	0.0	0	0.0	0	0.0	
0215	1	0	1	0	0		02:15	0	0	0	0	0	0	0	1	0	0	0	0	0	0	45.2	-	0	0.0	0	0.0	0	0.0	
0230	1	1	0	0	0		02:30	0	0	0	0	0	0	0	1	0	0	0	0	0	0	43.9	-	0	0.0	0	0.0	0	0.0	
0245	2	2	0	0	0		02:45	0	0	0	0	0	0	0	1	1	0	0	0	0	0	58.8	-	1	50.0	0	0.0	0	0.0	
0300	2	2	0	0	0		03:00	0	0	0	0	0	0	0	1	1	0	0	0	0	0	53.2	-	0	0.0	0	0.0	0	0.0	
0315	3	1	0	2	0		03:15	0	0	0	0	0	0	1	2	0	0	0	0	0	0	46.2	-	0	0.0	0	0.0	0	0.0	
0330	1	1	0	0	0		03:30	0	0	0	0	0	0	0	1	0	0	0	0	0	0	46.4	-	0	0.0	0	0.0	0	0.0	
0345	2	1	1	0	0		03:45	0	0	0	0	0	0	0	1	1	0	0	0	0	0	53.7	-	0	0.0	0	0.0	0	0.0	
0400	3	2	0	1	0		04:00	0	0	0	0	0	0	1	0	2	0	0	0	0	0	51.2	-	0	0.0	0	0.0	0	0.0	
0415	2	2	0	0	0		04:15	0	0	0	0	0	0	0	1	1	0	0	0	0	0	58.5	-	1	50.0	0	0.0	0	0.0	
0430	10	10	0	0	0		04:30	0	0	0	0	0	1	0	3	6	0	0	0	0	0	50.5	-	0	0.0	0	0.0	0	0.0	
0445	17	15	1	1	0		04:45	0	0	0	0	0	4	2	4	3	1	0	0	0	0	50.5	62.6	4	50.0	4	17.6	1	5.8	
0500	11	9	0	2	0		05:00	0	0	0	0	0	2	0	4	3	0	0	0	0	0	52.9	62.6	3	27.3	2	18.2	0	0.0	
0515	21	18	3	0	0		05:15	0	0	0	0	0	3	2	6	8	1	1	0	0	0	49.3	54.5	2	9.5	1	4.8	1	4.8	
0530	24	19	4	1	0		05:30	0	0	0	0	0	6	3	9	6	0	0	0	0	0	46.0	53.0	0	0.0	0	0.0	0	0.0	
0545	32	30	0	2	0		05:45	0	0	0	0	0	1	0	9	8	10	4	0	0	0	49.3	57.3	4	12.5	4	12.5	0	0.0	
0600	27	27	0	0	0		06:00	0	0	0	0	0	1	7	6	12	1	0	0	0	0	49.2	55.3	1	3.7	0	0.0	0	0.0	
0615	54	51	1	2	0		06:15	0	0	0	0	0	1	9	12	15	17	0	0	0	0	46.2	52.6	0	0.0	0	0.0	0	0.0	
0630	58	55	2	1	0		06:30	0	0	0	0	0	2	14	12	20	9	1	0	0	0	44.7	50.2	1	1.7	0	0.0	0	0.0	
0645	79	87	9	1	1		06:45	0	0	0	0	3	2	17	26	21	8	1	0	0	0	43.2	48.0	1	1.3	1	1.3	0	0.0	
0700	84	96	13	2	3		07:00	0	0	0	0	2	9	23	20	25	5	0	0	0	0	41.9	48.5	0	0.0	0	0.0	0	0.0	
0715	82	81	7	4	0		07:15	0	0	0	0	1	22	30	25	12	2	0	0	0	0	39.2	44.8	0	0.0	0	0.0	0	0.0	
0730	87	80	5	2	0		07:30	0	0	0	0	2	5	7	25	31	13	4	0	0	0	40.1	45.8	0	0.0	0	0.0	0	0.0	
0745	72	64	4	3	1		07:45	0	0	0	0	1	6	15	24	13	13	0	0	0	0	43.1	50.1	0	0.0	0	0.0	0	0.0	
0800	86	78	6	1	1		08:00	0	0	0	0	2	22	23	29	4	6	0	0	0	0	39.6	44.3	0	0.0	0	0.0	0	0.0	
0815	72	67	2	2	1		08:15	0	0	0	0	1	5	23	21	19	3	0	0	0	0	41.7	46.9	0	0.0	0	0.0	0	0.0	
0830	77	68	7	2	0		08:30	0	0	0	0	0	6	20	26	17	8	0	0	0	0	42.5	48.0	0	0.0	0	0.0	0	0.0	
0845	79	70	4	3	2		08:45	0	0	0	0	0	8	24	30	15	2	0	0	0	0	41.1	46.1	0	0.0	0	0.0	0	0.0	
0900	89	82	6	1	0		09:00	0	0	0	0	1	6	36	30	13	3	0	0	0	0	41.2	45.1	0	0.0	0	0.0	0	0.0	
0915	67	62	4	1	0		09:15	0	0	0	0	0	8	19	30	6	3	1	0	0	0	41.2	44.5	1	1.5	0	0.0	0	0.0	
0930	85	78	3	4	0		09:30	0	0	0	0	1	13	28	25	10	8	0	0	0	0	40.7	45.3	0	0.0	0	0.0	0	0.0	
0945	88	78	6	3	1		09:45	0	0	0	0	2	4	21	32	27	2	0	0	0	0	42.1	46.1	0	0.0	0	0.0	0	0.0	
1000	94	89	4	1	0		10:00	0	0	0	0	0	9	30	30	22	3	0	0	0	0	41.3	46.0	0	0.0	0	0.0	0	0.0	
1015	78	68	6	3	1		10:15	0	0	0	0	3	7	27	23	14	4	0	0	0	0	40.8	45.8	0	0.0	0	0.0	0	0.0	
1030	66	63	3	0	0		10:30	0	0	0	0	1	7	17	26	12	3	0	0	0	0	41.3	46.3	0	0.0	0	0.0	0	0.0	
1045	66	59	5	2	0		10:45	0	0	0	0	2	3	18	24	10	9	0	0	0	0	42.5	49.1	0	0.0	0	0.0	0	0.0	
1100	64	56	6	1	1		11:00	0	0	0	0	3	10	12	19	18	2	0	0	0	0	41.1	46.5	0	0.0	0	0.0	0	0.0	
1115	74	68	4	2	0		11:15	0	0	0	0	0	8	20	32	12	1	0	0	0	0	41.1	45.6	1	1.4	0	0.0	0	0.0	
1130	57	54	2	1	0		11:30	0	0	0	0	0	6	23	19	4	5	0	0	0	0	40.6	44.6	0	0.0	0	0.0	0	0.0	
1145	78	71	4	3	0		11:45	0	0	0	2	5	5	15	17	11	16	5	2	0	0	38.8	48.6	2	2.6	0	0.0	0	0.0	
1200	67	61	1	4	1		12:00	0	0	0	0	0	6	16	23	18	4	0	0	0	0	42.3	46.8	0	0.0	0	0.0	0	0.0	
1215	68	63	4	1	0		12:15	0	0	0	0	1	12	15	23	11	4	2	0	0	0	41.4	46.9	2	2.9	0	0.0	0	0.0	
1230	70	66	0	4	0		12:30	0	0	0	0	4	5	19	25	14	3	0	0	0	0	41.1	46.8	0	0.0	0	0.0	0	0.0	
1245	53	49	2	2	0		12:45	0	0	0	0	5	4	10	15	12	6	1	0	0	0	41.9	49.7	1	1.9	0	0.0	0	0.0	
1300	76	69	4	1	2		13:00	0	0	0	0	0	7	21	23	17	8	0	0	0	0	42.6	47.8	0	0.0	0	0.0	0	0.0	
1315	75	70	1	4	0		13:15	0	0	0	0	3	6	29	28	4	4	1	0	0	0	40.3	44.5	1	1.3	0	0.0	0	0.0	
1330	94	89	3	1	1		13:30	0	0	0	0	2	15	22	27	16	10	2	0	0	0	36.4	43.0	0	0.0	0	0.0	0	0.0	
1345	80	74	5	1	0		13:45	0	0	0	0	1	11	20	26	13	9	0	0	0	0	41.6	47.3	0	0.0	0	0.0	0	0.0	
1400	79	74	3																											

DIR 1

TOTAL
CLASS 1
CLASS 2
CLASS 3
CLASS 4

PROJECT 40187 Bideford, Devon
SITE 40187-002
LOCATION A39 (S)
DIRECTION **SOUTHBOUND** ↓
PSL 70mph

ALL VEHICLES
Cars, taxis,
4WD
LGV
OGV1
OGV2

TIME
0-10mph
10-15mph
15-20mph
20-25mph
25-30mph
30-35mph
35-40mph
40-45mph
45-50mph
50-60mph
60-70mph
70-80mph
80-90mph
90mph+
AVG SPD
85%ile
PSL SPEEDING
PSL% SPEEDING
ACPO SPEEDING
ACPO% SPEEDING
DTT SPEEDING
DTT% SPEEDING

Fri 12 Jul

DAY 4

Time	Total	Cls				Fix1	Time	Speed Ranges										Mean	Vpp	PSL	PSL%	ACPO	ACPO%	DTT	DTT%		
		1	2	3	4			0-10	10-15	15-20	20-25	25-30	30-35	35-40	40-45	45-50	50-60									60-70	70-80
0000	2	1	0	1	0		00:00	0	0	0	0	0	0	0	1	0	0	0	0	44.6	-	0	0.0	0	0.0	0	0.0
0015	2	2	0	0	0		00:15	0	0	0	0	0	0	0	1	1	0	0	51.1	-	0	0.0	0	0.0	0	0.0	
0030	4	4	0	0	0		00:30	0	0	0	0	0	0	1	2	1	0	0	43.1	-	0	0.0	0	0.0	0	0.0	
0045	2	2	0	0	0		00:45	0	0	0	0	0	0	0	0	1	1	0	61.5	-	1	50.0	1	50.0	0	0.0	
0100	0	0	0	0	0		01:00	0	0	0	0	0	0	0	0	0	0	0	0.0	-	0	0.0	0	0.0	0	0.0	
0115	7	7	0	0	0		01:15	0	0	0	0	0	0	1	3	1	2	0	45.6	-	0	0.0	0	0.0	0	0.0	
0130	1	1	0	0	0		01:30	0	0	0	0	0	0	0	0	1	0	0	55.4	-	0	0.0	0	0.0	0	0.0	
0145	3	3	0	0	0		01:45	0	0	0	0	0	0	0	0	1	0	1	61.9	-	2	66.7	1	33.3	1	33.3	
0200	0	0	0	0	0		02:00	0	0	0	0	0	0	0	0	0	0	0	0.0	-	0	0.0	0	0.0	0	0.0	
0215	1	1	0	0	0		02:15	0	0	0	0	0	0	0	0	1	0	0	48.5	-	0	0.0	0	0.0	0	0.0	
0230	1	1	0	0	0		02:30	0	0	0	0	0	0	0	0	1	0	0	45.3	-	0	0.0	0	0.0	0	0.0	
0245	2	2	0	0	0		02:45	0	0	0	0	0	0	0	0	1	1	0	61.6	-	1	50.0	1	50.0	0	0.0	
0300	1	1	0	0	0		03:00	0	0	0	0	0	0	0	1	0	0	0	41.8	-	0	0.0	0	0.0	0	0.0	
0315	3	3	0	0	0		03:15	0	0	0	0	0	0	0	0	2	0	0	57.4	-	1	33.3	1	33.3	1	33.3	
0330	5	3	1	1	0		03:30	0	0	0	0	0	1	1	0	3	0	0	42.0	-	0	0.0	0	0.0	0	0.0	
0345	2	2	0	0	0		03:45	0	0	0	0	0	0	0	0	1	1	0	58.3	-	1	50.0	0	0.0	0	0.0	
0400	2	1	0	1	0		04:00	0	0	0	0	0	0	1	0	0	1	0	46.2	-	0	0.0	0	0.0	0	0.0	
0415	5	4	1	0	0		04:15	0	0	0	0	0	0	1	2	0	1	0	49.1	-	1	20.0	1	20.0	1	20.0	
0430	13	12	0	1	0		04:30	0	0	0	0	0	0	1	0	3	8	0	53.2	56.4	1	7.7	1	7.7	1	7.7	
0445	15	14	1	0	0		04:45	0	0	0	0	0	0	1	1	1	9	3	53.4	59.1	3	20.0	0	0.0	0	0.0	
0500	14	12	1	1	0		05:00	0	0	0	0	0	1	0	2	7	4	0	47.1	50.8	0	0.0	0	0.0	0	0.0	
0515	21	19	0	0	2		05:15	0	0	0	0	0	0	1	6	8	5	0	48.1	52.3	1	4.8	1	4.8	1	4.8	
0530	16	14	1	0	1		05:30	0	0	0	0	0	0	1	2	9	2	1	49.8	50.2	2	12.5	1	6.2	1	6.2	
0545	25	20	4	1	0		05:45	0	0	0	0	0	0	2	2	7	11	3	51.5	57.7	3	12.0	0	0.0	0	0.0	
0600	31	29	2	0	0		06:00	0	0	0	0	0	1	10	4	6	9	1	45.5	52.9	1	3.2	0	0.0	0	0.0	
0615	43	41	1	0	1		06:15	0	0	0	0	0	4	3	8	11	16	0	47.9	54.3	1	2.3	1	2.3	1	2.3	
0630	65	57	5	3	0		06:30	0	0	0	0	0	3	16	23	10	12	1	43.5	50.9	1	1.5	1	1.5	0	0.0	
0645	82	75	5	1	0		06:45	0	0	0	0	0	9	16	25	23	6	1	45.1	49.1	1	1.2	0	0.0	0	0.0	
0700	84	80	4	0	0		07:00	0	0	0	0	1	15	25	13	21	8	0	41.5	48.5	1	1.2	1	1.2	1	1.2	
0715	85	78	4	2	1		07:15	0	0	0	0	1	16	26	17	13	10	0	40.0	46.0	0	0.0	0	0.0	0	0.0	
0730	81	72	6	2	1		07:30	0	0	0	0	2	11	17	26	17	8	0	41.6	47.6	0	0.0	0	0.0	0	0.0	
0745	78	69	6	2	1		07:45	0	0	0	0	1	7	29	23	12	5	1	41.8	48.3	1	1.3	0	0.0	0	0.0	
0800	78	71	3	3	1		08:00	0	0	0	0	0	8	18	29	15	7	1	42.3	46.9	1	1.3	0	0.0	0	0.0	
0815	73	65	5	3	0		08:15	0	0	0	0	0	7	19	28	11	8	0	42.0	49.1	0	0.0	0	0.0	0	0.0	
0830	68	61	5	1	1		08:30	0	0	0	0	0	20	11	10	19	7	1	41.3	49.5	1	1.5	0	0.0	0	0.0	
0845	86	81	4	1	0		08:45	0	0	0	0	1	9	16	19	26	12	3	38.9	45.8	0	0.0	0	0.0	0	0.0	
0900	99	86	11	1	1		09:00	0	0	0	0	0	5	26	25	29	9	4	1	39.2	44.1	1	1.0	1	1.0	0	0.0
0915	76	72	2	2	0		09:15	0	0	0	0	3	14	39	10	4	6	0	38.5	43.5	0	0.0	0	0.0	0	0.0	
0930	90	86	2	2	0		09:30	0	0	0	0	4	16	24	25	18	3	0	40.0	46.1	0	0.0	0	0.0	0	0.0	
0945	76	71	5	0	0		09:45	0	0	0	0	3	8	6	20	23	12	4	0	39.5	45.8	0	0.0	0	0.0	0	0.0
1000	78	74	3	1	0		10:00	0	0	0	0	1	12	25	21	12	7	0	41.1	46.5	0	0.0	0	0.0	0	0.0	
1015	85	76	9	0	0		10:15	0	0	0	0	5	22	34	15	9	0	0	42.8	48.7	0	0.0	0	0.0	0	0.0	
1030	99	95	4	0	0		10:30	0	0	0	0	1	13	28	37	13	6	1	41.4	47.9	1	1.0	0	0.0	0	0.0	
1045	79	71	7	1	0		10:45	0	0	0	0	6	17	21	19	12	4	0	38.9	45.2	0	0.0	0	0.0	0	0.0	
1100	88	83	2	3	0		11:00	0	0	0	0	7	8	31	30	9	3	0	39.6	44.2	0	0.0	0	0.0	0	0.0	
1115	72	68	3	1	0		11:15	0	0	0	0	2	12	14	22	11	9	2	42.0	48.9	2	2.8	0	0.0	0	0.0	
1130	83	79	1	2	1		11:30	0	0	0	0	1	9	22	27	18	6	0	0	41.8	47.5	0	0.0	0	0.0	0	0.0
1145	93	84	5	2	2		11:45	0	0	0	0	0	10	26	30	20	6	1	0	42.0	46.9	1	1.1	0	0.0	0	0.0
1200	82	76	4	1	1		12:00	0	0	0	0	1	9	17	36	17	1	1	0	41.7	46.3	1	1.2	0	0.0	0	0.0
1215	74	68	5	1	0		12:15	0	0	0	0	7	6	14	24	17	4	2	0	41.3	47.5	0	0.0	0	0.0	0	0.0
1230	89	81	7	1	0		12:30	0	0	0	0	0	12	20	30	18	9	0	0	42.0	49.1	0	0.0	0	0.0	0	0.0
1245	78	74	3	1	0		12:45	0	0	0	0	8	4	20	19	19	8	0	0	41.6	48.1	0	0.0	0	0.0	0	0.0
1300	86	82	2	1	1		13:00	0	0	0	0	0	8	26	30	16	5	1	0	41.9	46.3	1	1.2	0	0.0	0	0.0
1315	101	90	6	4	1		13:15	0	0	0	0	6	22	27	24	15	7	0	39.7	46.9	0	0.0	0	0.0	0	0.0	
1330	88	85	3	0	0		13:30	0	0	0	0	9	13	22	21	21	2	0	39.9	47.2	0	0.0	0	0.0	0	0.0	
1345	98	90	6	2	0		13:45	0	0	0	0	4	23	29	26	13	3	0	39.1	46.8	0	0.0	0	0.0	0	0.0	
1400	108	105	2	1	0		14:00	0	0	0	0	3	14	40	35	14	2	0	0	39.5	44.6	0	0.0	0	0.0	0	0.0
1415	100	94	4	2	0		14:15	0	0	0	0	7	18	36	29	10	0	0	43.6	48.9	0	0.0	0	0.0	0	0.0	
1430	103	99	3	0	1		14:30	0	0	0	0	1	10	32	39	18	3	0	0	41.3	46.6	0	0.0	0	0.0	0	0.0
1445	82	80	2	0	0		14:45	0	0	0	0	4	28	28	11	11	0	0	42.3	49.1	0	0.0	0	0.0	0	0.0	
1500	90	86	3	1	0		15:00	0	0	0	0	0	15	15	28	27	4	1	0	42.5	47.3	1	1.1	0	0.0	0	0.0

DIR 1

TOTAL
CLASS 1
CLASS 2
CLASS 3
CLASS 4

PROJECT 40187 Bideford, Devon
SITE 40187-002
LOCATION A39 (S)
DIRECTION **SOUTHBOUND** ↓
PSL 70mph

ALL VEHICLES
Cars, taxis,
4WD
LGV
OGV1
OGV2

TIME
0-10mph
10-15mph
15-20mph
20-25mph
25-30mph
30-35mph
35-40mph
40-45mph
45-50mph
50-60mph
60-70mph
70-80mph
80-90mph
90mph+
AVG SPD
85%ile
PSL SPEEDING
PSL% SPEEDING
ACPO SPEEDING
ACPO% SPEEDING
DTT SPEEDING
DTT% SPEEDING

0 - 10 mph
10 - 15 mph
15 - 20 mph
20 - 25 mph
25 - 30 mph
30 - 35 mph
35 - 40 mph
40 - 45 mph
45 - 50 mph
50 - 60 mph
60 - 70 mph
70 - 80 mph
80 - 90 mph
90 - 100 mph
AVG SPD
85%ile
> 70mph
% > 70mph

DAY 5 Sat 13 Jul	Total	Cls				Fix1	Time	Speed										Mean	Vpp	PSL	PSL%	ACPO	ACPO%	DTT	DTT%				
		1	2	3	4			0	10	15	20	25	30	35	40	45	50									60	70	80	90
0000	3	2	0	0	1		00:00	0	0	0	0	0	0	1	1	0	0	0	0	0	0	43.7	-	0	0.0	0	0.0	0	0.0
0015	3	3	0	0	0		00:15	0	0	0	0	0	0	0	1	0	1	0	0	0	54.1	-	0	0.0	0	0.0	0	0.0	
0030	1	1	0	0	0		00:30	0	0	0	0	0	1	0	0	0	0	0	0	0	33.3	-	0	0.0	0	0.0	0	0.0	
0045	4	4	0	0	0		00:45	0	0	0	0	0	1	1	1	0	1	0	0	0	47.2	-	1	25.0	0	0.0	0	0.0	
0100	7	7	0	0	0		01:00	0	0	0	0	0	0	4	2	1	0	0	0	0	45.4	-	0	0.0	0	0.0	0	0.0	
0115	3	3	0	0	0		01:15	0	0	0	0	0	1	0	1	0	0	1	0	0	52.1	-	1	33.3	1	33.3	1	33.3	
0130	2	2	0	0	0		01:30	0	0	0	0	1	0	1	0	0	0	0	0	0	37.3	-	0	0.0	0	0.0	0	0.0	
0145	2	2	0	0	0		01:45	0	0	0	0	0	0	0	0	1	1	0	0	0	56.7	-	1	50.0	0	0.0	0	0.0	
0200	2	2	0	0	0		02:00	0	0	0	0	0	0	1	1	0	0	0	0	0	47.2	-	0	0.0	0	0.0	0	0.0	
0215	0	0	0	0	0		02:15	0	0	0	0	0	0	0	0	0	0	0	0	0	0.0	-	0	0.0	0	0.0	0	0.0	
0230	1	1	0	0	0		02:30	0	0	0	0	0	0	0	0	0	1	0	0	0	60.2	-	1	100.0	0	0.0	0	0.0	
0245	3	3	0	0	0		02:45	0	0	0	0	0	0	2	1	0	0	0	0	0	46.3	-	0	0.0	0	0.0	0	0.0	
0300	3	3	0	0	0		03:00	0	0	0	0	0	0	0	0	2	0	1	0	0	60.1	-	1	33.3	1	33.3	1	33.3	
0315	2	1	0	1	0		03:15	0	0	0	0	0	0	0	0	1	1	0	0	0	48.4	-	0	0.0	0	0.0	0	0.0	
0330	2	2	0	0	0		03:30	0	0	0	0	0	0	0	0	1	1	0	0	0	48.1	-	0	0.0	0	0.0	0	0.0	
0345	1	1	0	0	0		03:45	0	0	0	0	0	0	0	0	0	1	0	0	0	63.4	-	1	100.0	0	0.0	0	0.0	
0400	3	2	0	1	0		04:00	0	0	0	0	0	0	0	2	0	1	0	0	0	48.5	-	0	0.0	0	0.0	0	0.0	
0415	1	1	0	0	0		04:15	0	0	0	0	0	0	1	0	0	0	0	0	0	37.9	-	0	0.0	0	0.0	0	0.0	
0430	4	4	0	0	0		04:30	0	0	0	0	0	0	0	0	1	2	1	0	0	54.7	-	1	25.0	0	0.0	0	0.0	
0445	7	4	3	0	0		04:45	0	0	0	0	0	0	1	1	0	5	0	0	0	49.6	-	0	0.0	0	0.0	0	0.0	
0500	3	0	3	0	0		05:00	0	0	0	0	0	0	1	0	2	0	0	0	0	45.0	-	0	0.0	0	0.0	0	0.0	
0515	5	5	0	0	0		05:15	0	0	0	0	0	0	1	1	1	1	0	0	0	47.7	-	1	20.0	0	0.0	0	0.0	
0530	13	11	0	1	1		05:30	0	0	0	0	0	0	1	1	5	5	0	1	0	50.4	54.1	1	7.7	1	7.7	1	7.7	
0545	16	13	2	0	1		05:45	0	0	0	0	0	0	1	6	5	3	1	0	0	47.0	51.9	1	6.2	1	6.2	0	0.0	
0600	11	11	0	0	0		06:00	0	0	0	0	0	0	2	4	0	5	0	0	0	46.4	50.8	0	0.0	0	0.0	0	0.0	
0615	18	16	2	0	0		06:15	0	0	0	0	0	1	3	5	2	7	0	0	0	46.4	56.4	0	0.0	0	0.0	0	0.0	
0630	30	28	2	0	0		06:30	0	0	0	0	0	1	2	6	10	8	3	0	0	49.2	57.0	3	10.0	1	3.3	0	0.0	
0645	24	23	0	0	1		06:45	0	0	0	0	0	3	6	6	8	9	3	0	0	46.9	52.5	3	8.8	0	0.0	0	0.0	
0700	37	34	1	2	0		07:00	0	0	0	0	0	6	8	15	7	1	0	0	0	46.3	50.9	1	2.7	0	0.0	0	0.0	
0715	29	27	2	0	0		07:15	0	0	0	0	0	4	5	7	6	7	0	0	0	43.8	50.8	0	0.0	0	0.0	0	0.0	
0730	37	36	1	0	0		07:30	0	0	0	0	0	1	4	13	13	6	0	0	0	45.1	49.2	0	0.0	0	0.0	0	0.0	
0745	47	46	1	0	0		07:45	0	0	0	0	0	2	3	15	15	11	0	1	0	46.8	52.6	1	2.1	1	2.1	1	2.1	
0800	76	75	1	0	0		08:00	0	0	0	0	0	2	16	25	24	9	0	0	0	44.0	49.1	0	0.0	0	0.0	0	0.0	
0815	59	59	0	0	0		08:15	0	0	0	0	0	7	5	21	23	1	1	1	0	43.9	48.1	2	3.4	1	1.7	1	1.7	
0830	73	72	1	0	0		08:30	0	0	0	0	0	6	20	27	18	2	0	0	0	42.0	47.4	0	0.0	0	0.0	0	0.0	
0845	82	79	1	1	1		08:45	0	0	0	1	1	8	21	29	9	11	2	0	0	42.2	49.8	2	2.4	0	0.0	0	0.0	
0900	106	97	7	1	1		09:00	0	0	0	0	0	15	33	32	16	8	2	0	0	41.3	47.3	1	0.9	0	0.0	0	0.0	
0915	87	83	3	1	0		09:15	0	0	0	0	1	6	15	27	22	16	0	0	0	44.3	50.9	0	0.0	0	0.0	0	0.0	
0930	89	87	2	0	0		09:30	0	0	0	0	0	9	28	27	15	7	3	1	0	42.7	47.5	4	4.5	4	4.5	1	1.1	
0945	114	110	3	0	0		09:45	0	0	0	0	15	28	37	23	11	0	0	0	0	36.9	43.0	0	0.0	0	0.0	0	0.0	
1000	98	95	3	0	0		10:00	0	0	0	1	5	14	19	34	17	7	1	0	0	41.1	48.0	1	1.0	0	0.0	0	0.0	
1015	86	84	2	0	0		10:15	0	0	0	0	7	31	24	19	5	0	0	0	0	41.7	48.0	0	0.0	0	0.0	0	0.0	
1030	94	87	5	2	0		10:30	0	0	0	0	4	9	26	26	22	7	0	0	0	41.5	46.7	0	0.0	0	0.0	0	0.0	
1045	103	100	2	1	0		10:45	0	0	0	0	3	14	38	20	17	11	0	0	0	40.6	47.5	0	0.0	0	0.0	0	0.0	
1100	80	79	1	0	0		11:00	0	0	0	0	0	3	18	29	18	12	0	0	0	43.8	49.3	0	0.0	0	0.0	0	0.0	
1115	107	103	4	0	0		11:15	0	0	0	0	5	12	44	25	16	5	0	0	0	40.1	45.3	0	0.0	0	0.0	0	0.0	
1130	84	82	2	0	0		11:30	0	0	0	0	2	18	19	26	16	3	0	0	0	40.2	46.3	0	0.0	0	0.0	0	0.0	
1145	95	94	1	0	0		11:45	0	0	0	0	3	18	19	30	21	4	0	0	0	40.8	46.6	0	0.0	0	0.0	0	0.0	
1200	87	82	5	0	0		12:00	0	0	0	0	2	5	19	29	11	18	3	0	0	44.2	51.9	3	3.4	0	0.0	0	0.0	
1215	83	79	2	1	1		12:15	0	0	0	0	1	2	27	27	15	8	2	1	0	43.0	47.5	3	3.6	2	2.4	1	1.2	
1230	71	68	1	1	0		12:30	0	0	0	0	0	3	18	27	17	5	0	1	0	43.2	47.4	1	1.4	1	1.4	1	1.4	
1245	116	109	5	2	0		12:45	0	0	0	0	3	12	26	39	27	9	0	0	0	41.6	47.2	0	0.0	0	0.0	0	0.0	
1300	80	79	1	0	0		13:00	0	0	0	1	4	8	18	23	15	11	0	0	0	41.6	48.0	0	0.0	0	0.0	0	0.0	
1315	78	76	2	0	0		13:15	0	0	0	0	7	10	24	32	5	0	0	0	0	43.8	48.6	0	0.0	0	0.0	0	0.0	
1330	89	89	0	0	0		13:30	0	0	0	0	1	15	16	31	20	6	0	0	0	41.4	47.0	0	0.0	0	0.0	0	0.0	
1345	91	89	1	1	0		13:45	0	0	0	0	3	16	26	28	13	5	0	0	0	40.1	47.0	0	0.0	0	0.0	0	0.0	
1400	126	122	2	2	0		14:00	0	0	0	0	14	35	24	23	20	10	0	0	0	38.4	45.8	0	0.0	0	0.0	0	0.0	
1415	79	76	3	0	0		14:15	0	0	0	0	1	9	33															

DIR 1

TOTAL
CLASS 1
CLASS 2
CLASS 3
CLASS 4

TIME
0-10mph
10-15mph
15-20mph
20-25mph
25-30mph
30-35mph
35-40mph
40-45mph
45-50mph
50-60mph
60-70mph
70-80mph
80-90mph
90mph+
AVG SPD
85%ile
PSL SPEEDING
PSL% SPEEDING
ACPO SPEEDING
ACPO% SPEEDING
DTT SPEEDING
DTT% SPEEDING

PROJECT 40187 Bideford, Devon
SITE 40187-002
LOCATION A39 (S)
DIRECTION **SOUTHBOUND** ↓
PSL 70mph

ALL VEHICLES
Cars, taxis,
4WD
LGV
OGV1
OGV2

0 - 10 mph
10 - 15 mph
15 - 20 mph
20 - 25 mph
25 - 30 mph
30 - 35 mph
35 - 40 mph
40 - 45 mph
45 - 50 mph
50 - 60 mph
60 - 70 mph
70 - 80 mph
80 - 90 mph
90 - 100 mph
AVG SPD
85%ile
> 70mph
> 70mph

DAY 6 Sun 14 Jul	Total	Cls					Fix1	Time	Speed											Mean	Vpp	PSL	PSL%	ACPO	ACPO%	DTT	DTT%			
		1	2	3	4	5			0	10	15	20	25	30	35	40	45	50	60									70	80	90
0000	3	3	0	0	0		00:00	0	0	0	0	0	0	1	1	0	0	0	0	0	0	0	43.4	-	0	0.0	0	0.0	0	0.0
0015	4	3	1	0	0		00:15	0	0	0	0	0	0	1	0	1	1	0	0	0	0	52.4	-	1	25.0	1	25.0	0	0.0	
0030	3	3	0	0	0		00:30	0	0	0	0	0	0	1	0	2	0	0	0	0	0	44.8	-	0	0.0	0	0.0	0	0.0	
0045	2	2	0	0	0		00:45	0	0	0	0	0	0	0	0	1	1	0	0	0	0	51.4	-	0	0.0	0	0.0	0	0.0	
0100	4	4	0	0	0		01:00	0	0	0	0	0	0	2	1	1	0	0	0	0	0	47.7	-	0	0.0	0	0.0	0	0.0	
0115	5	4	0	1	0		01:15	0	0	0	0	0	0	0	0	0	4	1	0	0	0	55.7	-	1	20.0	0	0.0	0	0.0	
0130	6	5	0	0	1		01:30	0	0	0	0	0	0	2	2	2	0	2	0	0	0	50.9	-	2	33.3	1	16.7	0	0.0	
0145	2	2	0	0	0		01:45	0	0	0	0	0	0	0	0	0	1	1	0	0	0	57.0	-	1	50.0	0	0.0	0	0.0	
0200	2	1	1	0	0		02:00	0	0	0	0	0	0	1	1	0	0	0	0	0	0	39.7	-	0	0.0	0	0.0	0	0.0	
0215	1	1	0	0	0		02:15	0	0	0	0	0	0	0	0	0	0	1	0	0	0	48.6	-	0	0.0	0	0.0	0	0.0	
0230	1	1	0	0	0		02:30	0	0	0	0	0	0	0	0	0	0	1	0	0	0	57.1	-	0	0.0	0	0.0	0	0.0	
0245	2	2	0	0	0		02:45	0	0	0	0	0	0	0	0	0	1	0	0	1	0	66.1	-	1	50.0	1	50.0	1	50.0	
0300	2	2	0	0	0		03:00	0	0	0	0	0	0	0	0	0	2	0	0	0	0	54.8	-	0	0.0	0	0.0	0	0.0	
0315	2	2	0	0	0		03:15	0	0	0	0	0	0	0	0	0	2	0	0	0	0	52.4	-	0	0.0	0	0.0	0	0.0	
0330	3	2	1	0	0		03:30	0	0	0	0	0	0	0	0	1	2	0	0	0	0	50.9	-	0	0.0	0	0.0	0	0.0	
0345	1	1	0	0	0		03:45	0	0	0	0	0	0	0	0	0	0	1	0	0	0	62.4	-	1	100.0	0	0.0	0	0.0	
0400	1	1	0	0	0		04:00	0	0	0	0	0	0	0	0	0	0	1	0	0	0	56.5	-	0	0.0	0	0.0	0	0.0	
0415	2	2	0	0	0		04:15	0	0	0	0	0	0	0	1	0	1	0	0	0	0	49.1	-	0	0.0	0	0.0	0	0.0	
0430	2	2	0	0	0		04:30	0	0	0	0	0	0	0	0	0	1	1	0	0	0	51.4	-	0	0.0	0	0.0	0	0.0	
0445	2	2	0	0	0		04:45	0	0	0	0	0	0	0	0	1	0	1	0	0	0	49.2	-	0	0.0	0	0.0	0	0.0	
0500	2	2	0	0	0		05:00	0	0	0	0	0	0	0	0	1	1	0	0	0	0	50.6	-	0	0.0	0	0.0	0	0.0	
0515	2	2	0	0	0		05:15	0	0	0	0	0	0	1	0	1	0	0	0	0	0	42.1	-	0	0.0	0	0.0	0	0.0	
0530	10	9	0	1	0		05:30	0	0	0	0	0	3	0	4	3	0	0	0	0	0	46.5	-	0	0.0	0	0.0	0	0.0	
0545	6	6	0	0	0		05:45	0	0	0	0	0	1	0	0	1	4	0	0	0	0	50.4	-	0	0.0	0	0.0	0	0.0	
0600	6	5	1	0	0		06:00	0	0	0	0	0	2	1	2	0	1	0	0	0	0	45.8	-	1	16.7	0	0.0	0	0.0	
0615	10	9	1	0	0		06:15	0	0	0	0	0	1	0	2	7	0	0	0	0	0	50.6	-	0	0.0	0	0.0	0	0.0	
0630	18	18	0	0	0		06:30	0	0	0	0	0	1	4	2	5	6	0	0	0	0	46.7	55.4	0	0.0	0	0.0	0	0.0	
0645	20	20	0	0	0		06:45	0	0	0	0	0	1	12	3	3	0	0	0	0	0	44.5	47.4	0	0.0	0	0.0	0	0.0	
0700	22	18	2	2	0		07:00	0	0	0	0	1	5	8	3	5	0	0	0	0	0	44.7	51.3	0	0.0	0	0.0	0	0.0	
0715	21	21	0	0	0		07:15	0	0	0	0	2	5	2	7	7	0	0	0	0	0	44.1	51.3	0	0.0	0	0.0	0	0.0	
0730	32	32	0	0	0		07:30	0	0	0	0	1	2	3	16	4	6	0	0	0	0	49.9	61.5	6	18.8	1	3.1	0	0.0	
0745	35	33	2	0	0		07:45	0	0	0	0	2	4	12	10	6	1	0	0	0	0	44.9	50.1	1	2.9	0	0.0	0	0.0	
0800	26	26	0	0	0		08:00	0	0	0	0	1	8	9	3	4	1	0	0	0	0	44.2	50.6	1	3.8	1	3.8	0	0.0	
0815	49	47	1	1	0		08:15	0	0	0	0	4	8	18	11	7	1	0	0	0	0	44.0	49.1	1	2.0	0	0.0	0	0.0	
0830	59	56	3	0	0		08:30	0	0	0	0	3	10	16	17	12	1	0	0	0	0	45.3	51.6	1	1.7	1	1.7	0	0.0	
0845	87	85	2	0	0		08:45	0	0	0	0	10	20	26	23	7	1	0	0	0	0	42.6	48.6	1	1.1	0	0.0	0	0.0	
0900	97	95	2	0	0		09:00	0	0	0	0	4	22	23	31	16	1	0	0	0	0	44.2	50.3	1	1.0	0	0.0	0	0.0	
0915	99	96	2	1	0		09:15	0	0	0	0	1	11	21	32	18	15	1	0	0	0	42.8	50.0	1	1.0	1	1.0	0	0.0	
0930	89	85	3	0	0		09:30	0	0	0	0	1	3	31	29	17	7	0	0	0	0	41.7	47.6	0	0.0	0	0.0	0	0.0	
0945	92	91	1	0	0		09:45	0	0	0	0	7	15	28	25	10	0	0	0	0	0	42.2	48.0	0	0.0	0	0.0	0	0.0	
1000	81	79	2	0	0		10:00	0	0	0	0	2	5	21	27	17	9	0	0	0	0	42.1	47.5	0	0.0	0	0.0	0	0.0	
1015	97	95	1	1	0		10:15	0	0	0	0	6	30	24	29	8	0	0	0	0	0	42.4	48.0	0	0.0	0	0.0	0	0.0	
1030	97	94	1	2	0		10:30	0	0	0	0	2	4	23	21	35	12	0	0	0	0	43.7	49.2	0	0.0	0	0.0	0	0.0	
1045	74	70	1	2	1		10:45	0	0	0	0	9	13	25	19	8	0	0	0	0	0	42.5	47.5	0	0.0	0	0.0	0	0.0	
1100	76	76	0	0	0		11:00	0	0	0	0	16	20	22	14	4	0	0	0	0	0	40.5	46.4	0	0.0	0	0.0	0	0.0	
1115	84	82	2	0	0		11:15	0	0	0	0	1	4	29	21	21	8	0	0	0	0	42.7	48.5	0	0.0	0	0.0	0	0.0	
1130	94	92	1	0	1		11:30	0	0	0	0	0	15	23	30	14	11	0	0	0	0	41.9	48.1	1	1.1	0	0.0	0	0.0	
1145	98	95	2	0	1		11:45	0	0	0	0	2	13	24	15	27	17	0	0	0	0	43.0	50.3	0	0.0	0	0.0	0	0.0	
1200	90	88	1	1	0		12:00	0	0	0	0	1	4	18	36	23	7	1	0	0	0	43.2	48.1	1	1.1	0	0.0	0	0.0	
1215	61	60	1	0	0		12:15	0	0	0	0	2	2	16	12	15	14	0	0	0	0	44.0	51.0	0	0.0	0	0.0	0	0.0	
1230	66	66	0	0	0		12:30	0	0	0	0	1	12	24	12	10	6	1	0	0	0	40.5	47.5	1	1.5	0	0.0	0	0.0	
1245	63	63	0	0	0		12:45	0	0	0	0	1	11	14	20	10	7	0	0	0	0	41.3	48.0	0	0.0	0	0.0	0	0.0	
1300	79	76	1	1	1		13:00	0	0	0	0	4	3	1	14	22	19	16	0	0	0	43.4	51.4	0	0.0	0	0.0	0	0.0	
1315	86	82	4	0	0		13:15	0	0	0	0	1	7	13	29	21	15	0	0	0	0	43.7	50.2	0	0.0	0	0.0	0	0.0	
1330	72	69	2	1	0		13:30	0	0	0	0	1	3	25	24	13	6	0	0	0	0	42.2	47.5	0	0.0	0	0.0	0	0.0	
1345	74	72	1	1	0		13:45	0	0	0	0	6	9	15	19	15	10	0	0	0	0	41.4	48.6	0	0.0	0	0.0	0	0.0	
1400	79	74	4	0	1		14:00	0	0	0	0	2	16	13	24	19	5	0</												

DIR 1

TOTAL CLASS 1 CLASS 2 CLASS 3 CLASS 4

PROJECT 40187 Bideford, Devon
SITE 40187-002
LOCATION A39 (S)
DIRECTION SOUTHBOUND
PSL 70mph

ALL VEHICLES Cars, taxis, 4WD LGV OGV1 OGV2

TIME 0-10mph 10-15mph 15-20mph 20-25mph 25-30mph 30-35mph 35-40mph 40-45mph 45-50mph 50-60mph 60-70mph 70-80mph 80-90mph 90mph+ AVG SPD 85%ile PSL SPEEDING PSL% SPEEDING ACPO SPEEDING ACPO% SPEEDING DT SPEEDING DT% SPEEDING

Table with columns: DAY 7 (Mon 15 Jul), Total, Cls 1-4, Fix1, Time (0-90), Mean, Vpp, PSL, PSL%, ACPO, ACPO%, DT, DT%. Rows represent time intervals from 00:00 to 00:00.

DIR 2

PROJECT 40187 Bideford, Devon
SITE 40187-002
LOCATION A39 (S)
DIRECTION NORTHBOUND ↑
PSL 70mph

ALL VEHICLES
 Cars, taxis,
 4WD
 LGV
 OGV1
 OGV2

DAY 1	TOTAL	CLS				TIME	SPEED														AVG	85%ile	PSL	PSL% 70	ACPO SPEEDING		ACPO% SPEEDING		DTT SPEEDING		DTT% SPEEDING			
		1	2	3	4		SPD1	SPD2	SPD3	SPD4	SPD5	SPD6	SPD7	SPD8	SPD9	SPD10	SPD11	SPD12	SPD13	SPD14					70	70	70	70	70	70	70	70		
0000	4	3	1	0	0	00:00	0	0	0	0	0	0	0	0	1	1	1	0	0	0	51.3	-	1	25.0	0	0.0	0	0.0	0	0.0	0	0.0	0	0.0
0015	2	1	1	0	0	00:15	0	0	0	0	0	0	0	0	0	0	0	0	0	0	64.7	-	2	100.0	1	50.0	0	0.0	0	0.0	0	0.0		
0030	1	1	0	0	0	00:30	0	0	0	0	0	0	0	0	0	0	0	0	0	0	51.9	-	0	0.0	0	0.0	0	0.0	0	0.0	0	0.0		
0045	0	0	0	0	0	00:45	0	0	0	0	0	0	0	0	0	0	0	0	0	0	0.0	-	0	0.0	0	0.0	0	0.0	0	0.0	0	0.0		
0100	0	0	0	0	0	01:00	0	0	0	0	0	0	0	0	0	0	0	0	0	0	0.0	-	0	0.0	0	0.0	0	0.0	0	0.0	0	0.0		
0115	0	0	0	0	0	01:15	0	0	0	0	0	0	0	0	0	0	0	0	0	0	0.0	-	0	0.0	0	0.0	0	0.0	0	0.0	0	0.0		
0130	1	1	0	0	0	01:30	0	0	0	0	0	0	0	0	0	0	0	0	0	0	76.2	-	1	100.0	1	100.0	1	100.0	1	100.0	1	100.0		
0145	0	0	0	0	0	01:45	0	0	0	0	0	0	0	0	0	0	0	0	0	0	0.0	-	0	0.0	0	0.0	0	0.0	0	0.0	0	0.0		
0200	2	2	0	0	0	02:00	0	0	0	0	0	0	0	0	0	0	0	0	0	0	53.8	-	0	0.0	0	0.0	0	0.0	0	0.0	0	0.0		
0215	0	0	0	0	0	02:15	0	0	0	0	0	0	0	0	0	0	0	0	0	0	0.0	-	0	0.0	0	0.0	0	0.0	0	0.0	0	0.0		
0230	2	1	1	0	0	02:30	0	0	0	0	0	0	0	0	0	0	0	0	0	0	54.9	-	0	0.0	0	0.0	0	0.0	0	0.0	0	0.0		
0245	2	2	0	0	0	02:45	0	0	0	0	0	0	0	0	0	0	0	0	0	0	54.5	-	0	0.0	0	0.0	0	0.0	0	0.0	0	0.0		
0300	3	0	2	0	1	03:00	0	0	0	0	0	0	0	0	0	1	1	0	0	0	59.9	-	1	33.3	1	33.3	1	33.3	1	33.3	1	33.3		
0315	1	0	1	0	0	03:15	0	0	0	0	0	0	0	0	0	0	0	0	0	0	59.8	-	0	0.0	0	0.0	0	0.0	0	0.0	0	0.0		
0330	8	2	6	0	0	03:30	0	0	0	0	0	2	1	0	0	2	2	1	0	0	47.7	-	1	12.5	0	0.0	0	0.0	0	0.0	0	0.0		
0345	6	3	3	0	0	03:45	0	0	0	0	0	0	0	0	0	3	3	0	0	0	51.3	-	0	0.0	0	0.0	0	0.0	0	0.0	0	0.0		
0400	8	2	4	0	2	04:00	0	0	0	0	0	1	1	1	2	2	1	0	0	0	47.6	-	1	12.5	0	0.0	0	0.0	0	0.0	0	0.0		
0415	15	12	2	0	1	04:15	0	0	0	0	1	1	3	0	4	4	1	1	0	0	48.3	55.2	2	13.3	1	6.7	1	6.7	1	6.7	1	6.7		
0430	28	21	4	0	1	04:30	0	0	0	0	3	3	3	1	3	11	5	0	0	0	50.6	61.1	5	19.2	1	3.8	0	0.0	0	0.0	0	0.0		
0445	15	10	4	1	0	04:45	0	0	0	0	0	3	2	1	2	3	4	0	0	0	49.1	53.6	4	26.7	2	13.3	0	0.0	0	0.0	0	0.0		
0500	25	15	7	2	1	05:00	0	0	0	0	0	4	5	1	1	9	3	2	0	0	50.1	60.8	5	20.0	2	8.0	2	8.0	2	8.0	2	8.0		
0515	49	33	14	2	0	05:15	0	0	0	0	0	8	3	4	7	13	14	0	0	0	50.5	62.5	13	26.5	4	8.2	0	0.0	0	0.0	0	0.0		
0530	52	31	18	1	2	05:30	0	0	0	0	0	2	11	2	8	21	7	1	0	0	50.4	59.9	8	15.4	4	7.7	0	0.0	0	0.0	0	0.0		
0545	74	32	39	2	1	05:45	0	0	0	0	0	5	11	7	12	29	9	1	0	0	49.3	58.5	10	13.5	4	5.4	1	1.4	0	0.0	0	0.0		
0600	104	57	43	1	3	06:00	0	0	0	0	0	10	18	6	11	49	10	0	0	0	48.7	58.2	10	9.6	1	1.0	0	0.0	0	0.0	0	0.0		
0615	115	68	44	2	1	06:15	0	0	0	0	1	14	10	17	14	47	11	1	0	0	48.7	57.3	11	9.6	4	3.5	1	0.9	0	0.0	0	0.0		
0630	131	79	49	3	0	06:30	0	0	0	0	2	3	20	15	38	47	6	0	0	0	48.1	55.8	6	4.6	1	0.8	0	0.0	0	0.0	0	0.0		
0645	143	89	52	2	2	06:45	0	0	0	0	1	9	24	11	28	58	11	0	0	0	47.0	55.5	11	4.7	1	0.7	0	0.0	0	0.0	0	0.0		
0700	142	89	52	2	2	07:00	0	0	0	0	1	9	24	11	28	58	11	0	0	0	47.0	55.5	11	4.7	1	0.7	0	0.0	0	0.0	0	0.0		
0715	184	112	61	7	4	07:15	0	0	0	0	8	36	30	30	33	48	7	0	0	0	43.0	51.9	1	0.5	0	0.0	0	0.0	0	0.0	0	0.0		
0730	170	98	64	6	2	07:30	0	0	0	0	3	23	31	21	42	48	2	0	0	0	44.6	52.6	2	1.2	0	0.0	0	0.0	0	0.0	0	0.0		
0745	129	74	50	5	0	07:45	0	0	0	0	0	20	14	16	36	36	7	0	0	0	46.2	54.7	7	5.4	1	0.8	0	0.0	0	0.0	0	0.0		
0800	164	101	53	7	3	08:00	0	0	0	0	4	11	9	28	31	45	34	2	0	0	43.5	51.4	2	1.2	0	0.0	0	0.0	0	0.0	0	0.0		
0815	127	64	58	2	3	08:15	0	0	0	0	0	17	14	11	35	46	4	0	0	0	46.6	53.1	3	2.4	0	0.0	0	0.0	0	0.0	0	0.0		
0830	122	73	38	6	5	08:30	0	0	0	0	2	6	8	11	30	56	1	0	0	0	46.9	54.0	1	0.8	0	0.0	0	0.0	0	0.0	0	0.0		
0845	131	77	46	7	1	08:45	0	0	0	0	2	8	15	7	47	50	2	0	0	0	47.5	53.8	2	1.5	1	0.8	0	0.0	0	0.0	0	0.0		
0900	120	71	41	7	1	09:00	0	0	0	0	1	8	9	11	57	33	0	1	0	0	46.9	51.6	1	0.8	1	0.8	1	0.8	1	0.8	1	0.8		
0915	131	79	43	4	5	09:15	0	0	0	0	1	8	13	27	42	37	3	0	0	0	46.5	52.7	3	2.3	0	0.0	0	0.0	0	0.0	0	0.0		
0930	144	92	48	1	3	09:30	0	0	0	0	0	12	14	22	44	51	1	0	0	0	46.8	53.5	1	0.7	1	0.7	0	0.0	0	0.0	0	0.0		
0945	146	95	43	5	3	09:45	0	0	0	0	0	7	7	28	55	47	2	0	0	0	47.8	52.6	2	1.4	0	0.0	0	0.0	0	0.0	0	0.0		
1000	129	65	59	4	1	10:00	0	0	0	0	1	1	6	14	31	69	7	0	0	0	50.2	55.4	7	5.4	0	0.0	0	0.0	0	0.0	0	0.0		
1015	150	106	41	2	1	10:15	0	0	0	0	0	6	11	17	66	50	0	0	0	0	47.5	52.6	0	0.0	0	0.0	0	0.0	0	0.0	0	0.0		
1030	155	94	49	6	6	10:30	0	0	0	0	0	9	14	34	55	41	2	0	0	0	46.4	52.6	2	1.3	0	0.0	0	0.0	0	0.0	0	0.0		
1045	152	100	45	2	5	10:45	0	0	0	0	2	5	13	28	44	56	4	0	0	0	47.7	55.1	4	2.6	0	0.0	0	0.0	0	0.0	0	0.0		
1100	148	97	42	7	2	11:00	0	0	0	0	0	4	6	36	44	56	2	0	0	0	48.1	53.7	2	1.4	0	0.0	0	0.0	0	0.0	0	0.0		
1115	161	102	52	4	3	11:15	0	0	0	0	1	9	13	32	37	61	8	0	0	0	47.9	55.9	8	5.0	1	0.6	0	0.0	0	0.0	0	0.0		
1130	135	85	48	2	0	11:30	0	0	0	0	8	10	4	8	32	67	6	0	0	0	48.8	56.3	6	4.4	1	0.7	0	0.0	0	0.0	0	0.0		
1145	138	89	38	2	1	11:45	0	0	0	0	1	8	13	17	41	54	5	0	0	0	48.3	54.5	5	3.6	0	0.0	0	0.0	0	0.0	0	0.0		
1200	159	98	51	8	2	12:00	0	0	0	0	5	6	13	17	50	62	6	0	0	0	48.1	55.3	6	3.8	0	0.0	0	0.0	0	0.0	0	0.0		
1215	128	82	42	3	1	12:15	0	0	0	0	0	5	18	22	38	41	4	0	0	0	47.3	52.9	4	3.1	2	1.6	0	0.0	0	0.0	0	0.0		
1230	150	105	38	6	1	12:30	0	0	0	0	1	8	6	23	49	58	5	0	0	0	48.0	54.5	4	2.7	0	0.0	0	0.0						

DIR 2

PROJECT 40187 Bideford, Devon
SITE 40187-002
LOCATION A39 (S)
DIRECTION **NORTHBOUND** ↑
PSL 70mph

ALL VEHICLES
 Cars, taxis,
 4WD
 LGV
 OGV1
 OGV2

TIME
 0-10mph
 10-15mph
 15-20mph
 20-25mph
 25-30mph
 30-35mph
 35-40mph
 40-45mph
 45-50mph
 50-60mph
 60-70mph
 70-80mph
 80-90mph
 90mph+
AVG SPD
 85%ile
PSL SPEEDING
PSL% SPEEDING
ACPO SPEEDING
ACPO% SPEEDING
DTT SPEEDING
DTT% SPEEDING

DAY 2	ALL VEHICLES						TIME											Mean	Vpp	PSL	PSL%	ACPO	ACPO%	DTT	DTT%					
	Total	Cls 1	Cls 2	Cls 3	Cls 4	Fix1	0-10	10-15	15-20	20-25	25-30	30-35	35-40	40-45	45-50	50-60	60-70									70-80	80-90	90-100		
0000	3	3	0	0	0		0	0	0	0	0	0	0	0	0	1	2	0	0	0	0	0	62.0	-	2	66.7	2	66.7	0	0.0
0015	0	0	0	0	0		0	0	0	0	0	0	0	0	0	0	0	0	0	0	0	0	0.0	-	0	0.0	0	0.0	0	0.0
0030	1	1	0	0	0		0	0	0	0	0	0	0	0	0	1	0	0	0	0	0	0	55.9	-	0	0.0	0	0.0	0	0.0
0045	3	1	2	0	0		0	0	0	0	0	0	0	0	0	1	2	0	0	0	0	0	63.9	-	2	66.7	1	33.3	0	0.0
0100	2	2	0	0	0		0	0	0	0	0	0	0	0	0	2	0	0	0	0	0	0	54.4	-	0	0.0	0	0.0	0	0.0
0115	1	0	1	0	0		0	0	0	0	0	0	0	0	0	0	1	0	0	0	0	0	62.2	-	1	100.0	0	0.0	0	0.0
0130	0	0	0	0	0		0	0	0	0	0	0	0	0	0	0	0	0	0	0	0	0	0.0	-	0	0.0	0	0.0	0	0.0
0145	0	0	0	0	0		0	0	0	0	0	0	0	0	0	0	0	0	0	0	0	0	0.0	-	0	0.0	0	0.0	0	0.0
0200	1	0	0	0	1		0	0	0	0	0	0	0	0	0	1	0	0	0	0	0	0	48.6	-	0	0.0	0	0.0	0	0.0
0215	1	0	0	0	1		0	0	0	0	0	0	0	0	0	1	0	0	0	0	0	0	50.8	-	0	0.0	0	0.0	0	0.0
0230	0	0	0	0	0		0	0	0	0	0	0	0	0	0	0	0	0	0	0	0	0	0.0	-	0	0.0	0	0.0	0	0.0
0245	3	1	2	0	0		0	0	0	0	0	0	0	0	0	1	1	1	0	0	0	0	65.8	-	2	66.7	2	66.7	1	33.3
0300	3	2	1	0	0		0	0	0	0	0	1	0	0	0	1	1	0	0	0	0	0	52.9	-	1	33.3	0	0.0	0	0.0
0315	3	0	3	0	0		0	0	0	0	0	0	0	0	0	2	1	0	0	0	0	0	55.6	-	1	33.3	0	0.0	0	0.0
0330	5	5	0	0	0		0	0	0	0	2	0	1	0	1	0	1	1	0	0	0	0	44.8	-	0	0.0	0	0.0	0	0.0
0345	8	5	3	0	0		0	0	0	0	1	0	0	0	2	2	3	0	0	0	0	0	53.6	-	3	37.5	1	12.5	0	0.0
0400	6	3	3	0	0		0	0	0	1	1	0	0	0	0	4	0	0	0	0	0	0	46.2	-	0	0.0	0	0.0	0	0.0
0415	17	12	4	0	1		0	0	0	1	0	5	1	4	6	6	0	0	0	0	0	0	45.3	52.0	0	0.0	0	0.0	0	0.0
0430	19	12	5	0	2		0	0	0	0	6	2	0	4	6	1	0	0	0	0	0	0	44.9	52.7	1	5.3	0	0.0	0	0.0
0445	22	18	3	1	0		0	0	0	0	2	1	2	1	2	11	3	1	0	0	0	0	52.9	59.2	4	18.2	4	18.2	1	4.5
0500	32	22	8	2	0		0	0	0	1	5	1	0	5	15	5	0	0	0	0	0	0	49.7	59.8	5	15.6	0	0.0	0	0.0
0515	47	29	16	2	0		0	0	0	0	8	6	3	5	18	5	2	0	0	0	0	0	48.7	59.3	7	14.9	3	6.4	1	2.1
0530	65	33	23	9	0		0	0	0	0	4	11	3	16	28	3	0	0	0	0	0	0	48.3	54.6	3	4.6	1	1.5	0	0.0
0545	84	59	20	3	2		1	0	0	1	5	10	6	17	40	3	1	0	0	0	0	0	48.8	57.1	4	4.8	2	2.4	1	1.2
0600	104	66	36	1	1		0	0	0	0	14	16	20	8	36	10	0	0	0	0	0	0	46.7	57.6	10	9.6	4	3.8	0	0.0
0615	134	80	50	1	3		0	0	0	0	2	12	20	13	19	62	6	0	0	0	0	0	47.4	56.8	6	4.5	1	0.7	0	0.0
0630	125	81	40	2	2		0	0	0	0	13	13	17	33	47	2	0	0	0	0	0	0	46.7	54.7	2	1.6	0	0.0	0	0.0
0645	143	88	50	3	2		0	0	0	3	8	18	12	24	71	7	0	0	0	0	0	0	48.3	54.8	7	4.9	2	1.4	0	0.0
0700	143	83	52	6	2		0	0	0	9	15	20	10	37	49	3	0	0	0	0	0	0	45.1	53.3	3	2.1	0	0.0	0	0.0
0715	172	112	53	4	3		0	0	0	4	16	35	21	48	48	4	0	0	0	0	0	0	44.1	53.2	0	0.0	0	0.0	0	0.0
0730	190	127	54	8	5		0	0	0	5	29	30	38	45	41	2	0	0	0	0	0	0	43.7	51.0	2	1.1	1	0.5	0	0.0
0745	123	77	41	3	2		0	0	0	0	5	22	16	32	47	1	0	0	0	0	0	0	46.9	54.1	1	0.8	0	0.0	0	0.0
0800	130	76	48	4	2		0	0	0	4	12	25	18	24	42	3	2	0	0	0	0	0	45.6	54.0	4	3.1	3	2.3	2	1.5
0815	130	78	40	10	2		0	0	0	10	10	18	8	37	44	3	0	0	0	0	0	0	45.8	53.0	3	2.3	1	0.8	0	0.0
0830	150	85	52	11	2		0	0	0	3	4	6	10	33	29	62	3	0	0	0	0	0	46.7	53.5	3	2.0	0	0.0	0	0.0
0845	117	73	40	3	1		0	0	0	2	7	8	27	33	33	7	0	0	0	0	0	0	47.0	54.4	7	6.0	0	0.0	0	0.0
0900	146	84	55	5	2		0	0	0	0	11	13	7	31	78	5	1	0	0	0	0	0	49.4	55.3	6	4.1	1	0.7	1	0.7
0915	155	92	55	5	3		0	0	0	0	12	6	24	59	53	1	0	0	0	0	0	0	47.3	52.6	0	0.0	0	0.0	0	0.0
0930	159	103	43	9	3		0	0	0	2	13	22	24	36	58	3	0	0	0	0	0	0	46.5	53.6	3	1.9	1	0.6	0	0.0
0945	147	87	52	6	3		0	0	0	4	7	15	8	53	57	3	0	0	0	0	0	0	47.9	53.8	3	2.0	2	1.4	0	0.0
1000	155	91	57	5	2		0	0	0	1	10	17	28	56	41	2	0	0	0	0	0	0	46.3	52.1	2	1.3	0	0.0	0	0.0
1015	148	94	48	4	2		0	0	0	0	6	10	13	58	56	5	0	0	0	0	0	0	48.5	54.0	5	3.4	0	0.0	0	0.0
1030	137	91	41	2	3		0	0	0	0	5	5	19	47	60	1	0	0	0	0	0	0	48.9	55.2	1	0.7	0	0.0	0	0.0
1045	132	77	42	6	7		0	0	0	2	5	16	22	39	46	2	0	0	0	0	0	0	47.3	54.9	2	1.5	1	0.8	0	0.0
1100	159	99	49	7	4		0	0	0	0	10	8	26	67	46	1	0	0	0	0	0	0	47.9	54.4	2	1.3	1	0.6	1	0.6
1115	151	89	52	8	2		0	0	0	2	1	5	10	18	55	8	2	0	0	0	0	0	48.2	54.2	2	1.3	2	1.3	0	0.0
1130	148	96	43	6	3		0	0	0	0	2	12	10	14	45	59	5	1	0	0	0	0	48.5	55.8	6	4.1	1	0.7	1	0.7
1145	123	82	39	1	1		0	0	0	0	2	14	12	15	39	38	3	0	0	0	0	0	46.1	52.3	3	2.4	0	0.0	0	0.0
1200	139	89	43	4	3		0	0	0	0	4	16	35	21	48	50	4	0	0	0	0	0	46.5	52.5	4	2.9	0	0.0	0	0.0
1215	158	98	50	4	6		0	0	0	0	10	17	24	65	41	1	0	0	0	0	0	0	46.8	53.2	1	0.6	0	0.0	0	0.0
1230	140	93	39	7	1		0	0	0	0	15	8	10	11	34	57	5	0	0	0	0	0	46.4	53.7	5	3.6	2	1.4	0	0.0
1245	142	82	51	5	4		0	0	0	1	0	9	16	21	47	46	2	0	0	0	0	0	46.9	53.1	2	1.4	0	0.0	0	0.0
1300	138	101	25	8	4		0	0	0	1	19	14	14	26	57	5	2	0	0	0	0	0	47.1	54.9	7	5.1	6	4.3	1	0.7
1315	148	98	43	7	0		0	0	0	0	17	26	21	40	41	3	0	0	0	0	0	0	45.6	52.7	3	2.0	1	0.7	0	0.0
1330	175	112	52	9	2		0	0	0	2	0	9	36	31	65	32	0	0	0	0	0	0	44.5	50.6	0	0.0	0	0.0	0	0.0
1345																														

TOTAL CLASS 1 CLASS 2 CLASS 3 CLASS 4

PROJECT 40187 Bideford, Devon
SITE 40187-002
LOCATION A39 (S)
DIRECTION NORTHBOUND ↑
PSL 70mph

ALL VEHICLES Cars, taxis, 4WD LGV OGV1 OGV2

TIME 0-10mph 10-15mph 15-20mph 20-25mph 25-30mph 30-35mph 35-40mph 40-45mph 45-50mph 50-60mph 60-70mph 70-80mph 80-90mph 90mph+ AVG SPD 85%ile PSL SPEEDING PSL% SPEEDING ACPO SPEEDING ACPO% SPEEDING DT SPEEDING DT% SPEEDING

Table with columns for time (00:00 to 00:00), speed ranges (0-10 to 90+ mph), and various metrics (Total, Cls, Fix1, Mean, Vpp, PSL, PSL%, ACPO, ACPO%, DT, DT%). Rows represent time intervals from 00:00 to 00:00.

DIR 2

PROJECT 40187 Bideford, Devon
SITE 40187-002
LOCATION A39 (S)
DIRECTION NORTHBOUND ↑
PSL 70mph

ALL VEHICLES
 Cars, taxis,
 4WD
 LGV
 OGV1
 OGV2

TIME
 0-10mph
 10-15mph
 15-20mph
 20-25mph
 25-30mph
 30-35mph
 35-40mph
 40-45mph
 45-50mph
 50-60mph
 60-70mph
 70-80mph
 80-90mph
 90mph+
 AVG SPD
 85%ile
 PSL SPEEDING
 PSL% SPEEDING
 ACPO SPEEDING
 ACPO% SPEEDING
 DfT SPEEDING
 DfT% SPEEDING

DAY 6 Sun 14 Jul	ALL VEHICLES						SPEEDING																							
	Total	Cls 1	Cls 2	Cls 3	Cls 4	Fix1	Time	0-10	10-15	15-20	20-25	25-30	30-35	35-40	40-45	45-50	50-60	60-70	70-80	80-90	90-100	Mean	Vpp	PSL	PSL%	ACPO	ACPO%	DfT	DfT%	
0000	6	4	2	0	0		00:00	0	0	0	0	0	0	0	0	0	0	0	0	0	0	0	53.9	-	2	33.3	1	16.7	0	0.0
0015	2	1	1	0	0		00:15	0	0	0	0	0	0	0	0	0	1	1	0	0	0	0	59.6	-	1	50.0	1	50.0	0	0.0
0030	1	1	0	0	0		00:30	0	0	0	0	0	0	0	0	0	0	1	0	0	0	0	51.5	-	0	0.0	0	0.0	0	0.0
0045	6	4	1	1	0		00:45	0	0	0	0	0	0	0	0	1	3	2	0	0	0	0	56.5	-	2	33.3	0	0.0	0	0.0
0100	2	1	1	0	0		01:00	0	0	0	0	0	0	0	0	0	2	0	0	0	0	0	58.8	-	0	0.0	0	0.0	0	0.0
0115	4	3	1	0	0		01:15	0	0	0	0	0	0	0	0	2	0	1	0	1	0	0	60.3	-	2	50.0	1	25.0	1	25.0
0130	2	0	2	0	0		01:30	0	0	0	0	0	0	0	0	0	2	0	0	0	0	0	57.1	-	0	0.0	0	0.0	0	0.0
0145	1	0	1	0	0		01:45	0	0	0	0	0	0	0	0	0	1	0	0	0	0	0	52.1	-	0	0.0	0	0.0	0	0.0
0200	3	2	1	0	0		02:00	0	0	0	0	0	0	0	0	0	2	0	1	0	0	0	59.6	-	1	33.3	1	33.3	0	0.0
0215	1	0	0	1	0		02:15	0	0	0	0	0	0	0	0	0	1	0	0	0	0	0	48.1	-	0	0.0	0	0.0	0	0.0
0230	1	0	0	1	0		02:30	0	0	0	0	0	0	0	0	0	1	0	0	0	0	0	60.0	-	0	0.0	0	0.0	0	0.0
0245	3	2	0	1	0		02:45	0	0	0	0	0	0	1	0	1	0	0	1	0	0	0	54.4	-	1	33.3	1	33.3	1	33.3
0300	2	1	1	0	0		03:00	0	0	0	0	0	0	0	0	1	0	1	0	0	0	0	55.3	-	1	50.0	0	0.0	0	0.0
0315	2	0	2	0	0		03:15	0	0	0	0	0	0	0	0	0	0	1	1	0	0	0	69.8	-	2	100.0	2	100.0	1	50.0
0330	1	0	1	0	0		03:30	0	0	0	0	0	0	0	0	0	0	0	1	0	0	0	70.0	-	1	100.0	1	100.0	0	0.0
0345	2	1	1	0	0		03:45	0	0	0	0	0	1	0	0	0	0	0	1	0	0	0	47.5	-	1	50.0	0	0.0	0	0.0
0400	4	3	1	0	0		04:00	0	0	0	0	0	0	0	0	0	1	2	0	1	0	0	68.6	-	3	75.0	3	75.0	1	25.0
0415	8	6	2	0	0		04:15	0	0	0	0	0	2	0	0	1	3	2	0	0	0	0	49.7	-	2	25.0	1	12.5	0	0.0
0430	5	4	1	0	0		04:30	0	0	0	0	0	0	0	0	0	3	1	0	0	0	0	63.5	-	2	40.0	1	20.0	1	20.0
0445	10	6	3	0	1		04:45	0	0	0	0	0	0	0	1	1	5	4	0	0	0	0	54.0	-	1	30.0	1	10.0	0	0.0
0500	9	8	1	0	0		05:00	0	0	0	0	1	0	1	2	1	3	1	0	0	0	0	47.2	-	1	11.1	1	11.1	0	0.0
0515	12	7	5	0	0		05:15	0	0	0	0	0	2	1	1	1	4	3	0	0	0	0	49.4	60.8	3	25.0	0	0.0	0	0.0
0530	14	10	4	0	0		05:30	0	0	0	0	1	2	0	0	6	5	0	0	0	0	0	55.2	62.5	5	35.7	2	14.3	0	0.0
0545	13	9	2	2	0		05:45	0	0	0	0	0	0	2	0	1	5	4	1	0	0	0	56.3	64.8	5	38.5	2	15.4	1	7.7
0600	29	19	9	1	0		06:00	1	0	0	0	4	3	1	2	13	4	0	1	0	0	0	52.8	61.0	6	20.7	2	6.9	2	6.9
0615	31	24	5	2	0		06:15	0	0	0	0	0	5	0	4	13	6	1	0	0	0	0	56.3	63.3	9	29.0	4	12.9	3	9.7
0630	30	23	6	0	1		06:30	0	0	0	0	2	2	3	1	2	19	3	0	0	0	0	50.5	57.1	2	6.7	1	3.3	0	0.0
0645	24	20	3	1	0		06:45	0	0	0	0	3	2	0	2	3	17	6	2	1	0	0	54.8	62.0	9	26.5	5	14.7	3	8.8
0700	39	28	6	2	3		07:00	0	0	0	0	0	3	3	5	1	24	3	0	0	0	0	50.7	58.6	3	7.7	1	2.6	0	0.0
0715	38	26	7	2	1		07:15	0	0	0	0	4	2	5	6	13	4	3	0	0	0	0	51.7	62.3	7	19.4	4	11.1	3	8.3
0730	66	48	15	3	0		07:30	0	0	0	0	1	3	5	16	7	29	4	1	0	0	0	49.2	56.0	5	7.6	2	3.0	1	1.5
0745	52	39	12	0	1		07:45	0	0	0	0	2	5	6	4	7	16	10	2	0	0	0	50.0	61.9	12	23.1	5	9.6	2	3.8
0800	57	42	13	1	1		08:00	0	0	0	0	3	5	5	0	11	22	10	1	0	0	0	50.0	60.0	11	19.3	4	7.0	1	1.8
0815	70	51	19	0	0		08:15	0	0	0	0	7	4	3	12	35	8	1	0	0	0	0	50.8	58.6	9	12.9	2	2.9	1	1.4
0830	68	54	14	0	0		08:30	0	0	0	0	1	2	5	4	23	31	2	0	0	0	0	49.3	56.0	2	2.9	0	0.0	0	0.0
0845	100	78	22	0	0		08:45	0	0	0	0	1	5	4	13	23	50	3	1	0	0	0	50.1	55.9	4	4.0	1	1.0	1	1.0
0900	129	95	32	0	2		09:00	0	0	0	0	0	9	14	10	23	66	6	1	0	0	0	49.6	56.5	7	5.4	1	0.8	1	0.8
0915	141	103	38	0	0		09:15	0	0	0	0	0	5	10	17	28	80	1	0	0	0	0	49.6	55.8	1	0.7	0	0.0	0	0.0
0930	145	103	41	1	0		09:30	0	0	0	0	0	5	6	29	37	59	9	0	0	0	0	48.8	54.9	9	6.2	3	2.1	0	0.0
0945	167	126	40	0	1		09:45	0	0	0	0	1	10	9	17	37	84	9	0	0	0	0	49.5	56.8	9	5.4	0	0.0	0	0.0
1000	151	107	39	2	3		10:00	0	0	0	0	1	11	7	18	45	67	2	0	0	0	0	48.4	55.3	2	1.3	0	0.0	0	0.0
1015	155	114	35	4	2		10:15	0	0	0	0	4	8	7	21	56	54	4	1	0	0	0	48.1	54.3	5	3.2	1	0.6	1	0.6
1030	163	121	36	2	4		10:30	0	0	0	0	7	21	31	38	62	4	0	0	0	0	0	47.7	55.1	4	2.5	1	0.6	0	0.0
1045	180	138	37	2	3		10:45	0	0	0	0	2	19	21	21	44	70	3	0	0	0	0	47.0	54.9	3	1.7	0	0.0	0	0.0
1100	174	129	43	1	1		11:00	0	0	0	0	6	19	22	54	69	3	1	0	0	0	0	48.0	53.0	4	2.3	3	1.7	1	0.6
1115	175	139	35	1	0		11:15	0	0	0	0	3	11	13	13	63	64	7	1	0	0	0	48.2	55.4	8	4.6	2	1.1	1	0.6
1130	153	117	32	2	2		11:30	0	0	0	0	2	9	9	20	33	73	7	0	0	0	0	49.0	55.7	6	3.9	0	0.0	0	0.0
1145	186	145	40	1	0		11:45	0	0	0	0	0	12	26	14	59	72	3	0	0	0	0	47.5	54.1	3	1.6	1	0.5	0	0.0
1200	155	123	29	0	3		12:00	0	0	0	0	1	11	18	32	39	53	1	0	0	0	0	46.5	53.2	1	0.6	0	0.0	0	0.0
1215	133	100	33	0	0		12:15	0	0	0	0	3	7	7	17	41	56	2	0	0	0	0	48.4	56.3	2	1.5	0	0.0	0	0.0
1230	159	127	32	0	0		12:30	0	0	0	0	6	6	17	28	94	7	0	1	0	0	0	50.9	56.5	7	4.4	2	1.3	1	0.6
1245	146	118	27	1	0		12:45	0	0	0	0	1	4	13	25	42	54	5	0	2	0	0	48.6	54.9	7	4.8	4	2.7	2	1.4
1300	145	108	35	2	0		13:00	0	0	0	0	10	10	11	59	53	2	0	0	0	0	0	47.8	53.6	2	1.4	0	0.0	0	0.0
1315	132	105	25	1	1		13:15	0	0	0	0	1	8	5	25	36	50	6	1	0	0	0	48.1	54.7	6	4.5	1	0.8	1	0.8
1330	158	117	39	1	1		13:30	0	0	0	0	10																		

Annex D: 2024 Manual Classified Count and Queue Length Surveys Data



ADVANCED
TRANSPORT
RESEARCH

Job Number & Name: 40187 Bideford, Devon

Site Number/Name: Barnstaple Street/Manteo Way

Client: RPS

Date: 09/07/2024

Weather: Early showers then cloudy and dry

Advanced Transport Research

Barnstaple Street/Manteo Way

Job Number & Name: 40187 Bideford, Devon

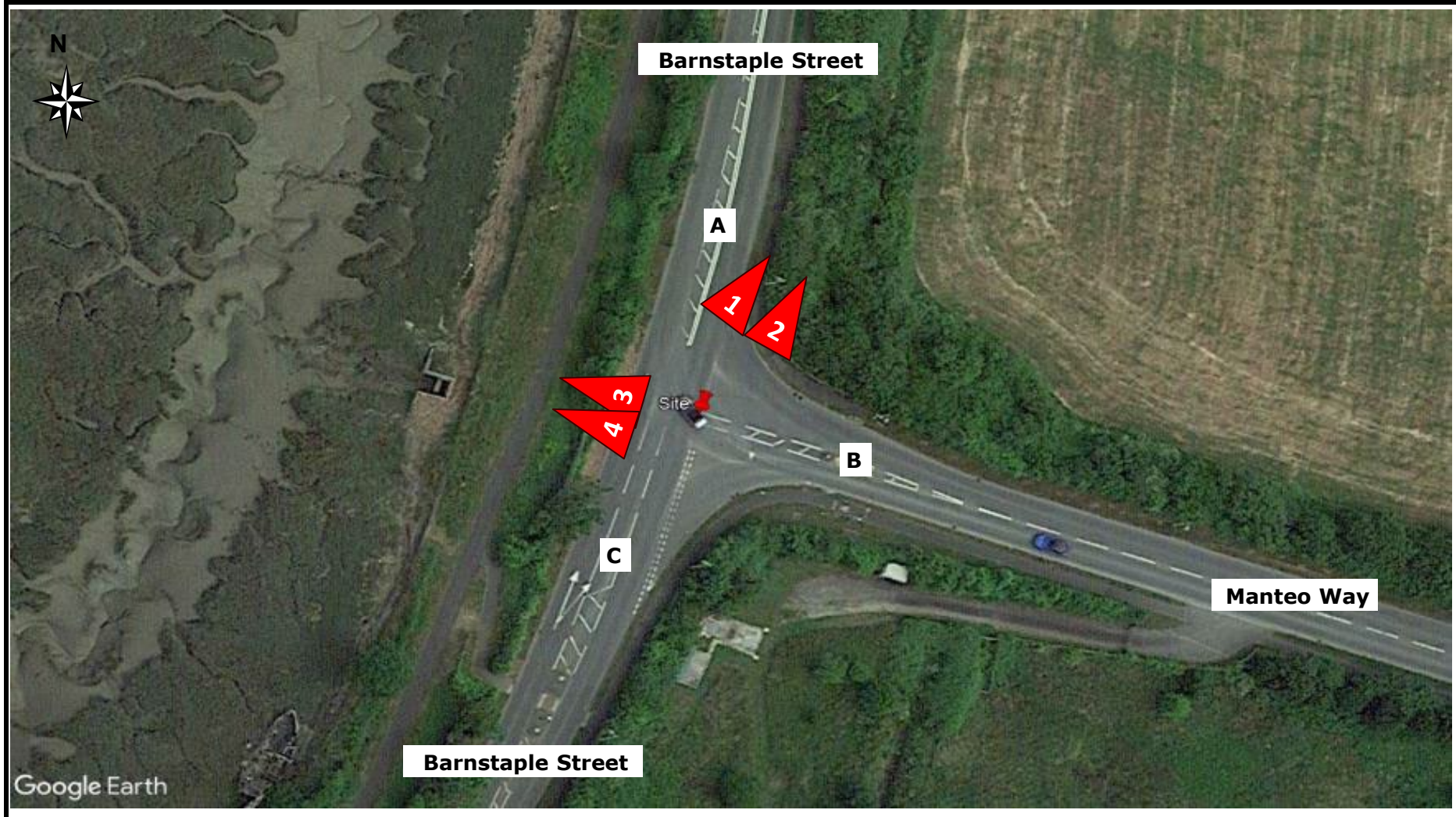
Date: Tuesday 09 Jul 2024

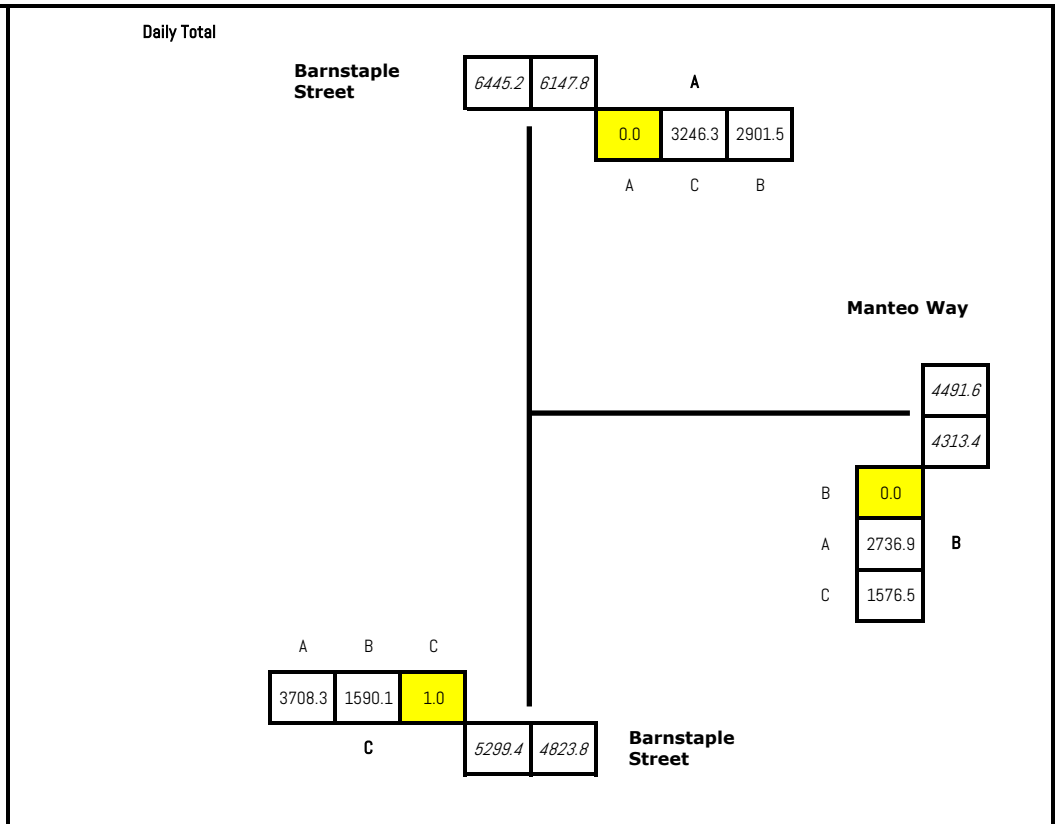
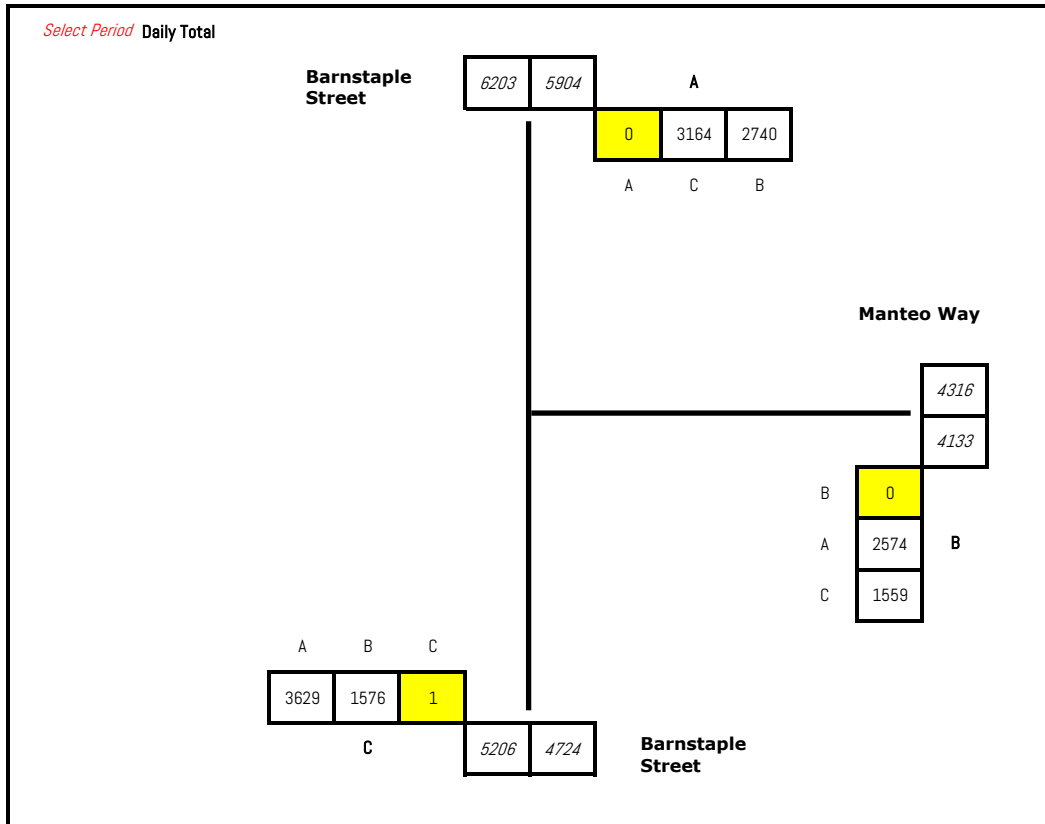
Job Type: Junction Count

Co-ordinates: 51.022122°N, 4.196977°W

Postcode: EX39 4AQ

Times: 0600-2000





Advanced Transport Research

Barnstaple Street/Manteo Way

Classified Counts

Times	Ato A								Ato B								Ato C							
	Car	LGV	OGM	OG2	PSV	MB	Cyc	B Scooter	Car	LGV	OGM	OG2	PSV	MB	Cyc	B Scooter	Car	LGV	OGM	OG2	PSV	MB	Cyc	B Scooter
0600 - 0615	0	0	0	0	0	0	0	0	5	1	0	1	0	0	0	0	3	0	0	0	1	0	0	0
0615 - 0630	0	0	0	0	0	0	0	0	11	3	0	0	0	0	0	0	10	7	1	0	1	0	0	0
0630 - 0645	0	0	0	0	0	0	0	0	14	0	2	3	0	0	0	0	11	2	0	0	1	3	1	0
0645 - 0700	0	0	0	0	0	0	0	0	18	4	1	2	0	0	0	0	22	4	2	0	0	0	0	0
0700 - 0715	0	0	0	0	0	0	0	0	23	1	0	0	1	0	0	0	22	1	1	1	1	0	0	0
0715 - 0730	0	0	0	0	0	0	0	0	32	9	0	1	0	0	0	0	30	16	1	0	1	0	0	0
0730 - 0745	0	0	0	0	0	0	0	0	22	13	0	1	0	2	0	0	41	16	0	0	1	0	0	0
0745 - 0800	0	0	0	0	0	0	0	0	58	6	5	0	0	1	0	0	50	12	0	0	1	0	0	0
0800 - 0815	0	0	0	0	0	0	0	0	42	6	6	2	0	0	0	0	40	16	2	1	1	0	0	0
0815 - 0830	0	0	0	0	0	0	0	0	38	9	2	1	0	0	0	0	40	10	0	0	1	0	0	0
0830 - 0845	0	0	0	0	0	0	0	0	39	6	4	1	0	0	0	0	43	9	4	0	1	1	0	0
0845 - 0900	0	0	0	0	0	0	0	0	58	13	3	2	0	0	0	0	44	18	1	0	1	0	0	0
0900 - 0915	0	0	0	0	0	0	0	0	51	9	3	0	0	0	0	0	46	16	1	0	1	0	0	0
0915 - 0930	0	0	0	0	0	0	0	0	32	6	3	4	1	0	0	0	35	9	2	0	3	0	0	0
0930 - 0945	0	0	0	0	0	0	0	0	31	4	1	2	0	0	0	0	31	15	3	1	1	0	0	0
0945 - 1000	0	0	0	0	0	0	0	0	32	3	2	2	0	1	0	0	37	6	1	0	1	0	0	0
1000 - 1015	0	0	0	0	0	0	0	0	29	7	1	2	0	0	0	0	37	4	3	0	1	0	0	0
1015 - 1030	0	0	0	0	0	0	0	0	29	9	5	0	0	1	0	0	33	8	2	0	1	0	0	0
1030 - 1045	0	0	0	0	0	0	0	0	19	6	7	1	0	0	0	0	35	7	3	0	1	0	0	0
1045 - 1100	0	0	0	0	0	0	0	0	32	5	0	3	0	0	0	0	46	16	2	0	1	0	0	0
1100 - 1115	0	0	0	0	0	0	0	0	29	5	3	2	0	0	0	0	36	9	2	1	1	0	0	0
1115 - 1130	0	0	0	0	0	0	0	0	24	3	5	2	0	0	0	0	42	4	0	0	2	0	0	0
1130 - 1145	0	0	0	0	0	0	0	0	31	9	5	3	0	0	0	0	49	17	0	0	1	0	0	0
1145 - 1200	0	0	0	0	0	0	0	0	39	7	2	4	0	0	0	0	41	9	3	1	1	0	0	0
1200 - 1215	0	0	0	0	0	0	0	0	27	7	3	1	1	0	0	0	39	6	0	0	1	0	0	0
1215 - 1230	0	0	0	0	0	0	0	0	32	6	3	5	0	0	0	0	39	3	2	2	2	1	0	0
1230 - 1245	0	0	0	0	0	0	0	0	38	5	3	1	0	0	0	0	43	10	1	0	1	0	0	0
1245 - 1300	0	0	0	0	0	0	0	0	36	6	2	0	0	0	0	0	56	12	0	0	1	0	0	0
1300 - 1315	0	0	0	0	0	0	0	0	39	3	0	1	0	1	0	0	34	9	1	1	1	2	0	0
1315 - 1330	0	0	0	0	0	0	0	0	36	2	5	1	0	0	0	0	52	14	1	0	2	0	0	0
1330 - 1345	0	0	0	0	0	0	0	0	38	8	0	1	0	0	0	0	45	6	1	0	0	1	0	0
1345 - 1400	0	0	0	0	0	0	0	0	49	5	3	2	0	0	0	0	46	12	1	0	2	0	0	0
1400 - 1415	0	0	0	0	0	0	0	0	28	4	4	2	0	0	0	0	44	10	2	0	1	1	0	0
1415 - 1430	0	0	0	0	0	0	0	0	42	3	2	1	0	0	0	0	55	17	1	0	1	2	0	0
1430 - 1445	0	0	0	0	0	0	0	0	41	4	1	3	0	1	1	0	57	14	0	0	2	0	0	0
1445 - 1500	0	0	0	0	0	0	0	0	67	4	2	1	0	0	0	0	65	8	2	0	0	3	0	0
1500 - 1515	0	0	0	0	0	0	0	0	41	9	1	0	0	0	0	0	54	13	0	1	2	0	0	0
1515 - 1530	0	0	0	0	0	0	0	0	41	6	2	5	0	0	0	0	61	9	2	0	0	0	0	0
1530 - 1545	0	0	0	0	0	0	0	0	66	8	3	0	0	0	0	0	79	2	1	0	2	0	0	0
1545 - 1600	0	0	0	0	0	0	0	0	70	7	3	1	0	1	0	0	79	5	2	0	0	1	0	0
1600 - 1615	0	0	0	0	0	0	0	0	64	16	2	1	1	1	0	0	63	10	0	0	3	0	0	0
1615 - 1630	0	0	0	0	0	0	0	0	74	9	2	0	0	0	0	0	68	18	2	0	1	0	1	0
1630 - 1645	0	0	0	0	0	0	0	0	73	15	1	2	0	0	0	0	61	16	1	0	0	0	0	0
1645 - 1700	0	0	0	0	0	0	0	0	68	11	2	2	0	1	0	0	67	17	0	0	2	0	1	0
1700 - 1715	0	0	0	0	0	0	0	0	47	12	0	1	0	0	0	0	67	8	1	1	2	0	0	0
1715 - 1730	0	0	0	0	0	0	0	0	49	7	3	0	0	0	0	0	53	12	0	0	0	1	0	0
1730 - 1745	0	0	0	0	0	0	0	0	63	6	4	4	1	1	0	0	58	14	0	0	1	0	0	0
1745 - 1800	0	0	0	0	0	0	0	0	63	5	0	1	0	0	0	0	77	7	1	0	2	0	0	0
1800 - 1815	0	0	0	0	0	0	0	0	45	12	1	2	0	0	0	0	48	10	0	1	1	2	0	0
1815 - 1830	0	0	0	0	0	0	0	0	43	4	0	0	0	0	0	0	55	5	0	0	1	1	0	0
1830 - 1845	0	0	0	0	0	0	0	0	38	2	0	0	0	0	0	0	40	2	0	0	2	1	0	0
1845 - 1900	0	0	0	0	0	0	0	0	31	5	0	1	0	0	0	0	29	9	0	0	0	1	0	0
1900 - 1915	0	0	0	0	0	0	0	0	28	7	0	1	0	0	0	0	32	1	0	0	1	5	0	0
1915 - 1930	0	0	0	0	0	0	0	0	21	3	0	1	0	0	0	0	37	4	0	0	0	1	0	0
1930 - 1945	0	0	0	0	0	0	0	0	13	3	0	0	0	0	0	0	21	3	0	0	1	1	0	0
1945 - 2000	0	0	0	0	0	0	0	0	26	5	0	0	0	0	0	0	37	0	0	0	0	3	0	0

0600 - 0700	0	0	0	0	0	0	0	0	48	8	3	6	0	0	0	0	46	13	3	0	3	3	1	0
0615 - 0715	0	0	0	0	0	0	0	0	66	8	3	5	1	0	0	0	65	14	4	1	3	3	1	0
0630 - 0730	0	0	0	0	0	0	0	0	87	14	3	6	1	0	0	0	85	23	4	1	3	3	1	0
0645 - 0745	0	0	0	0	0	0	0	0	95	27	1	4	1	2	0	0	115	37	4	1	3	0	0	0
0700 - 0800	0	0	0	0	0	0	0	0	135	29	5	2	1	3	0	0	143	45	2	1	4	0	0	0
0715 - 0815	0	0	0	0	0	0	0	0	154	34	11	4	0	3	0	0	161	60	3	1	4	0	0	0
0730 - 0830	0	0	0	0	0	0	0	0	160	34	13	4	0	3	0	0	171	54	2	1	4	0	0	0
0745 - 0845	0	0	0	0	0	0	0	0	177	27	17	7	0	1	0	0	173	47	6	1	4	1	0	0
0800 - 0900	0	0	0	0	0	0	0	0	177	34	15	9	0	0	0	0	167	53	7	1	4	1	0	0
0815 - 0915	0	0	0	0	0	0	0	0	186	37	12	7	0	0	0	0	173	53	6	0	4	1	0	0
0830 - 0930	0	0	0	0	0	0	0	0	180	34	13	10	1	0	0	0	168	52	8	0	6	1	0	0
0845 - 0945	0	0	0	0	0	0	0	0	172	32	10	8	1	0	0	0	156	58	7	1	6	0	0	0
0900 - 1000	0	0	0	0	0	0	0	0	146	22	9	8	1	1	0	0	149	46	7	1	6	0	0	0
0915 - 1015	0	0	0	0	0	0	0	0	124	20	7	10	1	1	0	0	140	34	9	1	6	0	0	0
0930 - 1030	0	0	0	0	0	0	0	0	121	23	9	6	0	2	0	0	138	33	9	1	4	0	0	0
0945 - 1045	0	0	0	0	0	0	0	0	10															

Times	Cto A								Cto B								Cto C							
	Car	LGV	OGM	OG2	PSV	MB	Cyc	B Scooter	Car	LGV	OGM	OG2	PSV	MB	Cyc	B Scooter	Car	LGV	OGM	OG2	PSV	MB	Cyc	B Scooter
0600 - 0615	20	6	1	0	0	0	0	0	1	1	0	0	0	0	0	0	0	0	0	0	0	0	0	0
0615 - 0630	30	3	0	0	1	0	0	0	0	1	0	0	0	1	1	0	0	0	0	0	0	0	0	0
0630 - 0645	42	8	1	0	0	1	0	0	5	3	0	0	0	0	0	0	0	0	0	0	0	0	0	0
0645 - 0700	33	9	1	0	1	0	1	0	12	5	1	0	0	0	0	0	0	0	0	0	0	0	0	0
0700 - 0715	64	20	0	0	0	0	0	0	11	2	1	0	0	0	0	0	0	0	0	0	0	0	0	0
0715 - 0730	65	18	1	0	1	0	0	0	15	1	1	0	0	0	0	0	0	0	0	0	0	0	0	0
0730 - 0745	76	17	4	0	1	2	0	0	23	4	1	0	0	0	0	0	0	0	0	0	0	0	0	0
0745 - 0800	75	15	0	1	1	0	0	0	23	6	0	0	0	0	1	0	0	0	0	0	0	0	0	0
0800 - 0815	73	14	2	2	1	0	0	0	19	10	0	0	0	0	0	0	0	0	0	0	0	0	0	0
0815 - 0830	62	9	2	0	2	0	0	0	25	1	0	0	0	0	0	0	0	0	0	0	0	0	0	0
0830 - 0845	81	15	1	0	2	0	0	0	23	2	0	0	0	0	0	0	0	0	0	0	0	0	0	0
0845 - 0900	53	9	1	0	0	0	0	0	38	2	0	0	0	0	0	0	0	0	0	0	0	0	0	0
0900 - 0915	57	10	1	0	1	0	0	0	17	6	0	0	0	0	0	0	0	0	0	0	0	0	0	0
0915 - 0930	55	18	0	0	1	1	0	0	26	5	2	0	0	0	0	0	0	0	0	0	0	0	0	0
0930 - 0945	49	6	1	0	1	1	0	0	20	8	0	0	0	0	0	0	0	0	0	0	0	0	0	0
0945 - 1000	53	6	2	0	2	0	0	0	19	0	0	0	0	0	0	0	0	0	0	0	0	0	0	0
1000 - 1015	50	10	1	0	1	1	0	0	23	0	0	0	0	0	0	0	0	0	0	0	0	0	0	0
1015 - 1030	50	6	2	0	1	1	0	0	23	6	2	0	1	0	0	0	0	0	0	0	0	0	0	0
1030 - 1045	59	10	2	0	1	1	0	0	23	5	1	0	0	0	0	0	0	0	0	0	0	0	0	0
1045 - 1100	67	7	0	0	1	0	0	0	18	3	0	0	0	0	0	0	0	0	0	0	0	0	0	0
1100 - 1115	64	9	4	0	1	1	0	0	21	4	0	0	0	0	0	0	0	0	0	0	0	0	0	0
1115 - 1130	46	14	2	1	2	1	0	0	16	3	0	0	1	0	0	0	0	0	0	0	0	0	0	0
1130 - 1145	54	14	1	0	1	0	0	0	30	4	1	0	0	0	0	0	0	0	0	0	0	0	0	0
1145 - 1200	43	10	0	0	1	1	0	0	36	2	0	0	0	0	0	0	0	0	0	0	0	0	0	0
1200 - 1215	53	7	1	0	2	0	0	0	30	2	1	0	0	0	0	0	0	0	0	0	0	0	0	0
1215 - 1230	54	8	1	0	1	4	0	0	29	4	0	0	1	0	1	0	0	0	0	0	0	0	0	0
1230 - 1245	55	9	2	2	1	1	0	0	28	2	1	0	0	0	0	0	0	0	0	0	0	0	0	0
1245 - 1300	55	12	0	0	1	1	0	0	30	2	0	0	0	0	0	0	0	0	0	0	0	0	0	0
1300 - 1315	65	9	3	0	2	0	0	0	33	2	1	0	0	0	0	0	0	0	0	0	0	0	0	0
1315 - 1330	44	9	1	0	1	1	0	0	23	4	1	0	1	0	0	0	0	0	0	0	0	0	0	0
1330 - 1345	46	5	2	0	1	2	0	0	22	6	3	0	0	0	0	0	0	0	0	0	0	0	0	0
1345 - 1400	37	12	0	1	1	0	0	0	21	3	0	0	0	0	0	0	0	0	0	0	0	0	0	0
1400 - 1415	53	10	2	0	2	0	0	0	21	2	1	0	0	0	0	0	0	0	0	0	0	0	0	0
1415 - 1430	54	9	4	0	1	0	0	0	28	4	0	0	1	0	0	0	0	0	0	0	0	0	0	0
1430 - 1445	45	10	0	0	1	0	0	0	26	4	1	0	0	0	0	0	0	0	0	0	0	0	0	0
1445 - 1500	61	6	1	1	1	1	0	0	26	3	0	0	0	1	0	0	0	0	0	0	0	0	0	0
1500 - 1515	43	5	0	0	1	0	0	0	41	2	1	0	0	0	0	0	0	0	0	0	0	0	0	0
1515 - 1530	62	15	1	0	1	1	0	0	28	7	1	0	1	1	0	0	0	0	0	0	0	0	0	0
1530 - 1545	57	12	2	0	1	1	0	0	35	4	2	1	0	0	0	0	0	0	0	0	0	0	0	0
1545 - 1600	52	15	0	0	1	0	0	0	46	5	0	0	0	0	0	0	0	0	0	0	0	0	0	0
1600 - 1615	69	23	0	0	2	2	0	0	36	6	0	0	0	0	0	0	0	0	0	0	0	0	0	0
1615 - 1630	60	18	0	0	1	0	0	0	33	8	1	0	1	0	0	0	0	0	0	0	0	0	0	0
1630 - 1645	63	16	0	0	1	0	0	0	36	6	0	0	0	1	0	0	0	0	0	0	0	0	0	0
1645 - 1700	56	14	2	0	0	0	0	0	30	4	1	0	0	1	0	0	0	0	0	0	0	0	0	0
1700 - 1715	77	10	1	1	2	1	0	0	30	5	0	0	0	0	0	0	0	0	0	0	0	0	0	0
1715 - 1730	73	12	1	0	1	0	0	0	37	5	0	0	0	0	0	0	0	0	0	0	0	0	0	0
1730 - 1745	51	7	0	0	1	1	0	0	31	2	0	0	0	0	2	0	0	0	0	0	0	0	0	0
1745 - 1800	42	5	0	0	2	2	0	0	24	4	0	0	0	0	0	0	0	0	0	0	0	0	0	0
1800 - 1815	54	5	0	0	1	1	0	0	24	4	0	0	0	1	0	0	0	0	0	0	0	0	0	0
1815 - 1830	34	6	0	0	1	1	0	0	38	1	0	0	1	1	0	0	1	0	0	0	0	0	0	0
1830 - 1845	50	5	0	0	1	0	0	0	14	1	0	0	0	0	0	0	0	0	0	0	0	0	0	0
1845 - 1900	35	1	0	0	0	1	0	0	15	2	0	0	0	0	0	0	0	0	0	0	0	0	0	0
1900 - 1915	32	8	0	0	4	1	0	0	14	2	0	0	0	0	0	0	0	0	0	0	0	0	0	0
1915 - 1930	24	3	0	0	0	0	0	0	12	1	0	0	0	0	0	0	0	0	0	0	0	0	0	0
1930 - 1945	19	1	0	0	2	1	0	0	18	0	1	0	0	0	0	0	0	0	0	0	0	0	0	0
1945 - 2000	17	3	0	0	1	2	0	0	11	1	0	0	0	0	0	0	0	0	0	0	0	0	0	0

0600 - 0700	125	26	3	0	2	1	1	0	18	10	1	0	0	1	1	0	0	0	0	0	0	0	0	0
0615 - 0715	169	40	2	0	2	1	1	0	28	11	2	0	0	1	1	0	0	0	0	0	0	0	0	0
0630 - 0730	204	55	3	0	2	1	1	0	43	11	3	0	0	0	0	0	0	0	0	0	0	0	0	0
0645 - 0745	238	64	6	0	3	2	1	0	61	12	4	0	0	0	0	0	0	0	0	0	0	0	0	0
0700 - 0800	280	70	5	1	3	2	0	0	72	13	3	0	0	0	1	0	0	0	0	0	0	0	0	0
0715 - 0815	289	64	7	3	4	2	0	0	80	21	2	0	0	0	1	0	0	0	0	0	0	0	0	0
0730 - 0830	286	55	8	3	5	2	0	0	90	21	1	0	0	0	1	0	0	0	0	0	0	0	0	0
0745 - 0845	291	53	5	3	6	0	0	0	90	19	0	0	0	0	1	0	0	0	0	0	0	0	0	0
0800 - 0900	269	47	6	2	5	0	0	0	105	15	0	0	0	0	0	0	0	0	0	0	0	0	0	0
0815 - 0915	253	43	5	0	5	0	0	0	103	11	0	0	0	0	0	0	0	0	0	0	0	0	0	0
0830 - 0930	246	52	3	0	4	1	0	0	104	15	2	0	0	0	0	0	0	0	0	0	0	0	0	0
0845 - 0945	214	43	3	0	3	2	0	0	101	21	2	0	0	0	0	0	0	0	0	0	0	0	0	0
0900 - 1000	214	40	4	0	5	2	0	0	82	19	2	0	0	0	0	0	0	0	0	0	0	0	0	0
0915 - 1015	207	40	4	0	5	3	0	0	88	13	2	0	0	0	0	0	0	0	0	0	0	0	0	0
0930 - 1030	202	28	6	0	5	3	0	0	85	14	2	0	1	0	0	0	0	0	0	0	0	0	0	0
0945 - 1045	212	32	7	0																				

Advanced Transport Research
 Barnstaple Street/Manteo Way
 PCU Values

Times	Ato A								Ato B								Ato C							
	Cars	LGV	OGM	OG2	PSV	MB	Cyc	Total	Cars	LGV	OGM	OG2	PSV	MB	Cyc	Total	Cars	LGV	OGM	OG2	PSV	MB	Cyc	Total
0600 - 0615	0.0	0.0	0.0	0.0	0.0	0.0	0.0	0.0	5.0	1.0	0.0	2.3	0.0	0.0	0.0	8.3	3.0	0.0	0.0	2.0	0.0	0.0	5.0	
0615 - 0630	0.0	0.0	0.0	0.0	0.0	0.0	0.0	0.0	11.0	3.0	0.0	0.0	0.0	0.0	0.0	14.0	10.0	7.0	1.5	0.0	2.0	0.0	20.5	
0630 - 0645	0.0	0.0	0.0	0.0	0.0	0.0	0.0	0.0	14.0	0.0	3.0	6.9	0.0	0.0	0.0	23.9	11.0	2.0	0.0	0.0	2.0	1.2	16.4	
0645 - 0700	0.0	0.0	0.0	0.0	0.0	0.0	0.0	0.0	18.0	4.0	1.5	4.6	0.0	0.0	0.0	28.1	22.0	4.0	3.0	0.0	0.0	0.0	29.0	
0700 - 0715	0.0	0.0	0.0	0.0	0.0	0.0	0.0	0.0	23.0	1.0	0.0	0.0	2.0	0.0	0.0	26.0	22.0	1.0	1.5	2.3	2.0	0.0	28.8	
0715 - 0730	0.0	0.0	0.0	0.0	0.0	0.0	0.0	0.0	32.0	9.0	0.0	2.3	0.0	0.0	0.0	43.3	30.0	16.0	1.5	0.0	2.0	0.0	49.5	
0730 - 0745	0.0	0.0	0.0	0.0	0.0	0.0	0.0	0.0	22.0	13.0	0.0	2.3	0.0	0.8	0.0	38.1	41.0	16.0	0.0	0.0	2.0	0.0	59.0	
0745 - 0800	0.0	0.0	0.0	0.0	0.0	0.0	0.0	0.0	58.0	6.0	7.5	0.0	0.0	0.4	0.0	71.9	50.0	12.0	0.0	0.0	2.0	0.0	64.0	
0800 - 0815	0.0	0.0	0.0	0.0	0.0	0.0	0.0	0.0	42.0	6.0	9.0	4.6	0.0	0.0	0.0	61.6	40.0	16.0	3.0	2.3	2.0	0.0	63.3	
0815 - 0830	0.0	0.0	0.0	0.0	0.0	0.0	0.0	0.0	38.0	9.0	3.0	2.3	0.0	0.0	0.0	52.3	40.0	10.0	0.0	0.0	2.0	0.0	52.0	
0830 - 0845	0.0	0.0	0.0	0.0	0.0	0.0	0.0	0.0	39.0	6.0	6.0	9.2	0.0	0.0	0.0	60.2	43.0	9.0	6.0	0.0	2.0	0.4	60.4	
0845 - 0900	0.0	0.0	0.0	0.0	0.0	0.0	0.0	0.0	58.0	13.0	4.5	4.6	0.0	0.0	0.0	80.1	44.0	18.0	1.5	0.0	2.0	0.0	65.5	
0900 - 0915	0.0	0.0	0.0	0.0	0.0	0.0	0.0	0.0	51.0	9.0	4.5	0.0	0.0	0.0	0.0	64.5	46.0	16.0	1.5	0.0	2.0	0.0	65.5	
0915 - 0930	0.0	0.0	0.0	0.0	0.0	0.0	0.0	0.0	32.0	6.0	4.5	9.2	2.0	0.0	0.0	53.7	35.0	9.0	3.0	0.0	6.0	0.0	53.0	
0930 - 0945	0.0	0.0	0.0	0.0	0.0	0.0	0.0	0.0	31.0	4.0	1.5	4.6	0.0	0.0	0.0	41.1	31.0	15.0	4.5	2.3	2.0	0.0	54.8	
0945 - 1000	0.0	0.0	0.0	0.0	0.0	0.0	0.0	0.0	32.0	3.0	3.0	4.6	0.0	0.4	0.0	43.0	37.0	6.0	1.5	0.0	2.0	0.0	46.5	
1000 - 1015	0.0	0.0	0.0	0.0	0.0	0.0	0.0	0.0	29.0	7.0	1.5	4.6	0.0	0.0	0.0	42.1	37.0	4.0	4.5	0.0	2.0	0.0	47.5	
1015 - 1030	0.0	0.0	0.0	0.0	0.0	0.0	0.0	0.0	29.0	9.0	7.5	0.0	0.0	0.4	0.0	45.9	33.0	8.0	3.0	0.0	2.0	0.0	46.0	
1030 - 1045	0.0	0.0	0.0	0.0	0.0	0.0	0.0	0.0	19.0	6.0	10.5	2.3	0.0	0.0	0.0	37.8	35.0	7.0	4.5	0.0	2.0	0.0	48.5	
1045 - 1100	0.0	0.0	0.0	0.0	0.0	0.0	0.0	0.0	32.0	5.0	0.0	6.9	0.0	0.0	0.0	43.9	46.0	16.0	3.0	0.0	2.0	0.0	67.0	
1100 - 1115	0.0	0.0	0.0	0.0	0.0	0.0	0.0	0.0	29.0	5.0	4.5	4.6	0.0	0.0	0.0	43.1	36.0	9.0	3.0	2.3	2.0	0.0	52.3	
1115 - 1130	0.0	0.0	0.0	0.0	0.0	0.0	0.0	0.0	24.0	3.0	7.5	4.6	0.0	0.0	0.0	39.1	42.0	4.0	0.0	0.0	4.0	0.0	50.0	
1130 - 1145	0.0	0.0	0.0	0.0	0.0	0.0	0.0	0.0	31.0	9.0	7.5	6.9	0.0	0.0	0.0	54.4	49.0	17.0	0.0	0.0	2.0	0.0	68.0	
1145 - 1200	0.0	0.0	0.0	0.0	0.0	0.0	0.0	0.0	39.0	7.0	3.0	9.2	0.0	0.0	0.0	58.2	41.0	9.0	4.5	2.3	2.0	0.0	58.8	
1200 - 1215	0.0	0.0	0.0	0.0	0.0	0.0	0.0	0.0	27.0	7.0	4.5	2.3	2.0	0.0	0.0	42.8	39.0	6.0	0.0	0.0	2.0	0.0	47.0	
1215 - 1230	0.0	0.0	0.0	0.0	0.0	0.0	0.0	0.0	32.0	6.0	4.5	11.5	0.0	0.0	0.0	54.0	39.0	3.0	3.0	4.6	4.0	0.4	54.0	
1230 - 1245	0.0	0.0	0.0	0.0	0.0	0.0	0.0	0.0	38.0	5.0	4.5	2.3	0.0	0.0	0.0	49.8	43.0	10.0	1.5	0.0	2.0	0.0	56.5	
1245 - 1300	0.0	0.0	0.0	0.0	0.0	0.0	0.0	0.0	36.0	6.0	3.0	0.0	0.0	0.0	0.0	45.0	56.0	12.0	0.0	0.0	2.0	0.0	70.0	
1300 - 1315	0.0	0.0	0.0	0.0	0.0	0.0	0.0	0.0	39.0	3.0	0.0	2.3	0.0	0.4	0.0	44.7	34.0	9.0	1.5	2.3	2.0	0.8	49.6	
1315 - 1330	0.0	0.0	0.0	0.0	0.0	0.0	0.0	0.0	36.0	2.0	7.5	2.3	0.0	0.0	0.0	47.8	52.0	14.0	1.5	0.0	4.0	0.0	71.5	
1330 - 1345	0.0	0.0	0.0	0.0	0.0	0.0	0.0	0.0	38.0	8.0	0.0	2.3	0.0	0.0	0.0	48.3	45.0	6.0	1.5	0.0	0.0	0.4	53.0	
1345 - 1400	0.0	0.0	0.0	0.0	0.0	0.0	0.0	0.0	49.0	5.0	4.5	4.6	0.0	0.0	0.0	63.1	46.0	12.0	1.5	0.0	4.0	0.0	63.5	
1400 - 1415	0.0	0.0	0.0	0.0	0.0	0.0	0.0	0.0	28.0	4.0	6.0	4.6	0.0	0.0	0.0	42.6	44.0	10.0	3.0	0.0	2.0	0.4	59.4	
1415 - 1430	0.0	0.0	0.0	0.0	0.0	0.0	0.0	0.0	42.0	3.0	3.0	2.3	0.0	0.0	0.0	50.3	55.0	17.0	1.5	0.0	2.0	0.8	76.3	
1430 - 1445	0.0	0.0	0.0	0.0	0.0	0.0	0.0	0.0	41.0	4.0	1.5	6.9	0.0	0.4	0.2	54.0	57.0	14.0	0.0	0.0	4.0	0.0	75.0	
1445 - 1500	0.0	0.0	0.0	0.0	0.0	0.0	0.0	0.0	67.0	4.0	3.0	2.3	0.0	0.0	0.0	76.3	65.0	8.0	3.0	0.0	0.0	1.2	77.2	
1500 - 1515	0.0	0.0	0.0	0.0	0.0	0.0	0.0	0.0	41.0	9.0	1.5	0.0	0.0	0.0	0.0	51.5	54.0	13.0	0.0	2.3	4.0	0.0	73.3	
1515 - 1530	0.0	0.0	0.0	0.0	0.0	0.0	0.0	0.0	41.0	6.0	3.0	11.5	0.0	0.0	0.0	61.5	61.0	9.0	3.0	0.0	0.0	0.0	73.0	
1530 - 1545	0.0	0.0	0.0	0.0	0.0	0.0	0.0	0.0	66.0	8.0	4.5	0.0	0.0	0.0	0.0	78.5	79.0	2.0	1.5	0.0	4.0	0.0	86.5	
1545 - 1600	0.0	0.0	0.0	0.0	0.0	0.0	0.0	0.0	70.0	7.0	4.5	2.3	0.0	0.4	0.0	84.2	79.0	5.0	3.0	0.0	0.0	0.4	87.4	
1600 - 1615	0.0	0.0	0.0	0.0	0.0	0.0	0.0	0.0	64.0	16.0	3.0	2.3	2.0	0.4	0.0	87.7	63.0	10.0	0.0	0.0	6.0	0.0	79.0	
1615 - 1630	0.0	0.0	0.0	0.0	0.0	0.0	0.0	0.0	74.0	9.0	3.0	0.0	0.0	0.0	0.0	86.0	68.0	18.0	3.0	0.0	2.0	0.0	91.2	
1630 - 1645	0.0	0.0	0.0	0.0	0.0	0.0	0.0	0.0	73.0	15.0	1.5	4.6	0.0	0.0	0.0	94.1	61.0	16.0	1.5	0.0	0.0	0.0	78.5	
1645 - 1700	0.0	0.0	0.0	0.0	0.0	0.0	0.0	0.0	68.0	11.0	3.0	4.6	0.0	0.4	0.0	87.0	67.0	17.0	0.0	0.0	4.0	0.0	88.2	
1700 - 1715	0.0	0.0	0.0	0.0	0.0	0.0	0.0	0.0	47.0	12.0	0.0	2.3	0.0	0.0	0.0	61.3	67.0	8.0	1.5	2.3	4.0	0.0	82.8	
1715 - 1730	0.0	0.0	0.0	0.0	0.0	0.0	0.0	0.0	49.0	7.0	4.5	0.0	0.0	0.0	0.0	60.5	53.0	12.0	0.0	0.0	0.0	0.4	65.4	
1730 - 1745	0.0	0.0	0.0	0.0	0.0	0.0	0.0	0.0	63.0	6.0	6.0	9.2	2.0	0.4	0.0	86.6	58.0	14.0	0.0	0.0	2.0	0.0	74.0	
1745 - 1800	0.0	0.0	0.0	0.0	0.0	0.0	0.0	0.0	63.0	5.0	0.0	2.3	0.0	0.0	0.0	70.3	77.0	7.0	1.5	0.0	4.0	0.0	89.5	
1800 - 1815	0.0	0.0	0.0	0.0	0.0	0.0	0.0	0.0	45.0	12.0	1.5	4.6	0.0	0.0	0.0	63.1	48.0	10.0	0.0	2.3	2.0	0.8	63.1	
1815 - 1830	0.0	0.0	0.0	0.0	0.0	0.0	0.0	0.0	43.0	4.0	0.0	0.0	0.0	0.0	0.0	47.0	55.0	5.0	0.0	0.0	2.0	0.4	62.4	
1830 - 1845	0.0	0.0	0.0	0.0	0.0	0.0	0.0	0.0	38.0	2.0	0.0	0.0	0.0	0.0	0.0	40.0	40.0	2.0	0.0	0.0	4.0	0.4	46.4	
1845 - 1900	0.0	0.0	0.0	0.0	0.0	0.0	0.0	0.0	31.0	5.0	0.0	2.3	0.0	0.0	0.0	38.3	29.0	9.0	0.0	0.0	0.0	0.4	38.4	
1900 - 1915	0.0	0.0	0.0	0.0	0.0	0.0	0.0	0.0	28.0	7.0	0.0	2.3	0.0	0.0	0.0	37.3	32.0	1.0	0.0	0.0	2.0	2.0	37.0	
1915 - 1930	0.0	0.0	0.0	0.0	0.0	0.0	0.0	0.0	21.0	3.0	0.0	2.3	0.0	0.0	0.0	26.3	37.0	4.0	0.0	0.0	0.0	0.4	41.4	
1930 - 1945	0.0	0.0	0.0	0.0	0.0	0.0	0.0	0.0	13.0	3.0	0.0	0.0	0.0	0.0	0.0	16.0	21.0	3.0	0.0	0.0	2.0	0.4	26.4	
1945 - 2000	0.0	0.0	0.0	0.0	0.0	0.0	0.0	0.0	26.0	5.0	0.0	0.0	0.0	0.0	0.0	31.0	37.0	0.0	0.0	0.0	1.2	0.0	38.2	
0600 - 0700	0.0	0.0	0.0	0.0	0.0	0.0	0.0	0.0	48.0	8.0	4.5	13.8	0.0	0.0	0.0	74.3	46.0	13.0	4.5	0.0	6.0	1.2	70.9	
0615 - 0715	0.0	0.0	0.0	0.0	0.0	0.0	0.0	0.0	66.0	8.0	4.5	11.5	2.0	0.0	0.0	92.0	65.0	14.0	6.0					

Advanced Transp
Barnstable Stre
PCU Values

Times	B to A								Total	B to B								Total	B to C								Total
	Cars	LGV	OGM	OG2	PSV	MB	Cyc			Cars	LGV	OGM	OG2	PSV	MB	Cyc			Cars	LGV	OGM	OG2	PSV	MB	Cyc		
0600 - 0615	15.0	3.0	0.0	6.9	0.0	0.0	0.0	24.9	0.0	0.0	0.0	0.0	0.0	0.0	0.0	0.0	2.0	1.0	0.0	0.0	0.0	0.0	0.0	0.0	3.0		
0615 - 0630	14.0	1.0	0.0	2.3	0.0	0.4	0.0	17.7	0.0	0.0	0.0	0.0	0.0	0.0	0.0	0.0	4.0	1.0	0.0	0.0	0.0	0.0	0.0	0.0	5.0		
0630 - 0645	18.0	7.0	0.0	2.3	0.0	0.0	0.0	27.3	0.0	0.0	0.0	0.0	0.0	0.0	0.0	0.0	6.0	3.0	0.0	0.0	0.0	0.0	0.0	0.2	9.2		
0645 - 0700	25.0	8.0	3.0	2.3	0.0	0.0	0.0	38.3	0.0	0.0	0.0	0.0	0.0	0.0	0.0	0.0	12.0	2.0	0.0	0.0	0.0	0.0	0.0	0.0	14.0		
0700 - 0715	36.0	5.0	9.0	2.3	0.0	0.0	0.0	52.3	0.0	0.0	0.0	0.0	0.0	0.0	0.0	0.0	6.0	1.0	0.0	0.0	0.0	0.0	0.0	0.0	7.0		
0715 - 0730	43.0	12.0	3.0	4.6	2.0	0.0	0.0	64.6	0.0	0.0	0.0	0.0	0.0	0.0	0.0	0.0	17.0	3.0	0.0	0.0	0.0	0.0	0.0	0.0	20.0		
0730 - 0745	41.0	15.0	4.5	4.6	2.0	0.0	0.0	67.1	0.0	0.0	0.0	0.0	0.0	0.0	0.0	0.0	19.0	6.0	0.0	0.0	0.0	0.0	0.0	0.0	25.0		
0745 - 0800	35.0	10.0	7.5	9.2	0.0	0.0	0.0	61.7	0.0	0.0	0.0	0.0	0.0	0.0	0.0	0.0	36.0	1.0	1.5	0.0	0.0	0.0	0.0	0.0	38.5		
0800 - 0815	43.0	8.0	4.5	2.3	0.0	0.0	0.0	57.8	0.0	0.0	0.0	0.0	0.0	0.0	0.0	0.0	35.0	1.0	1.5	0.0	0.0	0.0	0.0	0.0	37.5		
0815 - 0830	45.0	15.0	13.5	6.9	2.0	0.0	0.0	82.4	0.0	0.0	0.0	0.0	0.0	0.0	0.0	0.0	49.0	5.0	1.5	0.0	0.0	0.0	0.0	0.0	55.5		
0830 - 0845	52.0	4.0	7.5	11.5	0.0	0.0	0.0	75.0	0.0	0.0	0.0	0.0	0.0	0.0	0.0	0.0	21.0	1.0	1.5	0.0	0.0	0.0	0.0	0.0	23.5		
0845 - 0900	60.0	7.0	1.5	0.0	0.0	0.0	0.0	68.5	0.0	0.0	0.0	0.0	0.0	0.0	0.0	0.0	38.0	9.0	1.5	0.0	2.0	0.0	0.0	0.0	50.5		
0900 - 0915	42.0	6.0	1.5	2.3	0.0	0.0	0.0	51.8	0.0	0.0	0.0	0.0	0.0	0.0	0.0	0.0	34.0	6.0	4.5	0.0	0.0	0.8	0.0	0.0	45.3		
0915 - 0930	34.0	3.0	7.5	2.3	0.0	0.0	0.0	46.8	0.0	0.0	0.0	0.0	0.0	0.0	0.0	0.0	15.0	3.0	1.5	0.0	0.0	0.0	0.0	0.0	19.5		
0930 - 0945	40.0	8.0	4.5	2.3	0.0	0.0	0.0	54.8	0.0	0.0	0.0	0.0	0.0	0.0	0.0	0.0	17.0	3.0	1.5	0.0	0.0	0.0	0.0	0.0	21.5		
0945 - 1000	25.0	8.0	9.0	9.2	0.0	0.0	0.0	51.2	0.0	0.0	0.0	0.0	0.0	0.0	0.0	0.0	28.0	7.0	0.0	0.0	2.0	0.0	0.0	0.0	37.0		
1000 - 1015	31.0	6.0	3.0	2.3	0.0	0.0	0.0	42.3	0.0	0.0	0.0	0.0	0.0	0.0	0.0	0.0	24.0	4.0	0.0	0.0	0.0	0.0	0.2	0.0	28.2		
1015 - 1030	33.0	8.0	3.0	6.9	0.0	0.0	0.0	50.9	0.0	0.0	0.0	0.0	0.0	0.0	0.0	0.0	22.0	6.0	0.0	0.0	0.0	0.0	0.0	0.0	28.0		
1030 - 1045	33.0	15.0	1.5	4.6	0.0	0.0	0.0	54.1	0.0	0.0	0.0	0.0	0.0	0.0	0.0	0.0	22.0	0.0	0.0	0.0	0.0	0.0	0.0	0.2	22.2		
1045 - 1100	34.0	6.0	6.0	4.6	0.0	0.8	0.0	51.4	0.0	0.0	0.0	0.0	0.0	0.0	0.0	0.0	25.0	2.0	1.5	0.0	2.0	0.0	0.0	0.0	30.5		
1100 - 1115	33.0	8.0	7.5	0.0	0.0	0.0	0.0	48.5	0.0	0.0	0.0	0.0	0.0	0.0	0.0	0.0	25.0	4.0	0.0	0.0	0.0	0.0	0.0	0.0	29.0		
1115 - 1130	45.0	8.0	3.0	2.3	0.0	0.4	0.0	58.7	0.0	0.0	0.0	0.0	0.0	0.0	0.0	0.0	25.0	3.0	0.0	0.0	0.0	0.0	0.0	0.0	28.0		
1130 - 1145	43.0	10.0	3.0	4.6	0.0	0.0	0.0	60.6	0.0	0.0	0.0	0.0	0.0	0.0	0.0	0.0	24.0	8.0	3.0	0.0	0.0	0.0	0.0	0.0	35.0		
1145 - 1200	27.0	4.0	4.5	4.6	0.0	0.0	0.0	40.1	0.0	0.0	0.0	0.0	0.0	0.0	0.0	0.0	23.0	3.0	4.5	0.0	0.0	0.0	0.0	0.0	30.5		
1200 - 1215	28.0	5.0	6.0	0.0	0.0	0.0	0.0	39.0	0.0	0.0	0.0	0.0	0.0	0.0	0.0	0.0	31.0	2.0	0.0	0.0	0.0	0.0	0.0	0.0	33.0		
1215 - 1230	32.0	6.0	1.5	13.8	0.0	0.0	0.0	53.3	0.0	0.0	0.0	0.0	0.0	0.0	0.0	0.0	21.0	2.0	0.0	0.0	0.0	0.0	0.0	0.0	23.0		
1230 - 1245	51.0	2.0	3.0	2.3	0.0	0.0	0.0	58.3	0.0	0.0	0.0	0.0	0.0	0.0	0.0	0.0	19.0	2.0	0.0	0.0	0.0	0.0	0.0	0.0	21.0		
1245 - 1300	40.0	5.0	4.5	6.9	0.0	0.0	0.0	56.4	0.0	0.0	0.0	0.0	0.0	0.0	0.0	0.0	23.0	5.0	1.5	0.0	0.0	0.0	0.0	0.0	29.5		
1300 - 1315	32.0	2.0	1.5	0.0	0.0	0.0	0.0	35.5	0.0	0.0	0.0	0.0	0.0	0.0	0.0	0.0	23.0	4.0	1.5	0.0	2.0	0.0	0.0	0.0	30.5		
1315 - 1330	35.0	5.0	6.0	0.0	0.0	0.0	0.0	46.0	0.0	0.0	0.0	0.0	0.0	0.0	0.0	0.0	22.0	2.0	0.0	0.0	0.0	0.4	0.0	0.0	24.4		
1330 - 1345	37.0	4.0	4.5	2.3	0.0	0.0	0.0	47.8	0.0	0.0	0.0	0.0	0.0	0.0	0.0	0.0	24.0	4.0	4.5	0.0	0.0	0.0	0.0	0.0	32.5		
1345 - 1400	38.0	3.0	4.5	2.3	0.0	0.4	0.0	48.2	0.0	0.0	0.0	0.0	0.0	0.0	0.0	0.0	17.0	4.0	0.0	0.0	0.0	0.0	0.0	0.0	21.0		
1400 - 1415	29.0	4.0	1.5	9.2	0.0	0.0	0.0	43.7	0.0	0.0	0.0	0.0	0.0	0.0	0.0	0.0	21.0	6.0	1.5	0.0	2.0	0.0	0.0	0.0	30.5		
1415 - 1430	33.0	5.0	3.0	2.3	0.0	0.0	0.0	43.3	0.0	0.0	0.0	0.0	0.0	0.0	0.0	0.0	31.0	4.0	1.5	0.0	0.0	0.0	0.0	0.0	36.5		
1430 - 1445	42.0	7.0	1.5	4.6	0.0	0.0	0.0	55.1	0.0	0.0	0.0	0.0	0.0	0.0	0.0	0.0	24.0	3.0	1.5	0.0	0.0	0.0	0.0	0.0	28.5		
1445 - 1500	26.0	7.0	0.0	2.3	0.0	0.0	0.0	35.3	0.0	0.0	0.0	0.0	0.0	0.0	0.0	0.0	27.0	2.0	1.5	2.3	2.0	0.4	0.0	0.0	35.2		
1500 - 1515	45.0	5.0	3.0	4.6	0.0	0.0	0.0	57.6	0.0	0.0	0.0	0.0	0.0	0.0	0.0	0.0	39.0	3.0	0.0	0.0	0.0	0.4	0.0	0.0	42.4		
1515 - 1530	33.0	7.0	1.5	0.0	0.0	0.0	0.0	41.5	0.0	0.0	0.0	0.0	0.0	0.0	0.0	0.0	28.0	0.0	1.5	0.0	0.0	0.0	0.0	0.0	29.5		
1530 - 1545	39.0	6.0	4.5	0.0	0.0	0.0	0.0	49.5	0.0	0.0	0.0	0.0	0.0	0.0	0.0	0.0	30.0	6.0	0.0	0.0	0.0	0.0	0.0	0.0	36.0		
1545 - 1600	54.0	5.0	0.0	2.3	2.0	0.0	0.0	63.3	0.0	0.0	0.0	0.0	0.0	0.0	0.0	0.0	29.0	3.0	1.5	0.0	0.0	0.0	0.0	0.0	33.5		
1600 - 1615	45.0	9.0	1.5	6.9	0.0	0.8	0.0	63.2	0.0	0.0	0.0	0.0	0.0	0.0	0.0	0.0	28.0	0.0	0.0	0.0	2.0	0.4	0.0	0.0	30.4		
1615 - 1630	49.0	5.0	3.0	0.0	0.0	0.0	0.0	57.0	0.0	0.0	0.0	0.0	0.0	0.0	0.0	0.0	24.0	6.0	0.0	0.0	0.0	0.0	0.0	0.0	30.0		
1630 - 1645	54.0	9.0	3.0	0.0	2.0	0.0	0.0	68.0	0.0	0.0	0.0	0.0	0.0	0.0	0.0	0.0	23.0	5.0	0.0	0.0	2.0	0.4	0.0	0.0	30.4		
1645 - 1700	53.0	9.0	1.5	4.6	0.0	0.0	0.0	68.1	0.0	0.0	0.0	0.0	0.0	0.0	0.0	0.0	26.0	3.0	0.0	0.0	0.0	0.0	0.0	0.0	29.0		
1700 - 1715	50.0	13.0	3.0	0.0	0.0	0.4	0.0	66.4	0.0	0.0	0.0	0.0	0.0	0.0	0.0	0.0	26.0	4.0	3.0	0.0	2.0	0.4	0.0	0.0	35.4		
1715 - 1730	41.0	8.0	1.5	4.6	0.0	0.0	0.0	55.1	0.0	0.0	0.0	0.0	0.0	0.0	0.0	0.0	36.0	1.0	0.0	0.0	0.0	0.0	0.0	0.0	37.0		
1730 - 1745	48.0	2.0	0.0	0.0	0.0	0.0	0.0	50.0	0.0	0.0	0.0	0.0	0.0	0.0	0.0	0.0	31.0	4.0	0.0	0.0	0.0	0.0	0.0	0.0	35.0		
1745 - 1800	41.0	5.0	0.0	2.3	0.0	0.0	0.0	48.3	0.0	0.0	0.0	0.0	0.0	0.0	0.0	0.0	38.0	1.0	0.0	0.0	2.0	0.0	0.2	0.0	41.2		
1800 - 1815	34.0	2.0	0.0	0.0	0.0	0.0	0.0	36.0	0.0	0.0	0.0	0.0	0.0	0.0	0.0	0.0	25.0	5.0	0.0	0.0	0.0	0.0	0.2	0.0	30.2		
1815 - 1830	34.0	4.0	0.0	6.9	0.0	0.4	0.0	45.3	0.0	0.0	0.0	0.0	0.0	0.0	0.0	0.0	22.0	6.0	0.0	0.0	0.0	0.0	0.0	0.0	28.0		
1830 - 1845	34.0	5.0	0.0	6.9	0.0	0.0	0.0	45.9	0.0	0.0	0.0	0.0	0.0	0.0	0.0	0.0	14.0	5.0	0.0	0.0	0.0	0.0	0.0	0.0	19.0		
1845 - 1900	35.0	1.0	0.0	0.0	0.0	0.0	0.0	36.0	0.0	0.0	0.0	0.0	0.0	0.0	0.0	0.0	25.0	1.0	0.0	0.0	0.0	0.0	0.0	0.0	26.0		
1900 - 1915	22.0	0.0	1.5	0.0	0.0	0.0	0.0	23.5	0.0	0.0	0.0	0.0	0.0	0.0	0.0	0.0	20.0	2.0	0.0	0.0	0.0	0.0	0.0	0.0	22.0		
1915 - 1930	10.0	1.0	1.5	0.0	0.0	0.0	0.0	12.5	0.0	0.0	0.0	0.0	0.0	0.0	0.0	0.0	18.										



ADVANCED
TRANSPORT
RESEARCH

Job Number & Name: 40187 Bideford, Devon

Site Number/Name: Barnstaple Street/Manteo Way

Client: RPS

Date: 09/07/2024

Weather: Early showers then cloudy and dry

Advanced Transport Research

Barnstaple Street/Manteo Way

Job Number & Name: 40187 Bideford, Devon

Date: Tuesday 09 Jul 2024

Job Type:

Queue Lengths

Co-ordinates:

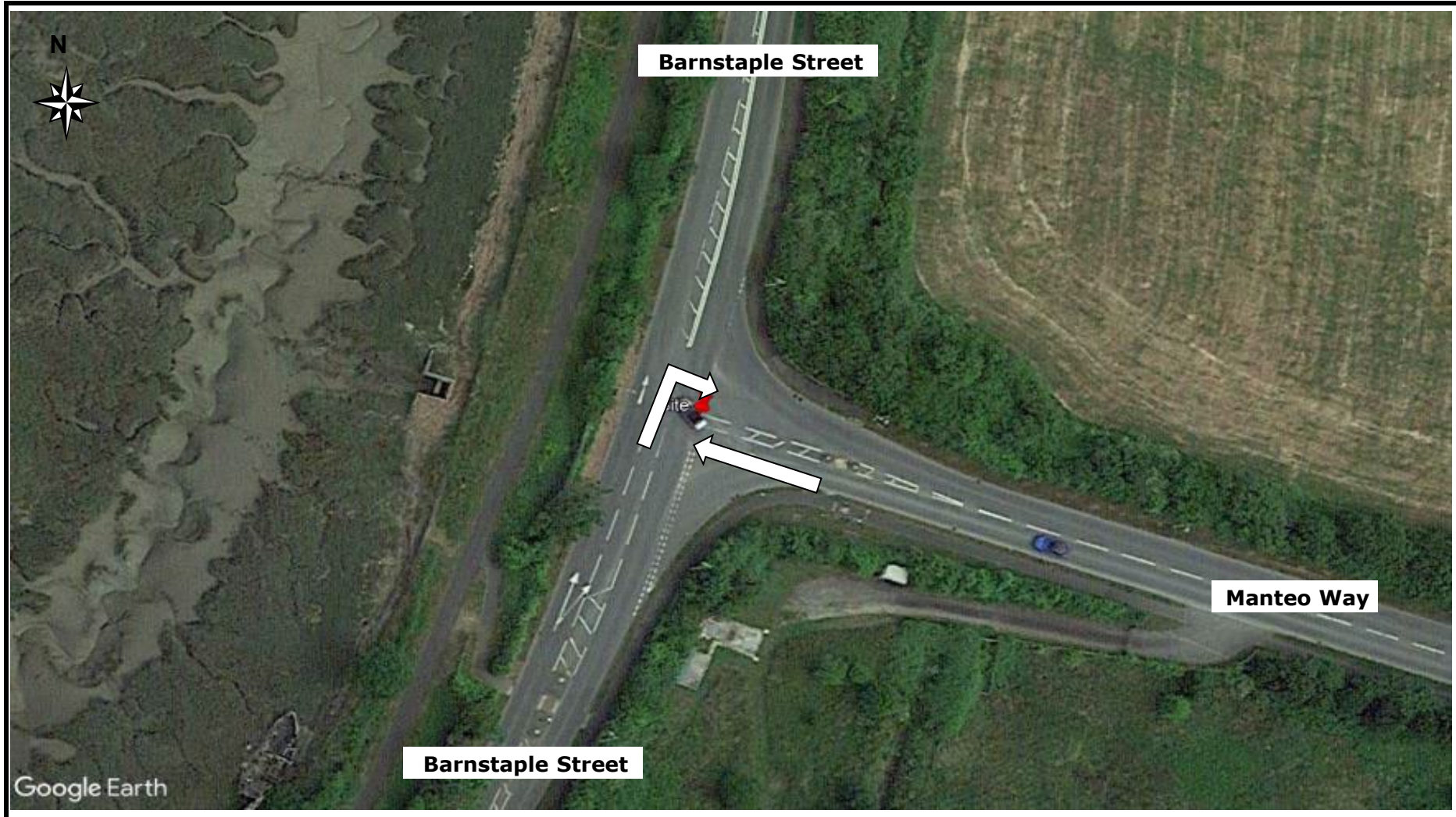
51.022122°N, 4.196977°W

Postcode:

EX39 4AQ

Times:

0600-2000



Times	Manteo Way		Barnstaple Street Right-Turn	
	Lane 1	Lane 2	Lane 1	
06:00 - 06:05	0	1	0	
06:05 - 06:10	0	1	0	
06:10 - 06:15	0	1	0	
06:15 - 06:20	0	2	0	
06:20 - 06:25	0	1	0	
06:25 - 06:30	1	1	0	
06:30 - 06:35	0	2	2	
06:35 - 06:40	0	1	0	
06:40 - 06:45	0	1	0	
06:45 - 06:50	0	2	0	
06:50 - 06:55	1	5	3	
06:55 - 07:00	0	3	0	
07:00 - 07:05	0	3	0	
07:05 - 07:10	0	5	0	
07:10 - 07:15	0	9	0	
07:15 - 07:20	0	9	1	
07:20 - 07:25	0	4	1	
07:25 - 07:30	0	6	1	
07:30 - 07:35	1	9	2	
07:35 - 07:40	1	7	1	
07:40 - 07:45	1	12	1	
07:45 - 07:50	1	15	3	
07:50 - 07:55	2	17	2	
07:55 - 08:00	2	18	1	
08:00 - 08:05	1	5	2	
08:05 - 08:10	2	10	0	
08:10 - 08:15	2	19	4	
08:15 - 08:20	2	17	1	
08:20 - 08:25	1	20+	1	
08:25 - 08:30	1	11	1	
08:30 - 08:35	2	18+	2	
08:35 - 08:40	1	18+	0	
08:40 - 08:45	0	19	1	
08:45 - 08:50	2	21+	1	
08:50 - 08:55	1	19	2	
08:55 - 09:00	1	8	1	
09:00 - 09:05	2	8	1	

Count in Vehicles

Lane 1 = Nearest Kerb

Times	Manteo Way		Barnstaple Street Right-Turn	
	Lane 1	Lane 2	Lane 1	
09:05 - 09:10	2	6	1	
09:10 - 09:15	2	14	1	
09:15 - 09:20	1	7	1	
09:20 - 09:25	1	3	1	
09:25 - 09:30	1	5	0	
09:30 - 09:35	0	5	3	
09:35 - 09:40	1	6	0	
09:40 - 09:45	1	3	2	
09:45 - 09:50	1	4	1	
09:50 - 09:55	1	6	2	
09:55 - 10:00	1	5	0	
10:00 - 10:05	1	1	0	
10:05 - 10:10	1	2	1	
10:10 - 10:15	2	11	4	
10:15 - 10:20	1	5	1	
10:20 - 10:25	1	5	0	
10:25 - 10:30	1	8	3	
10:30 - 10:35	2	4	1	
10:35 - 10:40	1	6	1	
10:40 - 10:45	1	12	1	
10:45 - 10:50	2	6	1	
10:50 - 10:55	1	7	3	
10:55 - 11:00	0	3	1	
11:00 - 11:05	1	3	0	
11:05 - 11:10	1	3	2	
11:10 - 11:15	1	9	2	
11:15 - 11:20	2	9	0	
11:20 - 11:25	2	2	0	
11:25 - 11:30	1	4	1	
11:30 - 11:35	1	9	3	
11:35 - 11:40	1	10	1	
11:40 - 11:45	2	11	3	
11:45 - 11:50	1	5	0	
11:50 - 11:55	1	2	1	
11:55 - 12:00	1	5	1	
12:00 - 12:05	2	7	2	
12:05 - 12:10	1	4	2	
12:10 - 12:15	1	2	2	

Times	Manteo Way		Barnstaple Street Right-Turn	
	Lane 1	Lane 2	Lane 1	
12:15 - 12:20	0	6	1	
12:20 - 12:25	0	10	0	
12:25 - 12:30	2	4	2	
12:30 - 12:35	2	9	1	
12:35 - 12:40	2	7	2	
12:40 - 12:45	1	2	1	
12:45 - 12:50	1	12	1	
12:50 - 12:55	2	7	1	
12:55 - 13:00	1	6	1	
13:00 - 13:05	1	6	1	
13:05 - 13:10	1	5	4	
13:10 - 13:15	1	8	1	
13:15 - 13:20	1	6	1	
13:20 - 13:25	1	6	0	
13:25 - 13:30	1	5	3	
13:30 - 13:35	2	4	1	
13:35 - 13:40	1	6	1	
13:40 - 13:45	2	6	0	
13:45 - 13:50	0	4	1	
13:50 - 13:55	1	4	1	
13:55 - 14:00	2	3	2	
14:00 - 14:05	1	6	0	
14:05 - 14:10	1	2	1	
14:10 - 14:15	1	6	1	
14:15 - 14:20	2	3	3	
14:20 - 14:25	2	8	1	
14:25 - 14:30	2	10	4	
14:30 - 14:35	2	11	1	
14:35 - 14:40	1	12	1	
14:40 - 14:45	2	7	1	
14:45 - 14:50	2	6	1	
14:50 - 14:55	2	4	1	
14:55 - 15:00	1	6	4	
15:00 - 15:05	2	7	3	
15:05 - 15:10	2	5	2	
15:10 - 15:15	2	6	1	
15:15 - 15:20	1	6	0	
15:20 - 15:25	1	8	1	

Times	Manteo Way		Barnstaple Street Right-Turn	
	Lane 1	Lane 2	Lane 1	
15:25 - 15:30	2	5	3	
15:30 - 15:35	1	5	3	
15:35 - 15:40	1	10	4	
15:40 - 15:45	2	12	2	
15:45 - 15:50	2	18+	3	
15:50 - 15:55	1	19+	3	
15:55 - 16:00	0	21+	4	
16:00 - 16:05	2	14	2	
16:05 - 16:10	1	15	2	
16:10 - 16:15	1	13	3	
16:15 - 16:20	2	17	4	
16:20 - 16:25	1	16	1	
16:25 - 16:30	2	18	3	
16:30 - 16:35	1	20+	1	
16:35 - 16:40	1	21+	2	
16:40 - 16:45	2	20+	1	
16:45 - 16:50	1	21+	3	
16:50 - 16:55	1	21+	1	
16:55 - 17:00	2	21+	1	
17:00 - 17:05	2	16	1	
17:05 - 17:10	2	17	1	
17:10 - 17:15	0	21+	2	
17:15 - 17:20	1	20+	1	
17:20 - 17:25	2	5	3	
17:25 - 17:30	1	9	1	
17:30 - 17:35	1	3	3	
17:35 - 17:40	1	8	2	
17:40 - 17:45	2	5	1	
17:45 - 17:50	1	10	2	
17:50 - 17:55	2	6	3	
17:55 - 18:00	1	4	3	

Annex E: 2019 Department for Transport Survey Data

Manual count points

Site number: 18513

Site details

Region	South West
Local authority	Devon
Road name	A39
Road classification	'A' road
Managed by	Local authority
Road type	Major
Start junction	Clovelly Road roundabout
End junction	A386
Link length	3.80km (2.36 miles)
Easting, northing	244565, 127940
Latitude, longitude	51.02975100, -4.21797660

Location



Annual Average daily flow

Year	Count method	Pedal cycles	Two wheeled motor vehicles	Cars and taxis	Buses and coaches	Light goods vehicles	Heavy goods vehicles	All motor vehicles
2019	Estimated using previous year's AADF on this link	5	120	12872	39	1979	472	15483
2018	Estimated using previous year's AADF on this link	4	112	12844	40	1985	469	15450
2017	Manual count	4	114	12905	42	1896	459	15417

Annex F: 2023 Department for Transport Survey Data

Manual count points

Site number: 38615

Site details

Region	South West
Local authority	Devon
Road name	A386
Road classification	'A' road
Managed by	Local authority
Road type	Major
Start junction	A39(T)
End junction	Ferry
Link length	3.50km (2.17 miles)
Easting, northing	245786, 130010
Latitude, longitude	51.04868000, -4.20146000

Location



Annual Average daily flow

Year	Count method	Pedal cycles	Two wheeled motor vehicles	Cars and taxis	Buses and coaches	Light goods vehicles	Heavy goods vehicles	All motor vehicles
2023	Estimated using previous year's AADF on this link	30	18	3721	43	606	20	4408
2022	Estimated using previous year's AADF on this link	31	18	3652	43	596	20	4329
2021	Manual count	35	16	3420	40	549	19	4045

Manual count points

Site number: 48681

Site details

Region	South West
Local authority	Devon
Road name	A39
Road classification	'A' road
Managed by	Local authority
Road type	Major
Start junction	A386
End junction	B3232
Link length	9.10km (5.65 miles)
Easting, northing	250446, 129128
Latitude, longitude	51.04198800, -4.13466410

Location



Annual Average daily flow

Year	Count method	Pedal cycles	Two wheeled motor vehicles	Cars and taxis	Buses and coaches	Light goods vehicles	Heavy goods vehicles	All motor vehicles
2023	Estimated using previous year's AADF on this link	0	232	15357	45	3465	654	19753
2022	Estimated using previous year's AADF on this link	0	250	14966	45	3398	670	19349
2021	Estimated using previous year's AADF on this link	0	225	13962	42	3050	651	17931
2020	Estimated using previous year's AADF on this link	0	218	12768	38	2664	606	16291
2019	Estimated using previous year's AADF on this link	0	293	17484	56	3112	678	21622
2018	Estimated using previous year's AADF on this link	0	272	17446	57	3122	673	21570
2017	Manual count	0	279	17529	60	2982	660	21510

Manual count points

Site number: 58217

Site details

Region	South West
Local authority	Devon
Road name	A39
Road classification	'A' road
Managed by	Local authority
Road type	Major
Start junction	A388
End junction	A388
Link length	1.40km (0.87 miles)
Easting, northing	245010, 127921
Latitude, longitude	51.02970100, -4.21162760

Location



Annual Average daily flow

Year	Count method	Pedal cycles	Two wheeled motor vehicles	Cars and taxis	Buses and coaches	Light goods vehicles	Heavy goods vehicles	All motor vehicles
2023	Estimated using previous year's AADF on this link	27	108	18597	80	3559	714	23059
2022	Manual count	28	117	18148	81	3490	734	22570
2021	Estimated using previous year's AADF on this link	20	147	15478	64	3174	758	19620
2020	Estimated using previous year's AADF on this link	27	142	14153	54	2772	704	17825
2019	Estimated using previous year's AADF on this link	21	191	19382	84	3238	789	23684
2018	Estimated using previous year's AADF on this link	18	178	19339	85	3249	786	23636
2017	Manual count	18	182	19432	90	3102	771	23576

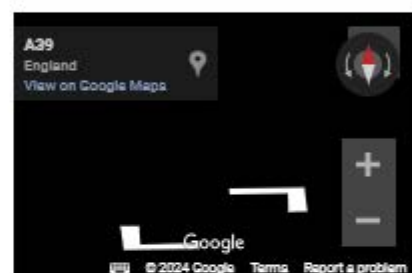
Manual count points

Site number: 92273

Site details

Region	South West
Local authority	Devon
Road name	A39
Road classification	'A' road
Managed by	Local authority
Road type	Major
Start junction	lat: 50.9312 long: -4.4715
End junction	lat: 51.0299 long: -4.2129
Link length	25.20km (15.66 miles)
Easting, northing	240149, 124049
Latitude, longitude	50.99357800, -4.27918360

Location



Annual Average daily flow

Year	Count method	Pedal cycles	Two wheeled motor vehicles	Cars and taxis	Buses and coaches	Light goods vehicles	Heavy goods vehicles	All motor vehicles
2023	Automatic counter	10	74	5861	27	1058	200	7220
2022	Manual count	11	100	7127	33	1293	257	8810
2021	Automatic counter	26	32	5240	26	1279	346	6922
2020	Estimated using previous year's AADF on this link	35	27	4259	20	993	286	5585

Manual count points

Site number: 99836

Site details

Region	South West
Local authority	Devon
Road name	A39
Road classification	'A' road
Managed by	Local authority
Road type	Major
Start junction	A39
End junction	A361
Link length	2.50km (1.55 miles)
Easting, northing	254536, 131262
Latitude, longitude	51.06221500, -4.07722270

Location



Annual Average daily flow

Year	Count method	Pedal cycles	Two wheeled motor vehicles	Cars and taxis	Buses and coaches	Light goods vehicles	Heavy goods vehicles	All motor vehicles
2023	Estimated using previous year's AADF on this link	3	160	24462	48	5602	891	31164
2022	Estimated using previous year's AADF on this link	3	172	23871	48	5494	914	30500
2021	Manual count	3	156	22241	45	4932	888	28262
2020	Estimated using previous year's AADF on this link	3	206	18569	40	4433	830	24078
2019	Manual count	3	277	25428	62	5180	927	31874

Annex G: Devon County Council Survey Data

Monthly Summary Report_REALTIME 00000004133 January to December 2022

Site Name 4133
 Site ID 00000004133
 Grid 245025127922



Description A39....Bideford Bypass, east of Heywood Road RAB

Lanes Each Lane
 Exclude data: None

All directions																
Date	←← Workday				→→ 7 Day				←← Workday				→→ 7 Day			
	12Hr	16Hr	18Hr	24Hr	12Hr	16Hr	18Hr	24Hr	am Peak Hour	am Peak Flow	pm Peak Hour	pm Peak Flow	am Peak Hour	am Peak Flow	pm Peak Hour	pm Peak Flow
Jan 2022	17124	18887	19181	19540	15845	17413	17702	18049	08:00:00	1573	16:00:00	1750	11:00:00	1395	16:00:00	1583
Feb 2022	17488	19359	19688	20046	16182	17865	18189	18543	08:00:00	1645	16:00:00	1821	11:00:00	1360	16:00:00	1637
Mar 2022	18370	20384	20708	21061	17278	19110	19439	19790	08:00:00	1733	16:00:00	1878	11:00:00	1472	16:00:00	1727
Apr 2022	19243	21480	21867	22238	18052	20132	20522	20901	10:00:00	1643	16:00:00	1922	11:00:00	1634	16:00:00	1785
May 2022	19642	22027	22437	22837	18508	20703	21120	21530	08:00:00	1709	16:00:00	1952	11:00:00	1617	16:00:00	1819
Jun 2022	19604	22288	22781	23206	18465	20899	21384	21816	08:00:00	1662	16:00:00	1959	11:00:00	1640	16:00:00	1810
Jul 2022	20160	22912	23424	23858	18915	21470	21981	22420	10:00:00	1674	16:00:00	1998	11:00:00	1691	16:00:00	1843
Aug 2022	20857	23634	24110	24540	19722	22367	22851	23296	10:00:00	1840	16:00:00	2086	11:00:00	1830	16:00:00	1952
Sep 2022	0	0	0	0	0	0	0	0	00:00:00	0	12:00:00	0	00:00:00	0	12:00:00	0
Oct 2022	19300	21407	21782	22163	18003	19904	20268	20651	11:00:00	1631	16:00:00	1964	11:00:00	1621	16:00:00	1802
Nov 2022	18532	20554	20891	21264	17182	18998	19338	19705	08:00:00	1753	16:00:00	1881	11:00:00	1467	16:00:00	1706
Dec 2022	16815	18598	18973	19310	15308	16908	17265	17605	11:00:00	1517	16:00:00	1633	11:00:00	1473	12:00:00	1522

EASTBOUND																
Date	←← Workday				→→ 7 Day				←← Workday				→→ 7 Day			
	12Hr	16Hr	18Hr	24Hr	12Hr	16Hr	18Hr	24Hr	am Peak Hour	am Peak Flow	pm Peak Hour	pm Peak Flow	am Peak Hour	am Peak Flow	pm Peak Hour	pm Peak Flow
Jan 2022	8547	9436	9546	9766	7959	8743	8856	9059	07:00:00	886	16:00:00	769	11:00:00	730	15:00:00	735
Feb 2022	8756	9704	9828	10051	8115	8959	9087	9296	07:00:00	932	16:00:00	809	08:00:00	744	16:00:00	737
Mar 2022	9168	10204	10328	10543	8667	9597	9727	9930	07:00:00	968	16:00:00	835	08:00:00	790	16:00:00	794
Apr 2022	9660	10783	10933	11153	9078	10119	10277	10491	10:00:00	888	16:00:00	892	10:00:00	867	16:00:00	845
May 2022	9898	11100	11257	11495	9321	10425	10588	10820	07:00:00	957	16:00:00	899	10:00:00	849	16:00:00	860
Jun 2022	9848	11208	11408	11658	9352	10577	10779	11022	07:00:00	923	16:00:00	912	10:00:00	869	16:00:00	853
Jul 2022	10093	11520	11728	11984	9479	10807	11022	11267	07:00:00	920	16:00:00	932	10:00:00	882	16:00:00	873
Aug 2022	10443	11881	12079	12327	9882	11265	11474	11721	10:00:00	951	16:00:00	1033	10:00:00	939	16:00:00	972
Sep 2022	0	0	0	0	0	0	0	0	00:00:00	0	12:00:00	0	00:00:00	0	12:00:00	0
Oct 2022	9728	10757	10896	11126	9097	10018	10157	10376	07:00:00	896	16:00:00	919	10:00:00	855	16:00:00	848
Nov 2022	9303	10295	10418	10649	8665	9554	9680	9894	07:00:00	978	16:00:00	864	08:00:00	797	16:00:00	791
Dec 2022	8480	9329	9472	9673	7722	8482	8624	8814	11:00:00	824	12:00:00	801	11:00:00	797	12:00:00	783

WESTBOUND																
Date	←← Workday				→→ 7 Day				←← Workday				→→ 7 Day			
	12Hr	16Hr	18Hr	24Hr	12Hr	16Hr	18Hr	24Hr	am Peak Hour	am Peak Flow	pm Peak Hour	pm Peak Flow	am Peak Hour	am Peak Flow	pm Peak Hour	pm Peak Flow
Jan 2022	8577	9451	9635	9774	7886	8670	8847	8990	08:00:00	717	16:00:00	981	11:00:00	665	16:00:00	862
Feb 2022	8732	9655	9860	9995	8067	8906	9102	9247	08:00:00	733	17:00:00	1020	11:00:00	639	16:00:00	900
Mar 2022	9201	10180	10380	10518	8610	9513	9712	9860	08:00:00	775	17:00:00	1054	11:00:00	713	16:00:00	933
Apr 2022	9583	10697	10934	11085	8973	10013	10245	10410	11:00:00	805	17:00:00	1071	11:00:00	805	16:00:00	939
May 2022	9745	10928	11180	11342	9187	10279	10532	10710	11:00:00	761	17:00:00	1106	11:00:00	788	17:00:00	960
Jun 2022	9755	11080	11373	11549	9113	10322	10605	10794	11:00:00	786	17:00:00	1084	11:00:00	795	16:00:00	958
Jul 2022	10067	11392	11696	11874	9435	10663	10959	11153	11:00:00	828	17:00:00	1133	11:00:00	840	17:00:00	989
Aug 2022	10413	11752	12031	12213	9840	11102	11376	11575	11:00:00	922	17:00:00	1127	11:00:00	923	17:00:00	1002
Sep 2022	0	0	0	0	0	0	0	0	00:00:00	0	12:00:00	0	00:00:00	0	12:00:00	0
Oct 2022	9572	10650	10886	11037	8906	9887	10111	10275	11:00:00	781	17:00:00	1068	11:00:00	770	16:00:00	954
Nov 2022	9230	10259	10473	10615	8517	9445	9658	9811	08:00:00	785	17:00:00	1031	11:00:00	684	16:00:00	915
Dec 2022	8335	9269	9500	9637	7586	8425	8642	8790	11:00:00	693	16:00:00	910	11:00:00	676	16:00:00	805

Event key: QC Failure (grey), QC Outlier (pink), QC Atypical (red), Events (yellow), Special (orange), Holiday (grey), Offline (white)

Notes on data: Weekly (7-day) averages are calculated as the average of workday values and weekend values, weighted in the proportion 5:2.

Holidays & Events:

Start	End	Type	Lanes	Included	Description
03/01/2022 00:00	03/01/2022 23:59	Holiday	-	Yes	Holiday
18/02/2022 00:00	19/02/2022 23:59	Special	-	Yes	Storm Eunice
20/02/2022 00:00	21/02/2022 23:59	Special	-	Yes	Storm Franklin
15/04/2022 00:00	15/04/2022 23:59	Holiday	-	Yes	Holiday
18/04/2022 00:00	18/04/2022 23:59	Holiday	-	Yes	Holiday
02/05/2022 00:00	02/05/2022 23:59	Holiday	-	Yes	Holiday
02/06/2022 00:00	02/06/2022 23:59	Holiday	-	Yes	Holiday
03/06/2022 00:00	03/06/2022 23:59	Holiday	-	Yes	Holiday

Monthly Summary Report_REALTIME 00000004133 July 2023 to June 2024

Site Name 4133
 Site ID 00000004133
 Grid 245025127922



Description A39...Bideford Bypass, east of Heywood Road RAB

Lanes Each Lane
 Exclude data: None

All directions																		
Date	←←			Workday			→→			←←			7 Day			→→		
	12Hr	16Hr	18Hr	24Hr	12Hr	16Hr	18Hr	24Hr	am Peak Hour	am Peak Flow	pm Peak Hour	pm Peak Flow	am Peak Hour	am Peak Flow	pm Peak Hour	pm Peak Flow		
Jul 2023	26230	29997	30685	31802	25086	28574	29300	30430	11:00:00	2307	16:00:00	2935	11:00:00	2249	16:00:00	2753		
Aug 2023	0	0	0	0	0	0	0	0	00:00:00	0	00:00:00	0	00:00:00	0	00:00:00	0		
Sep 2023	23654	27296	29071	32471	22975	27011	28702	32889	08:00:00	2016	15:00:00	2250	09:00:00	1963	16:00:00	2190		
Oct 2023	19258	21417	21782	22176	18051	19994	20358	20742	08:00:00	1625	16:00:00	1943	11:00:00	1579	16:00:00	1796		
Nov 2023	18414	20506	20856	21234	17198	19072	19424	19793	08:00:00	1702	16:00:00	1850	11:00:00	1470	16:00:00	1693		
Dec 2023	17212	19125	19519	19879	16158	17899	18286	18651	11:00:00	1528	16:00:00	1673	11:00:00	1530	12:00:00	1597		
Jan 2024	17493	19397	19692	20075	16289	17979	18271	18628	08:00:00	1544	16:00:00	1802	11:00:00	1395	16:00:00	1633		
Feb 2024	18288	20342	20688	21062	16930	18757	19096	19454	08:00:00	1608	16:00:00	1822	11:00:00	1474	16:00:00	1650		
Mar 2024	18885	21041	21406	21772	17674	19620	19981	20338	08:00:00	1659	16:00:00	1869	11:00:00	1524	16:00:00	1718		
Apr 2024	19147	21354	21718	22082	17956	19989	20360	20715	10:00:00	1573	16:00:00	1906	11:00:00	1571	16:00:00	1764		
May 2024	20041	22537	22970	23370	18946	21274	21719	22123	11:00:00	1665	16:00:00	1957	11:00:00	1689	16:00:00	1813		
Jun 2024	20430	23045	23475	23900	19201	21600	22029	22446	08:00:00	1768	16:00:00	2014	11:00:00	1652	16:00:00	1878		

EASTBOUND																		
Date	←←			Workday			→→			←←			7 Day			→→		
	12Hr	16Hr	18Hr	24Hr	12Hr	16Hr	18Hr	24Hr	am Peak Hour	am Peak Flow	pm Peak Hour	pm Peak Flow	am Peak Hour	am Peak Flow	pm Peak Hour	pm Peak Flow		
Jul 2023	13070	14873	15140	15600	12456	14117	14406	14872	11:00:00	1158	16:00:00	1384	11:00:00	1132	16:00:00	1297		
Aug 2023	0	0	0	0	0	0	0	0	00:00:00	0	00:00:00	0	00:00:00	0	00:00:00	0		
Sep 2023	11324	12962	13663	14704	10946	12752	13394	14866	09:00:00	1035	15:00:00	1126	09:00:00	1011	15:00:00	1059		
Oct 2023	9727	10795	10923	11163	9143	10102	10237	10457	07:00:00	996	16:00:00	876	10:00:00	839	16:00:00	832		
Nov 2023	9251	10284	10407	10647	8675	9591	9720	9940	07:00:00	1039	16:00:00	823	07:00:00	803	12:00:00	769		
Dec 2023	8644	9571	9722	9939	8119	8954	9108	9314	11:00:00	820	12:00:00	805	11:00:00	818	12:00:00	815		
Jan 2024	8798	9756	9867	10107	8223	9062	9174	9387	07:00:00	994	16:00:00	814	07:00:00	761	12:00:00	758		
Feb 2024	9037	10062	10184	10412	8410	9311	9435	9643	07:00:00	989	16:00:00	815	11:00:00	767	12:00:00	766		
Mar 2024	9309	10370	10501	10719	8744	9696	9832	10033	07:00:00	973	16:00:00	830	10:00:00	791	16:00:00	782		
Apr 2024	9506	10628	10765	10985	8957	9979	10124	10327	07:00:00	923	16:00:00	880	10:00:00	831	16:00:00	830		
May 2024	9982	11247	11417	11649	9403	10582	10766	10989	07:00:00	943	15:00:00	902	10:00:00	866	15:00:00	861		
Jun 2024	10203	11521	11698	11949	9629	10835	11018	11253	07:00:00	1046	16:00:00	916	10:00:00	891	16:00:00	876		

WESTBOUND																		
Date	←←			Workday			→→			←←			7 Day			→→		
	12Hr	16Hr	18Hr	24Hr	12Hr	16Hr	18Hr	24Hr	am Peak Hour	am Peak Flow	pm Peak Hour	pm Peak Flow	am Peak Hour	am Peak Flow	pm Peak Hour	pm Peak Flow		
Jul 2023	13160	15124	15545	16202	12630	14456	14894	15558	11:00:00	1150	16:00:00	1552	11:00:00	1117	16:00:00	1457		
Aug 2023	0	0	0	0	0	0	0	0	00:00:00	0	00:00:00	0	00:00:00	0	00:00:00	0		
Sep 2023	12330	14334	15408	17767	12029	14259	15308	18023	08:00:00	1000	17:00:00	1267	09:00:00	951	16:00:00	1197		
Oct 2023	9531	10622	10860	11013	8908	9892	10121	10285	11:00:00	741	17:00:00	1072	11:00:00	753	16:00:00	964		
Nov 2023	9162	10222	10449	10587	8523	9481	9703	9853	08:00:00	764	16:00:00	1027	11:00:00	677	16:00:00	928		
Dec 2023	8568	9554	9797	9941	8038	8945	9178	9337	11:00:00	708	16:00:00	937	11:00:00	712	16:00:00	853		
Jan 2024	8694	9641	9825	9968	8066	8916	9097	9242	08:00:00	708	16:00:00	988	11:00:00	663	16:00:00	879		
Feb 2024	9251	10280	10504	10650	8520	9446	9661	9811	08:00:00	767	17:00:00	1022	11:00:00	707	16:00:00	895		
Mar 2024	9576	10671	10904	11053	8930	9924	10149	10304	08:00:00	769	17:00:00	1040	11:00:00	742	16:00:00	936		
Apr 2024	9641	10726	10953	11097	8999	10010	10236	10388	11:00:00	752	17:00:00	1070	11:00:00	764	16:00:00	934		
May 2024	10059	11290	11553	11721	9544	10692	10953	11134	11:00:00	809	17:00:00	1095	11:00:00	835	16:00:00	975		
Jun 2024	10227	11525	11778	11951	9572	10765	11011	11193	08:00:00	816	17:00:00	1114	11:00:00	806	16:00:00	1002		

Event key: QC Failure (grey), QC Outlier (pink), QC Atypical (purple), Events (yellow), Special (orange), Holiday (dark grey), Offline (light grey), Weekends and defined holidays (light blue), Holiday-affected days (light yellow)

Notes on data: Weekly (7-day) averages are calculated as the average of workday values and weekend values, weighted in the proportion 5:2.

Holidays & Events:	Start	End	Type	Lanes	Included	Description
	28/08/2023 00:00	28/08/2023 23:59	Holiday	-	Yes	Holiday
	25/12/2023 00:00	25/12/2023 23:59	Holiday	-	Yes	Holiday
	26/12/2023 00:00	26/12/2023 23:59	Holiday	-	Yes	Holiday
	01/01/2024 00:00	01/01/2024 23:59	Holiday	-	Yes	Holiday
	29/03/2024 00:00	29/03/2024 23:59	Holiday	-	Yes	Holiday
	01/04/2024 00:00	01/04/2024 23:59	Holiday	-	Yes	Holiday
	06/05/2024 00:00	06/05/2024 23:59	Holiday	-	Yes	Holiday
	27/05/2024 00:00	27/05/2024 23:59	Holiday	-	Yes	Holiday

Monthly Summary Report_REALTIME 00000005014 July 2023 to June 2024

Site Name 5014
 Site ID 00000005014
 Grid 242041125606
 Description Bideford....A39 Abbotsham Cross



Lanes Each Lane
 Exclude data: None

All directions																
Date	←← Workday →→				←← 7 Day →→				←← Workday →→				←← 7 Day →→			
	12Hr	16Hr	18Hr	24Hr	12Hr	16Hr	18Hr	24Hr	am Peak Hour	am Peak Flow	pm Peak Hour	pm Peak Flow	am Peak Hour	am Peak Flow	pm Peak Hour	pm Peak Flow
Jul 2023	4427	4855	4923	4979	4216	4622	4689	4749	10:00:00	423	16:00:00	453	10:00:00	421	16:00:00	427
Aug 2023	4773	5247	5317	5375	4593	5055	5129	5190	10:00:00	485	16:00:00	491	10:00:00	475	16:00:00	460
Sep 2023	4221	4602	4654	4710	4060	4426	4482	4539	10:00:00	405	15:00:00	413	10:00:00	412	15:00:00	395
Oct 2023	3783	4094	4139	4197	3614	3906	3953	4009	10:00:00	369	16:00:00	374	10:00:00	367	16:00:00	356
Nov 2023	3387	3678	3720	3776	3185	3448	3492	3546	08:00:00	352	16:00:00	326	11:00:00	303	15:00:00	301
Dec 2023	3059	3338	3388	3439	2888	3147	3196	3247	11:00:00	307	12:00:00	283	11:00:00	303	12:00:00	283
Jan 2024	3195	3463	3501	3555	2989	3230	3268	3317	08:00:00	329	15:00:00	303	11:00:00	278	15:00:00	290
Feb 2024	3359	3649	3692	3742	3136	3400	3443	3491	08:00:00	322	16:00:00	324	10:00:00	301	16:00:00	300
Mar 2024	3549	3865	3909	3964	3400	3695	3742	3795	08:00:00	347	16:00:00	336	10:00:00	324	16:00:00	322
Apr 2024	3854	4203	4253	4307	3691	4018	4070	4121	10:00:00	370	16:00:00	377	10:00:00	364	16:00:00	366
May 2024	4161	4563	4622	4683	3997	4387	4450	4512	10:00:00	408	16:00:00	411	10:00:00	400	16:00:00	396
Jun 2024	4236	4675	4739	4802	4083	4502	4570	4636	10:00:00	406	16:00:00	410	10:00:00	408	16:00:00	403

Eastbound																
Date	←← Workday →→				←← 7 Day →→				←← Workday →→				←← 7 Day →→			
	12Hr	16Hr	18Hr	24Hr	12Hr	16Hr	18Hr	24Hr	am Peak Hour	am Peak Flow	pm Peak Hour	pm Peak Flow	am Peak Hour	am Peak Flow	pm Peak Hour	pm Peak Flow
Jul 2023	4427	4855	4923	4979	4216	4622	4689	4749	10:00:00	423	16:00:00	453	10:00:00	421	16:00:00	427
Aug 2023	4773	5247	5317	5375	4593	5055	5129	5190	10:00:00	485	16:00:00	491	10:00:00	475	16:00:00	460
Sep 2023	4221	4602	4654	4710	4060	4426	4482	4539	10:00:00	405	15:00:00	413	10:00:00	412	15:00:00	395
Oct 2023	3783	4094	4139	4197	3614	3906	3953	4009	10:00:00	369	16:00:00	374	10:00:00	367	16:00:00	356
Nov 2023	3387	3678	3720	3776	3185	3448	3492	3546	08:00:00	352	16:00:00	326	11:00:00	303	15:00:00	301
Dec 2023	3059	3338	3388	3439	2888	3147	3196	3247	11:00:00	307	12:00:00	283	11:00:00	303	12:00:00	283
Jan 2024	3195	3463	3501	3555	2989	3230	3268	3317	08:00:00	329	15:00:00	303	11:00:00	278	15:00:00	290
Feb 2024	3359	3649	3692	3742	3136	3400	3443	3491	08:00:00	322	16:00:00	324	10:00:00	301	16:00:00	300
Mar 2024	3549	3865	3909	3964	3400	3695	3742	3795	08:00:00	347	16:00:00	336	10:00:00	324	16:00:00	322
Apr 2024	3854	4203	4253	4307	3691	4018	4070	4121	10:00:00	370	16:00:00	377	10:00:00	364	16:00:00	366
May 2024	4161	4563	4622	4683	3997	4387	4450	4512	10:00:00	408	16:00:00	411	10:00:00	400	16:00:00	396
Jun 2024	4236	4675	4739	4802	4083	4502	4570	4636	10:00:00	406	16:00:00	410	10:00:00	408	16:00:00	403

Westbound																
Date	←← Workday →→				←← 7 Day →→				←← Workday →→				←← 7 Day →→			
	12Hr	16Hr	18Hr	24Hr	12Hr	16Hr	18Hr	24Hr	am Peak Hour	am Peak Flow	pm Peak Hour	pm Peak Flow	am Peak Hour	am Peak Flow	pm Peak Hour	pm Peak Flow
Jul 2023	0	0	0	0	0	0	0	0	00:00:00	0	12:00:00	0	00:00:00	0	12:00:00	0
Aug 2023	0	0	0	0	0	0	0	0	00:00:00	0	12:00:00	0	00:00:00	0	12:00:00	0
Sep 2023	0	0	0	0	0	0	0	0	00:00:00	0	12:00:00	0	00:00:00	0	12:00:00	0
Oct 2023	0	0	0	0	0	0	0	0	00:00:00	0	12:00:00	0	00:00:00	0	12:00:00	0
Nov 2023	0	0	0	0	0	0	0	0	00:00:00	0	12:00:00	0	00:00:00	0	12:00:00	0
Dec 2023	0	0	0	0	0	0	0	0	00:00:00	0	12:00:00	0	00:00:00	0	12:00:00	0
Jan 2024	0	0	0	0	0	0	0	0	00:00:00	0	12:00:00	0	00:00:00	0	12:00:00	0
Feb 2024	0	0	0	0	0	0	0	0	00:00:00	0	12:00:00	0	00:00:00	0	12:00:00	0
Mar 2024	0	0	0	0	0	0	0	0	00:00:00	0	12:00:00	0	00:00:00	0	12:00:00	0
Apr 2024	0	0	0	0	0	0	0	0	00:00:00	0	12:00:00	0	00:00:00	0	12:00:00	0
May 2024	0	0	0	0	0	0	0	0	00:00:00	0	12:00:00	0	00:00:00	0	12:00:00	0
Jun 2024	0	0	0	0	0	0	0	0	00:00:00	0	12:00:00	0	00:00:00	0	12:00:00	0

Event key: QC Failure (grey), QC Outlier (pink), QC Atypical (red), Events (yellow), Special (orange), Holiday (blue), Offline (grey)
 Weekends and defined holidays (grey), Holiday-affected days (yellow)

Notes on data: Weekly (7-day) averages are calculated as the average of workday values and weekend values, weighted in the proportion 5:2.

Start	End	Type	Lanes	Included	Description
28/08/2023 00:00	28/08/2023 23:59	Holiday	-	Yes	Holiday
25/12/2023 00:00	25/12/2023 23:59	Holiday	-	Yes	Holiday
26/12/2023 00:00	26/12/2023 23:59	Holiday	-	Yes	Holiday
01/01/2024 00:00	01/01/2024 23:59	Holiday	-	Yes	Holiday
29/03/2024 00:00	29/03/2024 23:59	Holiday	-	Yes	Holiday
01/04/2024 00:00	01/04/2024 23:59	Holiday	-	Yes	Holiday
06/05/2024 00:00	06/05/2024 23:59	Holiday	-	Yes	Holiday
27/05/2024 00:00	27/05/2024 23:59	Holiday	-	Yes	Holiday